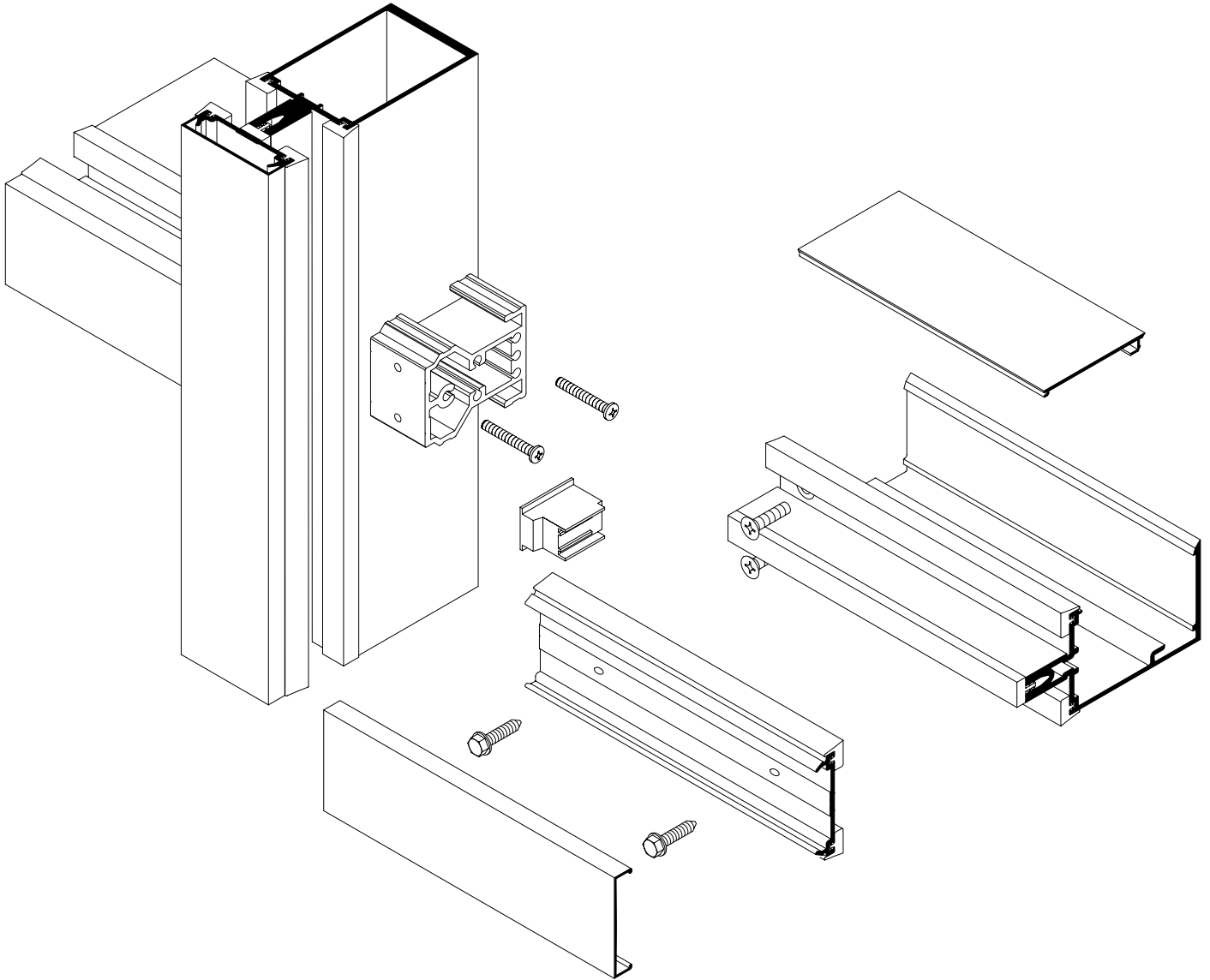


Laws and building and safety codes governing the design and use of glazed entrance, window, and curtain wall products vary widely. Kawneer does not control the selection of product configurations, operating hardware, or glazing materials, and assumes no responsibility therefor.

Kawneer reserves the right to change configuration without prior notice when deemed necessary for product improvement.

© Kawneer Company, Inc. 2006



ESTIMATING/TAKE-OFF AND ORDERING GUIDE



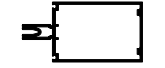
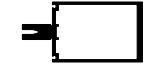

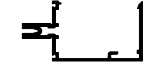


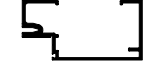

	PAGE
PART IDENTIFICATION -----	3, 4, 5
MATERIAL TAKE-OFF GUIDE -----	6
PERIMETER DETAILS -----	7, 8
ANCHOR CHARTS -----	9
INTERMEDIATES -----	10
90° INSIDE CORNER -----	11
90° OUTSIDE CORNERS -----	12, 13
ENTRANCE DETAILS -----	14, 15
GLASSVENT™ WINDOWS FOR CURTAIN WALL-----	16
WINDOW APPLICATION -----	17
MID ANCHOR DETAIL -----	18
INTERMEDIATES W/ FIBERGLASS PRESSURE PLATE-----	19

Consult the KawneerDirect website for the latest updates to the estimating/
take-off and ordering guides before beginning work on your project.






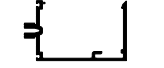




Laws and building and safety codes governing the design and use of glazed entrance, window, and curtain wall products vary widely. Kawneer does not control the selection of product configurations, operating hardware, or glazing materials, and assumes no responsibility therefor.

Kawneer reserves the right to change configuration without prior notice when deemed necessary for product improvement.
© Kawneer Company, Inc. 2006

1" FRAMING

Extrusion #	Profile	Description
162003		5-1/4" Lightweight
162004		5-1/4" Heavyweight
162001		3-3/4" Lightweight
162002		3-3/4" Heavyweight
162091		5-1/4"
162090		3-3/4"
162095		5-1/4"
162094		3-3/4"
162203		3-3/4"
162204		5-1/4"

1/4" FRAMING







Extrusion #	Profile	Description
162015		5-1/4" Lightweight
162016		5-1/4" Heavyweight
162013		3-3/4" Lightweight
162014		3-3/4" Heavyweight
162093		5-1/4"
162092		3-3/4"
162097		5-1/4"
162096		3-3/4"
162205		3-3/4"
162206		5-1/4"

Laws and building and safety codes governing the design and use of glazed entrance, window, and curtain wall products vary widely. Kawneer does not control the selection of product configurations, operating hardware, or glazing materials, and assumes no responsibility therefor.






Kawneer reserves the right to change configuration without prior notice when deemed necessary for product improvement.

© Kawneer Company, Inc. 2006





PRESSURE PLATE

Extrusion #	Profile	Description
162335		Standard dry glazed pressure plate. Pre-punched for pressure plate fasteners.
162336		Flush Double Acting Door Adapter pressure plate. For use with 162041 cover. See Entrance Details in this Take-Off Guide.
162552		Flush Single Acting Door Adapter pressure plate. For use with 162041 cover. See Entrance Details in this Take-Off Guide.
162358		Optional dry glazed pressure plate. For use with 162074 (2-1/2") deep cover. Pre-punched for pressure plate fasteners.
162505		1" System
162506		1/4" System

GLAZING ADAPTERS (1" SYSTEM)

Extrusion #	Profile	Description
162054		1/8" Infill
162019		1/4" Infill
162055		3/8" Infill
162056		1/2" Infill
162057		5/8" Infill






PERIMETERS

Extrusion #	Profile	Description
162017		1" "F" Perimeter
162176		1/4" "F" Perimeter
163023		Jamb Channel 5-1/4" & 6" System Perimeter (A)
163024		Jamb Channel 6-3/4" & 7-1/2" System Perimeter (A)





Laws and building and safety codes governing the design and use of glazed entrance, window, and curtain wall products vary widely. Kawneer does not control the selection of product configurations, operating hardware, or glazing materials, and assumes no responsibility therefor.

Kawneer reserves the right to change configuration without prior notice when deemed necessary for product improvement.
© Kawneer Company, Inc. 2006



SNAP-ON COVERS

Extrusion #	Profile	Description
162006		3/4" Standard Cover
162073		1-1/4" Optional Cover
162074		2-1/2" Optional Cover
162239		3" Optional Cover
162041		Flush Door Adapter Cover


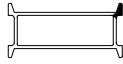
COVER SLEEVES

Part #	Profile	Description
162313		3/4" Standard Cover Sleeve
162356		1-1/4" Optional Cover Sleeve
162357		2-1/2" Optional Cover Sleeve
162530		3" Optional Cover Sleeve

OPEN BACK FILLERS

Extrusion #	Profile	Description
162021		Open Back Filler 5-1/4" & 6" System
162020		Open Back Filler 6-3/4" & 7 1/2" System

Splice Sleeves

Part #	Profile	Description
162306		3-3/4" Mullion Sleeve
162307		5-1/4" Mullion Sleeve

SHEAR BLOCK FASTENERS

Horizontal (2 per shear block)	Vertical (2 per shear block)
128405	128394 Typical

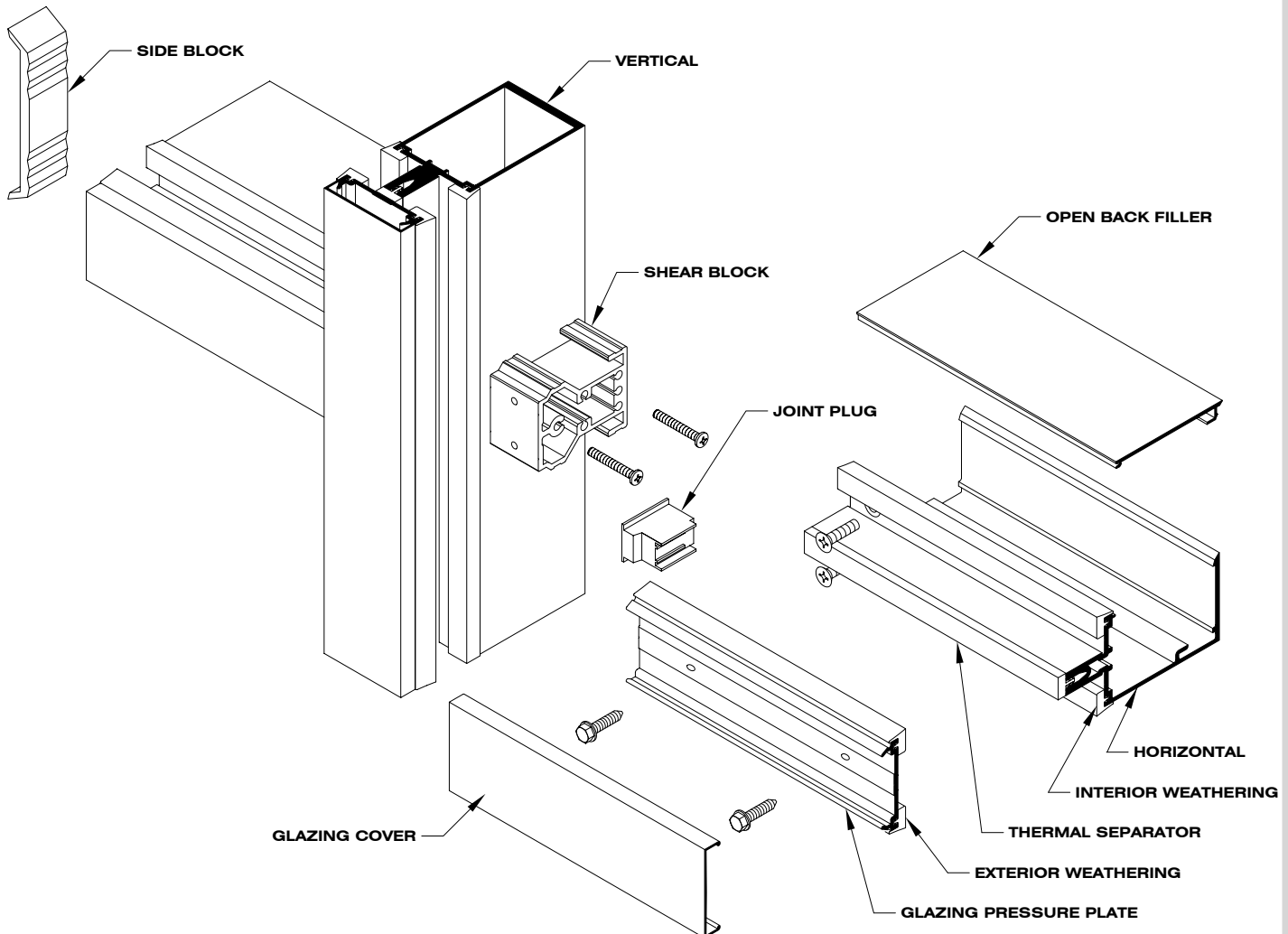
PRE-PUNCHED SHEAR BLOCKS

Part #	Description
162377 Intermed. Horiz.	5-1/4" & 6" System
162378 Intermed. Horiz.	6-3/4" & 7-1/2" System
162331 Head / Sill	5-1/4" & 6" System Perimeter (B) (C)
162332 Head / Sill	6-3/4" & 7-1/2" System Perimeter (B) (C)
162384 Head / Sill	5-1/4" & 6" System Perimeter (A)
162385 Head / Sill	6-3/4" & 7-1/2" System Perimeter (A)

Laws and building and safety codes governing the design and use of glazed entrance, window, and curtain wall products vary widely. Kawneer does not control the selection of product configurations, operating hardware, or glazing materials, and assumes no responsibility therefor.

Kawneer reserves the right to change configuration without prior notice when deemed necessary for product improvement.

© Kawneer Company, Inc. 2006



DESCRIPTION	PART NUMBER	TAKE-OFF GUIDE
Vertical (24'-0" S/L)	Make Proper Selection	Stock Lengths Required
Horizontal (24'-0" S/L)	Make Proper Selection	Stock Lengths Required
Open Back Filler (24'-0" S/L)	Make Proper Selection	Stock Lengths Required
Cover (24'-0" S/L)	Make Proper Selection	Stock Lengths Required
Glazing Pressure Plate (24'-0" S/L)	162335	Stock Lengths Required
Thermal Separator	162310	Vertical/Horizontal Footage
Interior / Exterior Weathering	027850	4 x Vertical/Horizontal Footage
Pressure Plate Fastener	128406	1.8 x Thermal Separator
Setting Block (1/4" Framing)	027854	2 Per D.L.O.
Setting Block (1" Framing)	027853	2 Per D.L.O.
Side Block (1/4" Framing)	027856	2 Per D.L.O.
Side Block (1" Framing)	027855	2 Per D.L.O.
Shear Block	See Shear Block Chart	2 Per Horizontal
Shear Block to Vertical Fastener	128394	2 Per Shear Block
Shear Block to Horizontal Fastener	128405	2 Per Shear Block
Joint Plug (1/4" Framing) (Typical)	162322	2 Per Horizontal
Joint Plug (1" Framing) (Typical)	162321	2 Per Horizontal
Perimeter "A" Joint Plug (1" Framing) (Typical)	162512	2 Per Horizontal
Perimeter "A" Joint Plug (1/4" Framing) (Typical)	162514	2 Per Horizontal
Perimeter "C" Vertical End Caps 1"	162388	2 Per Vertical
Perimeter "C" Vertical End Caps 1/4"	162389	2 Per Vertical

Note: For other applications and accessories, reference shop drawings, installation instructions and Kawneer's website at www.kawneer.com.

(A) EXTERIOR FRAME PERIMETER

Note:

Requires Head / Sill Shear Blocks:

- 162384 6" System
- 162385 7-1/2" System

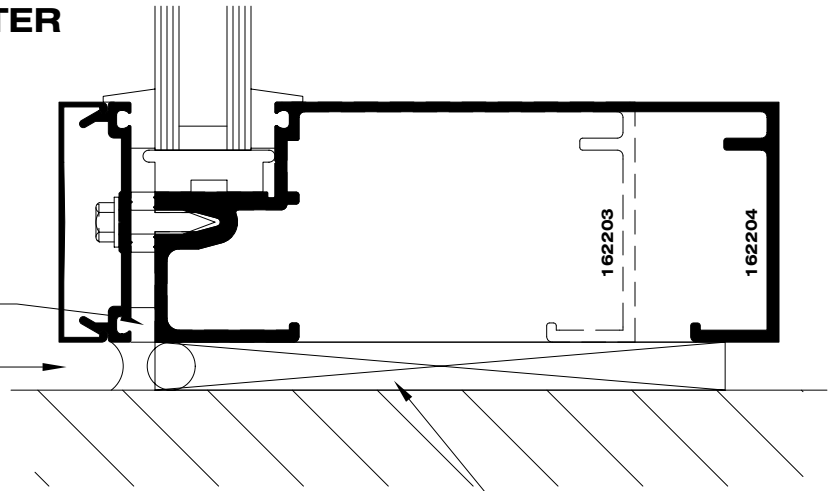
Head / Sill Joint Plugs:

- 162512 1" Framing
- 162514 1/4" Framing

Use "F" & "T" Anchors

027857 PERIMETER GASKET

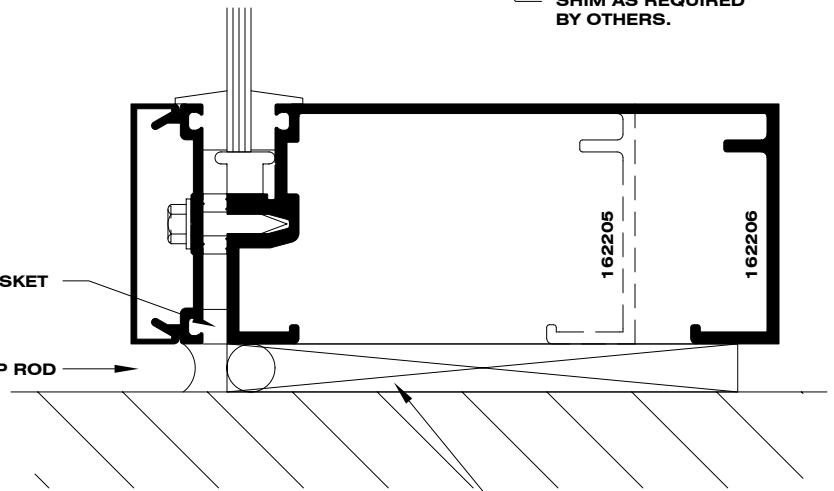
SEALANT AND BACK-UP ROD BY OTHERS.



SHIM AS REQUIRED BY OTHERS.

027857 PERIMETER GASKET

SEALANT AND BACK-UP ROD BY OTHERS.



SHIM AS REQUIRED BY OTHERS.

(B) "F" PERIMETER

Note:

Use a 162017 or 162018 without F or T anchors only if mullion end reactions are less than 350 pounds.

Note:

Requires Head / Sill Shear Blocks:

- 162331 6" System
- 162332 7-1/2" System

Use typical joint plugs.

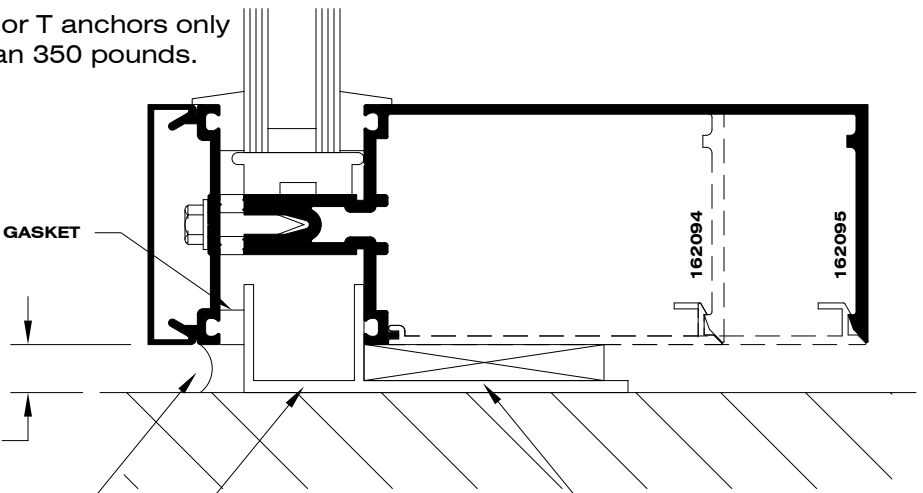
027857 PERIMETER GASKET

PER JOB CONDITION

SEALANT BY OTHERS.

162017 "F" PERIMETER, 162176 "F" PERIMETER FOR 1/4"

SHIM AS REQUIRED BY OTHERS.



Laws and building and safety codes governing the design and use of glazed entrance, window, and curtain wall products vary widely. Kawneer does not control the selection of product configurations, operating hardware, or glazing materials, and assumes no responsibility therefor.

Kawneer reserves the right to change configuration without prior notice when deemed necessary for product improvement.

© Kawneer Company, Inc. 2006

© PERIMETER PRESSURE PLATES

Note:

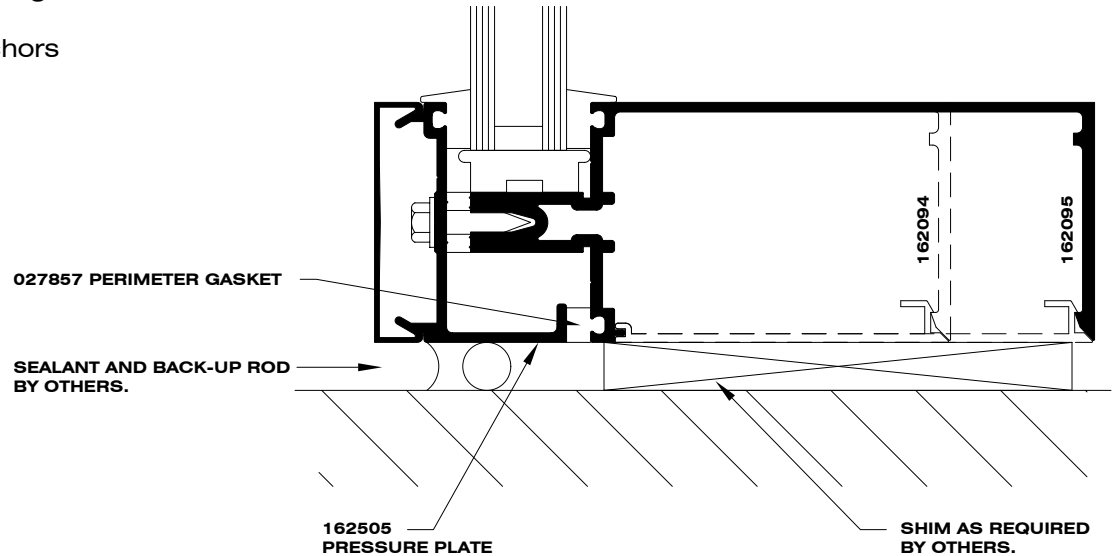
Requires Head / Sill Shear Blocks:

162331 6" System

162332 7-1/2" System

Typical Joint Plugs

Use "F" & "T" Anchors

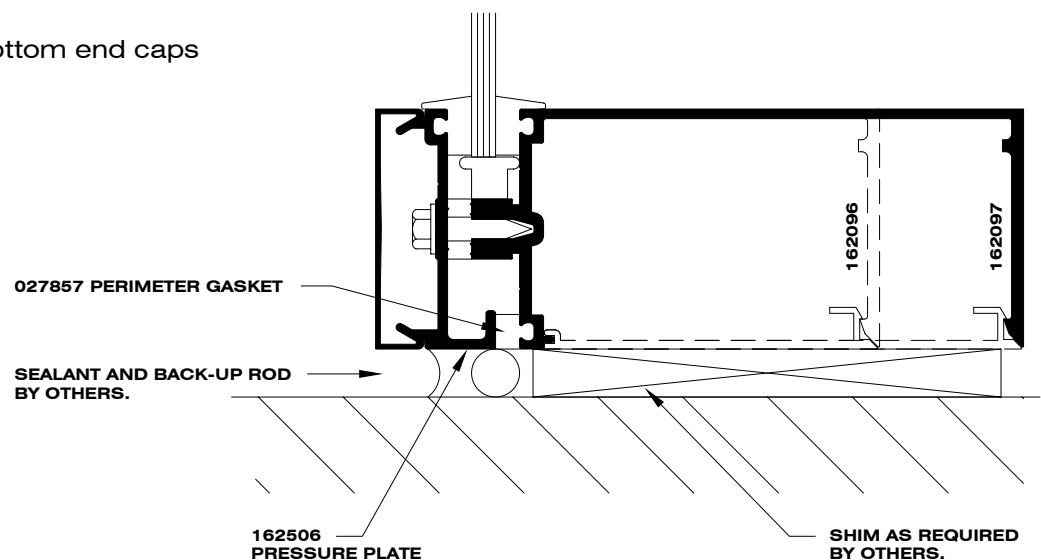


Note:

Uses vertical top & bottom end caps

162388 (1")

162389 (1/4")



Laws and building and safety codes governing the design and use of glazed entrance, window, and curtain wall products vary widely. Kawneer does not control the selection of product configurations, operating hardware, or glazing materials, and assumes no responsibility therefor.

Kawneer reserves the right to change configuration without prior notice when deemed necessary for product improvement.
© Kawneer Company, Inc. 2006

"F" AND "T" ANCHOR CHARTS

Note:

T- anchors must be used if mullion end reactions exceed 350 pounds. If mullion end-reactions are less than 350 pounds, then perimeter anchoring may be used. (See page 4).

$$\text{End Reactions} = \frac{\text{Module (ft.)} \times \text{Length (ft.)} \times \text{Windload (PSF)}}{2}$$


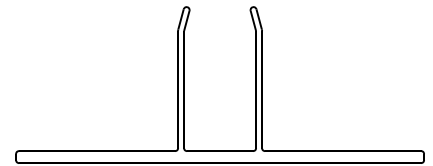
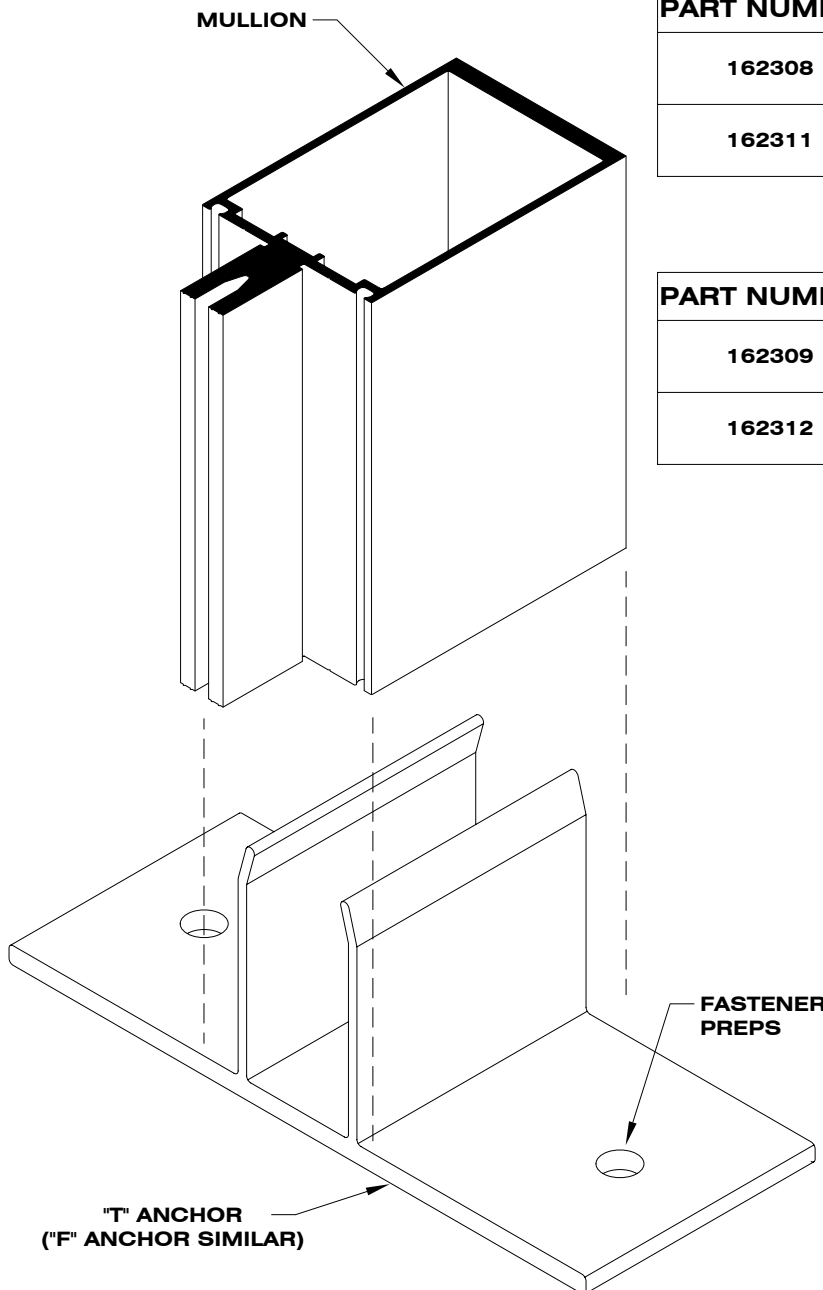
(Pounds)

F - Anchor Chart

PART NUMBER	To be used with	System
162308	162001, 162002, 162013, 162014	5-1/4" & 6"
162311	162003, 162004, 162015, 162016	6-3/4" & 7-1/2"

T - Anchor Chart

PART NUMBER	To be used with	System
162309	162001, 162002, 162013, 162014	5-1/4" & 6"
162312	162003, 162004, 162015, 162016	6-3/4" & 7-1/2"



Laws and building and safety codes governing the design and use of glazed entrance, window, and curtain wall products vary widely. Kawneer does not control the selection of product configurations, operating hardware, or glazing materials, and assumes no responsibility therefor.

Kawneer reserves the right to change configuration without prior notice when deemed necessary for product improvement.

© Kawneer Company, Inc. 2006

INTERMEDIATES

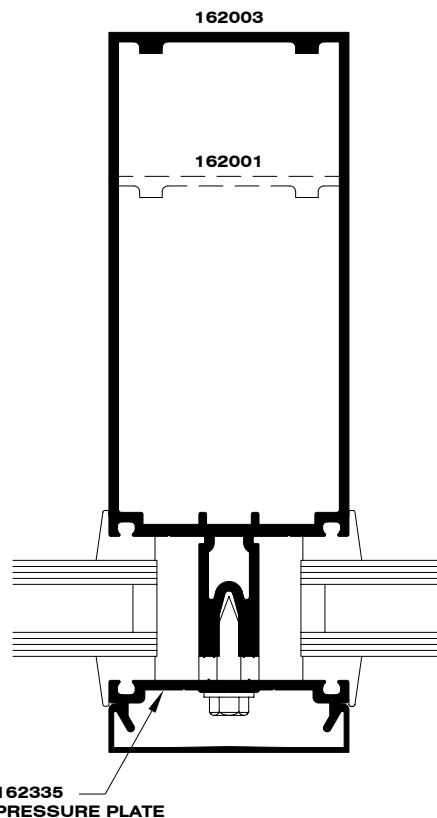
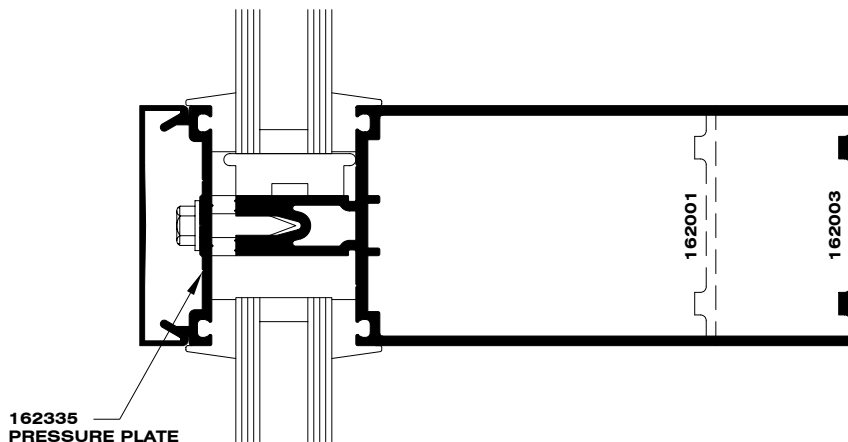
Note:

Requires Intermediate Shear Blocks:

162377 6" System

162378 7-1/2" System

Typical Joint Plugs



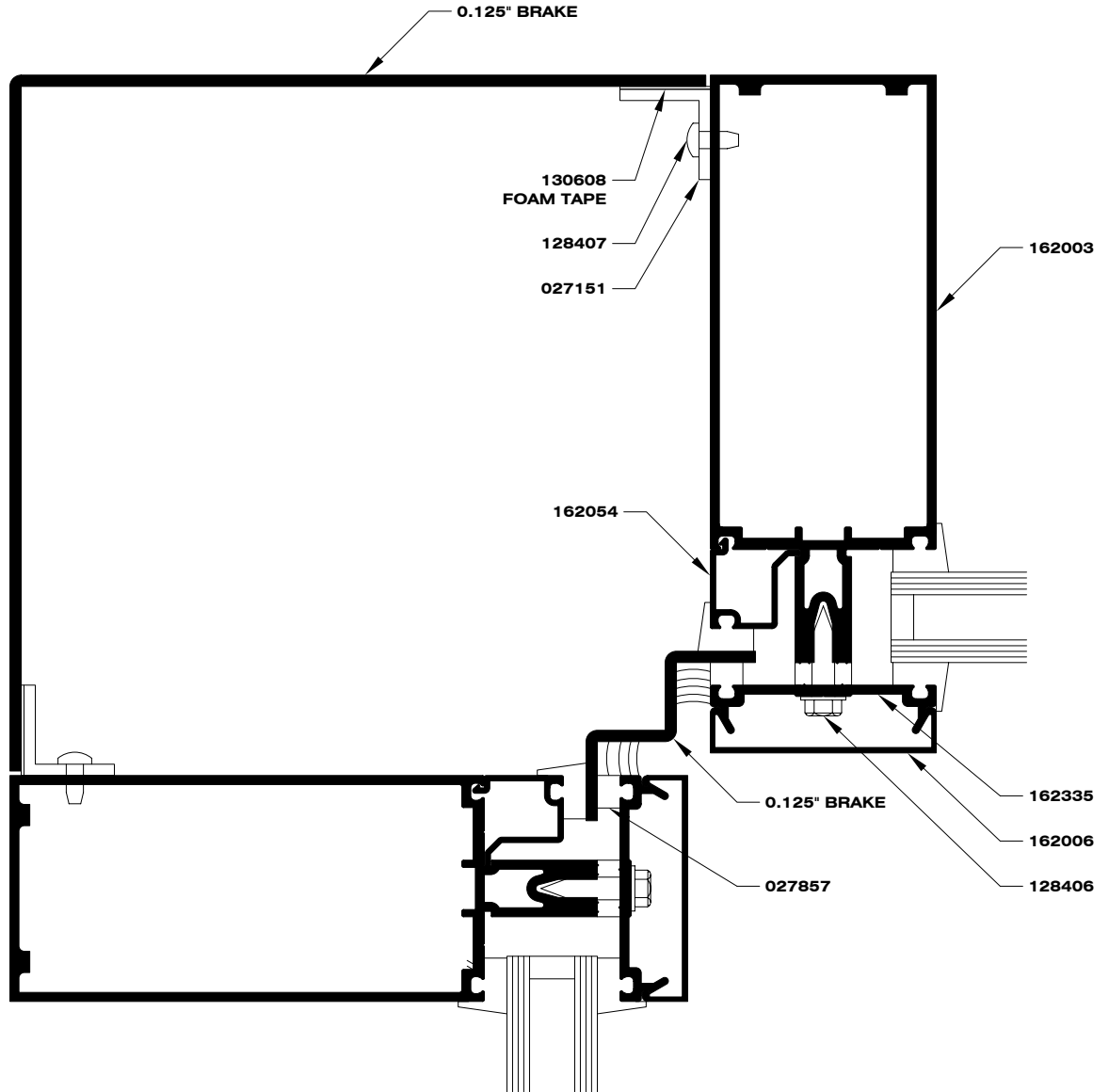
Laws and building and safety codes governing the design and use of glazed entrance, window, and curtain wall products vary widely. Kawneer does not control the selection of product configurations, operating hardware, or glazing materials, and assumes no responsibility therefor.

Kawneer reserves the right to change configuration without prior notice when deemed necessary for product improvement.

© Kawneer Company, Inc. 2006

90° INSIDE CORNERS

1" System Shown, 1/4" System Similar

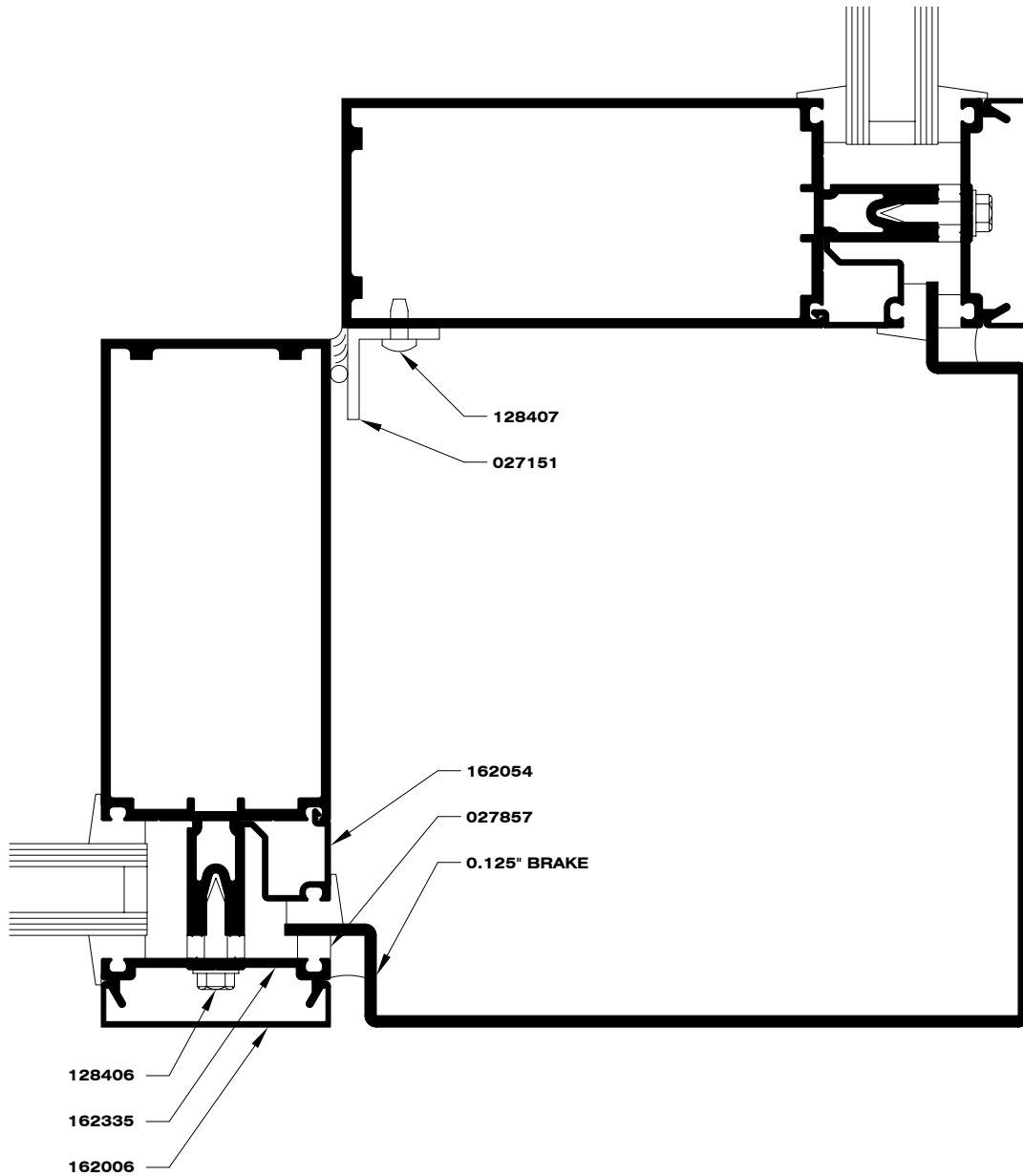


Laws and building and safety codes governing the design and use of glazed entrance, window, and curtain wall products vary widely. Kawneer does not control the selection of product configurations, operating hardware, or glazing materials, and assumes no responsibility therefor.

Kawneer reserves the right to change configuration without prior notice when deemed necessary for product improvement.
© Kawneer Company, Inc. 2006

90° OUTSIDE CORNERS

1" System Shown, 1/4" System Similar

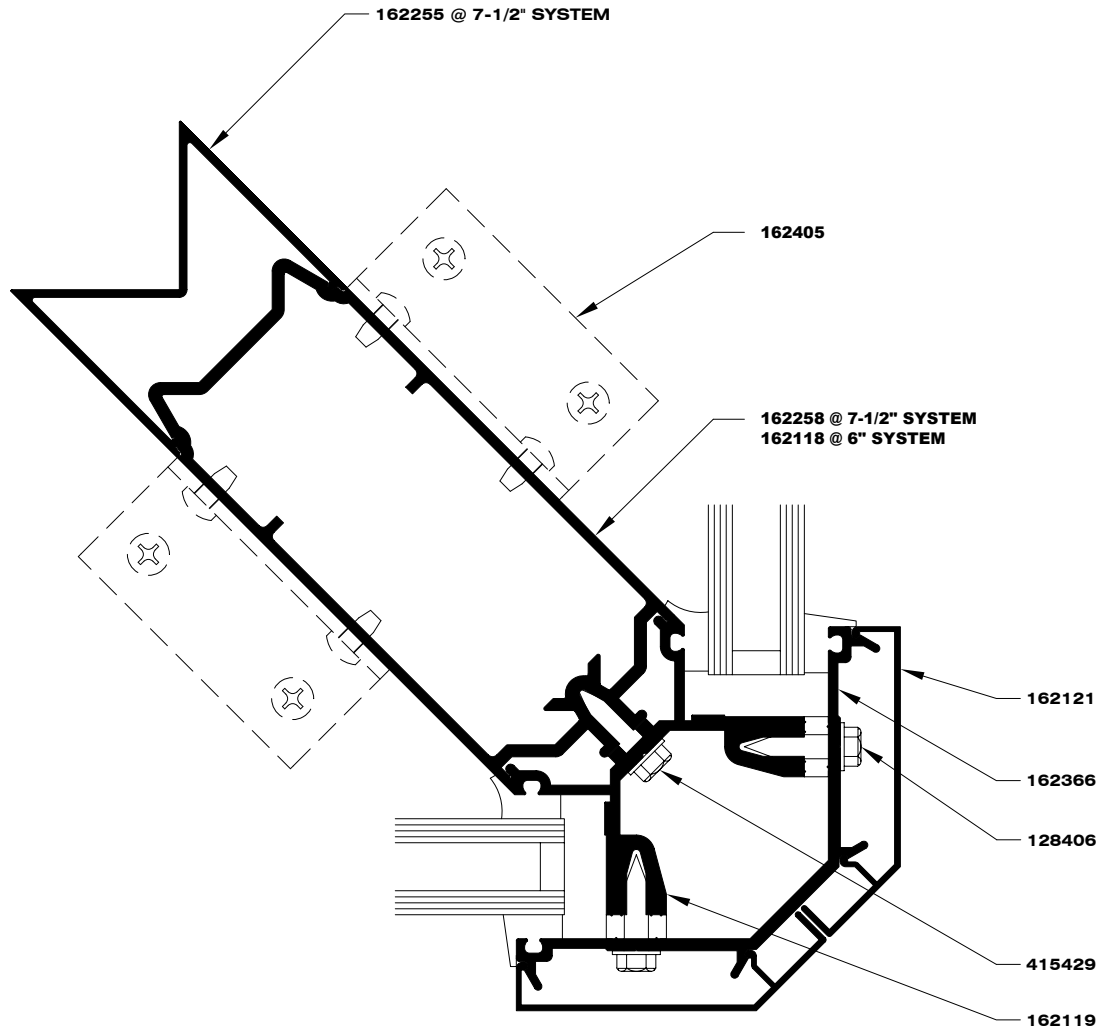


Laws and building and safety codes governing the design and use of glazed entrance, window, and curtain wall products vary widely. Kawneer does not control the selection of product configurations, operating hardware, or glazing materials, and assumes no responsibility therefor.

Kawneer reserves the right to change configuration without prior notice when deemed necessary for product improvement.
© Kawneer Company, Inc. 2006

90° OUTSIDE CORNERS

1" System Shown, 1/4" System Similar



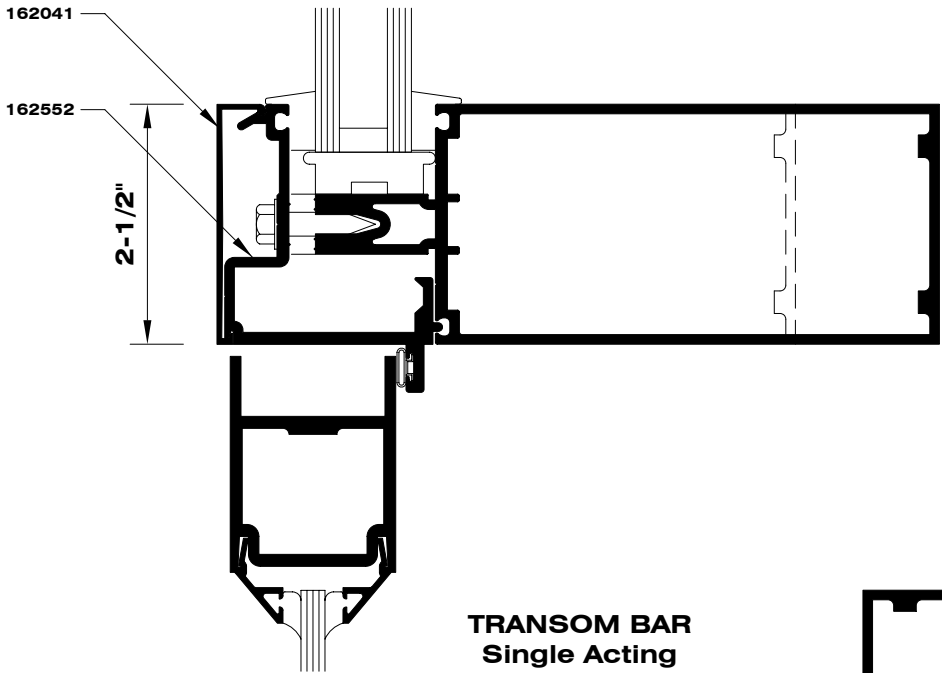
Laws and building and safety codes governing the design and use of glazed entrance, window, and curtain wall products vary widely. Kawneer does not control the selection of product configurations, operating hardware, or glazing materials, and assumes no responsibility therefor.

Kawneer reserves the right to change configuration without prior notice when deemed necessary for product improvement.

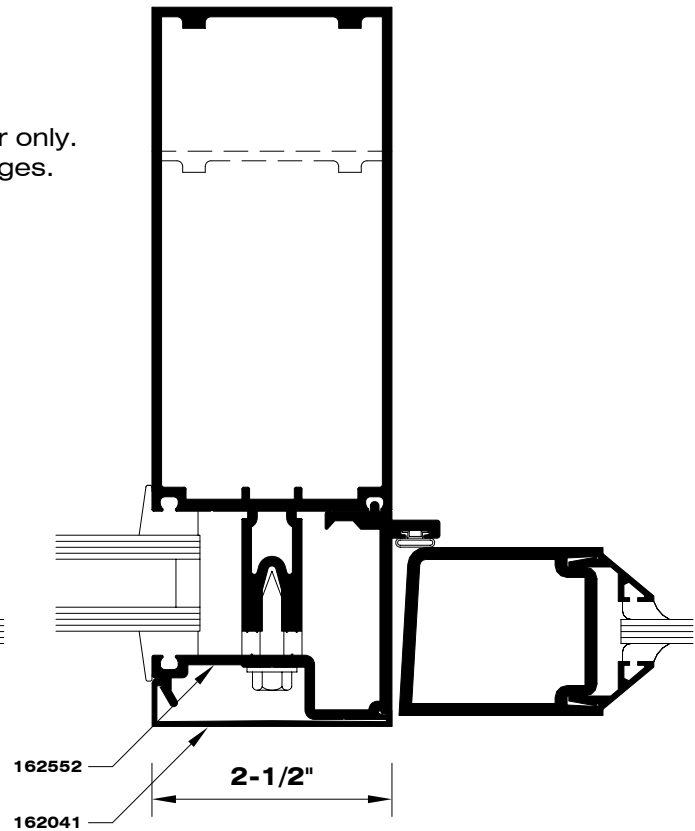
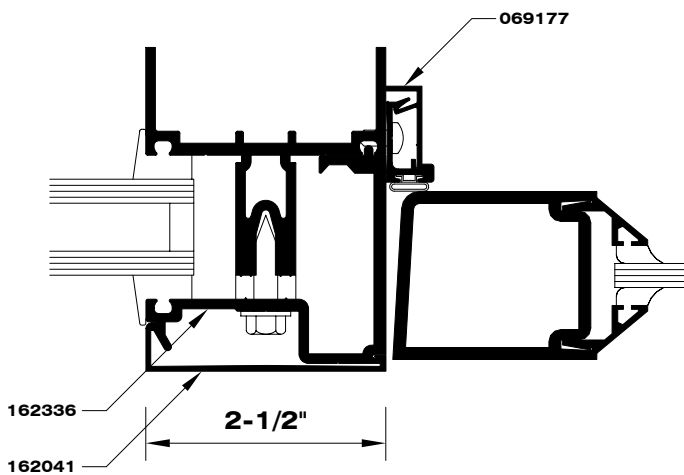
© Kawneer Company, Inc. 2006

ENTRANCE DETAILS

Entrance Adapters - 1" Framing



- Surface mounted closer only.
- Offset pivots or butt hinges.

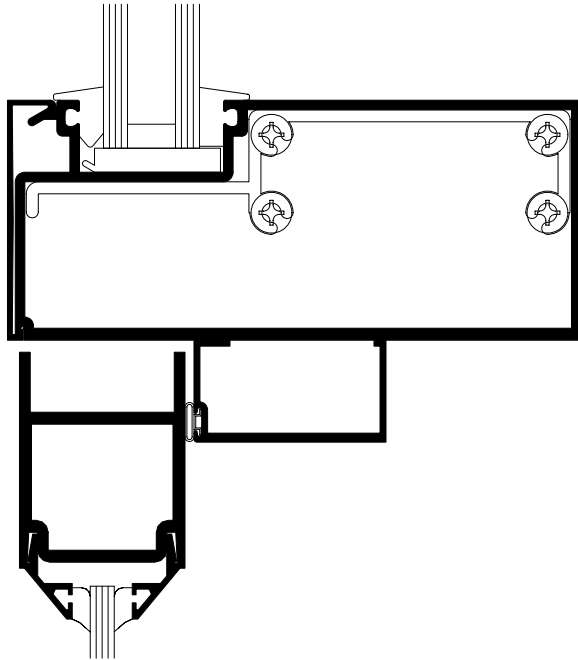


Laws and building and safety codes governing the design and use of glazed entrance, window, and curtain wall products vary widely. Kawneer does not control the selection of product configurations, operating hardware, or glazing materials, and assumes no responsibility therefor.

Kawneer reserves the right to change configuration without prior notice when deemed necessary for product improvement.
© Kawneer Company, Inc. 2006

ENTRANCE SUB-FRAME - 1" AND 1/4" FRAMING

1" System Shown, 1/4" System Similar



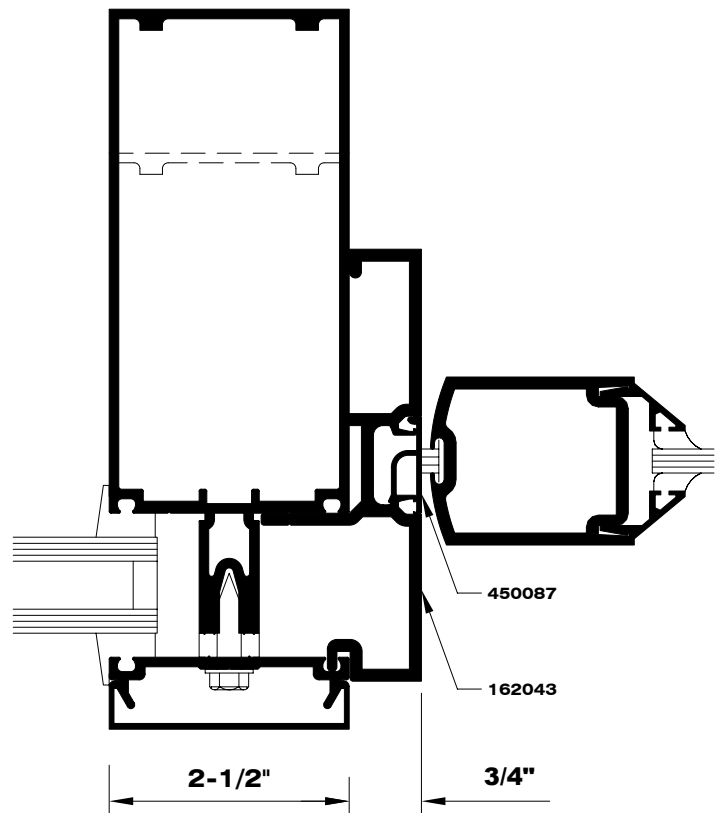
TRANSOM BAR

- Use with butts, O.S. pivots, or center hung hinges.
- Use with concealed or surface mounted closer.

DOOR JAMB

NOTES:

- Mullion & cover extrusion numbers per job requirements.
- Details may vary according to hanging and closer combinations used. Typical details shown.
- Use assembly 450520 in lieu of 450087 if doors are hung offset.

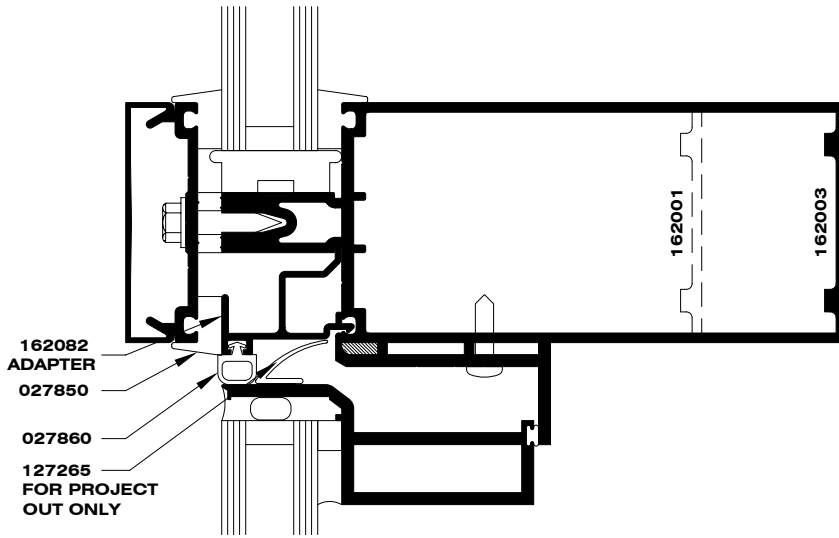


Laws and building and safety codes governing the design and use of glazed entrance, window, and curtain wall products vary widely. Kawneer does not control the selection of product configurations, operating hardware, or glazing materials, and assumes no responsibility therefor.

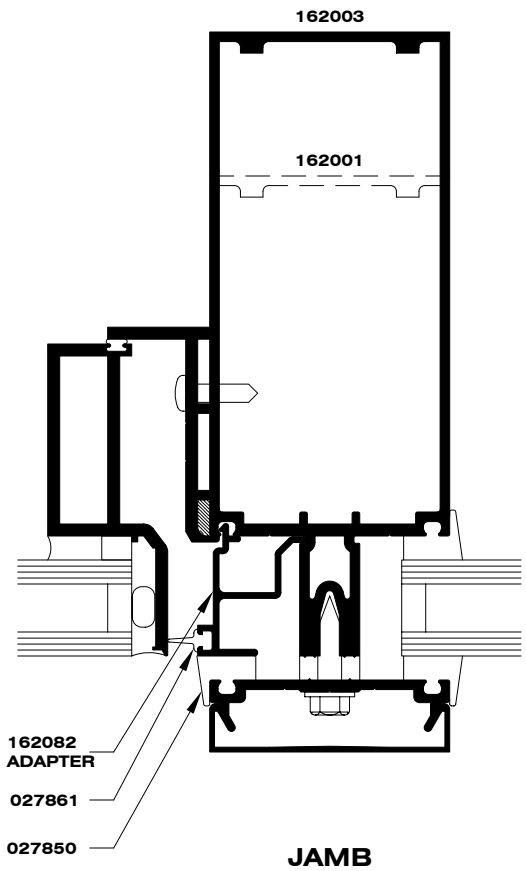
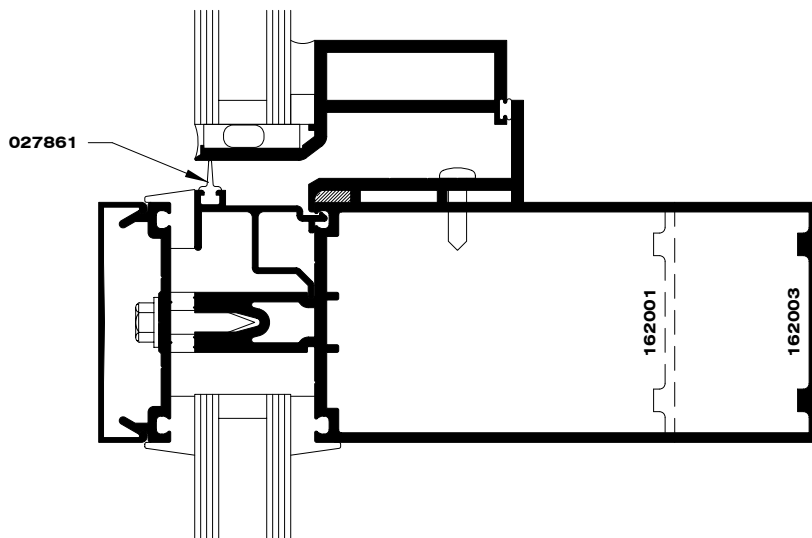
Kawneer reserves the right to change configuration without prior notice when deemed necessary for product improvement.

© Kawneer Company, Inc. 2006

HEAD



SILL

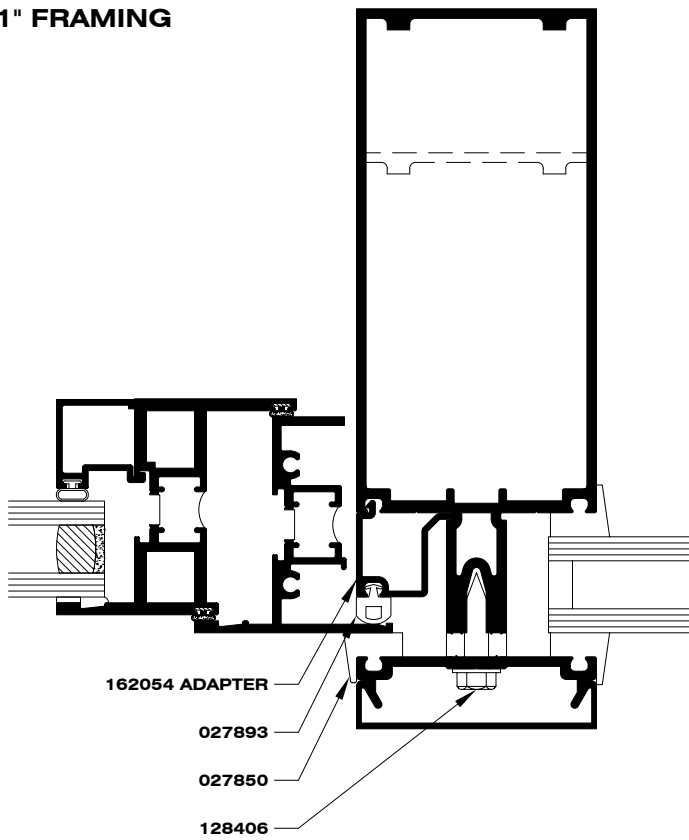


Laws and building and safety codes governing the design and use of glazed entrance, window, and curtain wall products vary widely. Kawneer does not control the selection of product configurations, operating hardware, or glazing materials, and assumes no responsibility therefor.

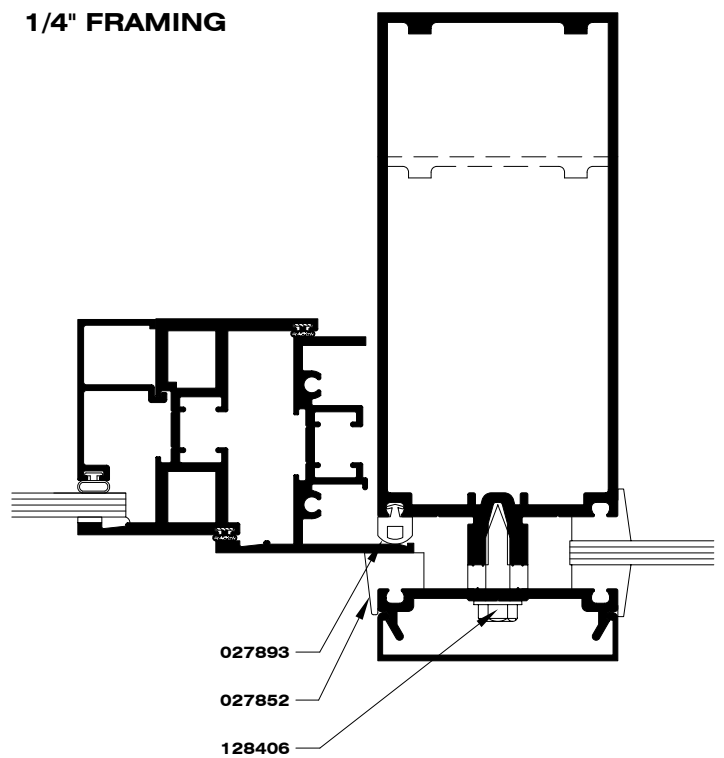
Kawneer reserves the right to change configuration without prior notice when deemed necessary for product improvement.
© Kawneer Company, Inc. 2006

WINDOW APPLICATION

1" FRAMING



1/4" FRAMING



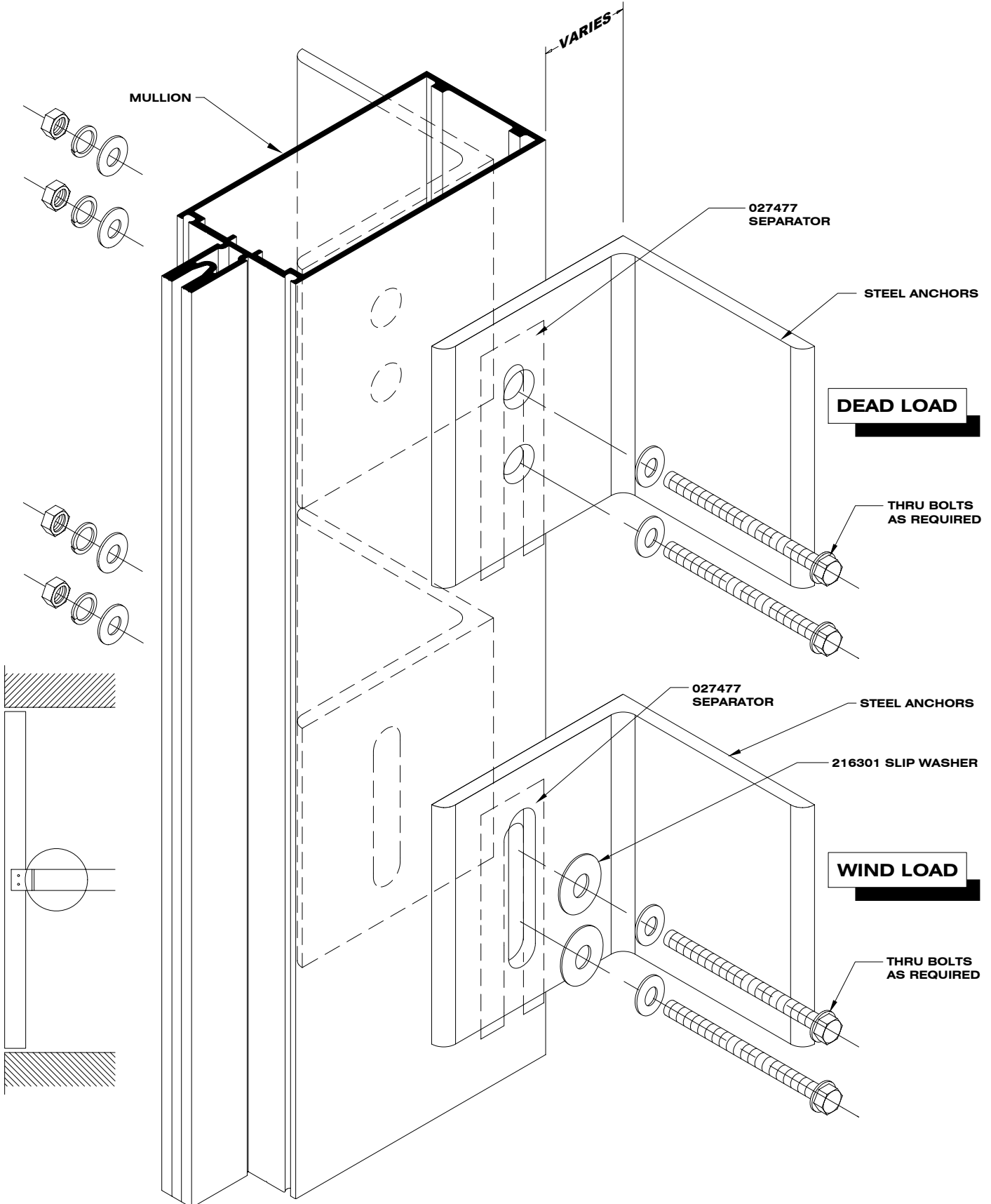
Laws and building and safety codes governing the design and use of glazed entrance, window, and curtain wall products vary widely. Kawneer does not control the selection of product configurations, operating hardware, or glazing materials, and assumes no responsibility therefor.

Kawneer reserves the right to change configuration without prior notice when deemed necessary for product improvement.

© Kawneer Company, Inc. 2006

STANDARD INTERMEDIATE DEAD LOAD AND WIND LOAD MID-ANCHOR DETAILS

For Alternate Detail Condition Consult Factory.



Laws and building and safety codes governing the design and use of glazed entrance, window, and curtain wall products vary widely. Kawneer does not control the selection of product configurations, operating hardware, or glazing materials, and assumes no responsibility therefor.

Kawneer reserves the right to change configuration without prior notice when deemed necessary for product improvement.
© Kawneer Company, Inc. 2006

INTERMEDIATES W/ FIBERGLASS PRESSURE PLATE

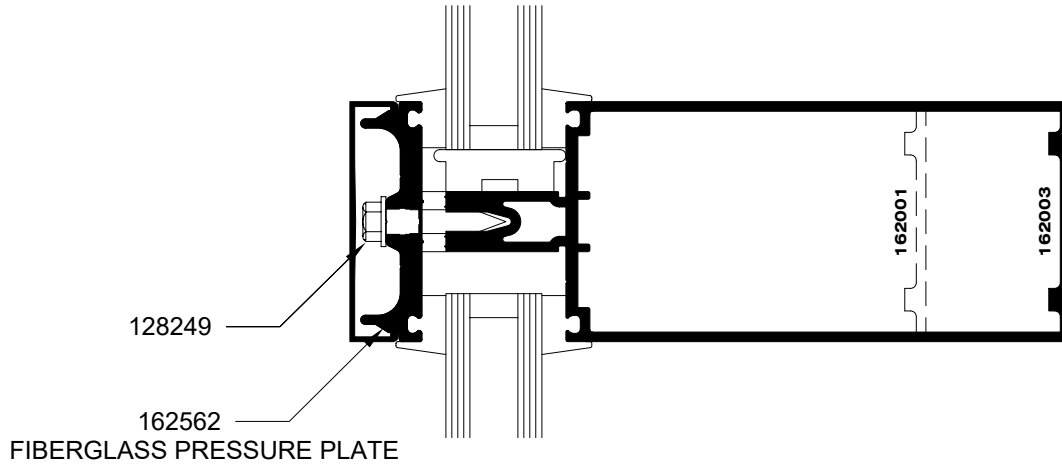
Note:

Requires Intermediate Shear Blocks:

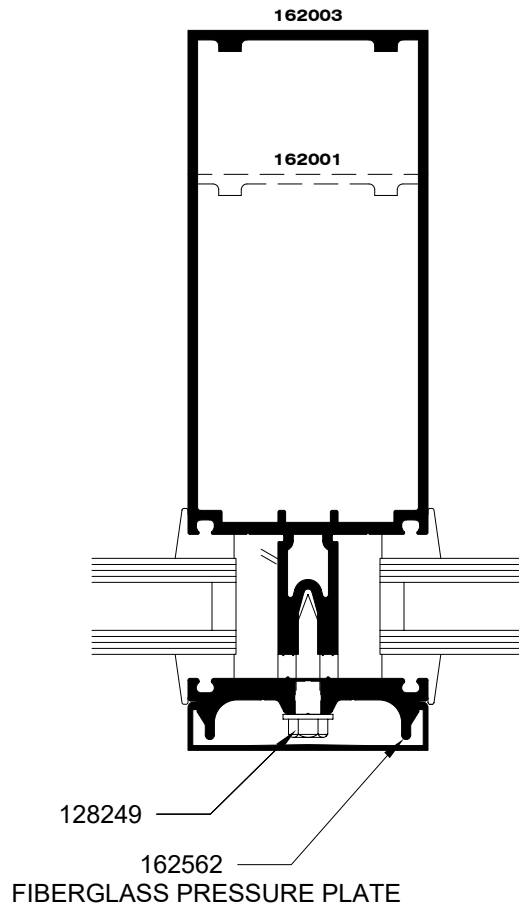
162377 6" System

162378 7-1/2" System

Typical Joint Plugs



NOTE: 162562 REQUIRES 128249 - 1/4 X 1-1/4" HWHTF AB SCREWS FOR PRESSURE PLATE ATTACHMENT



Laws and building and safety codes governing the design and use of glazed entrance, window, and curtain wall products vary widely. Kawneer does not control the selection of product configurations, operating hardware, or glazing materials, and assumes no responsibility therefor.

Kawneer reserves the right to change configuration without prior notice when deemed necessary for product improvement.
© Kawneer Company, Inc. 2006



**KAWNEER COMPANY, INC.
TECHNOLOGY PARK/ATLANTA
555 GUTHRIDGE COURT
NORCROSS, GEORGIA 30092**