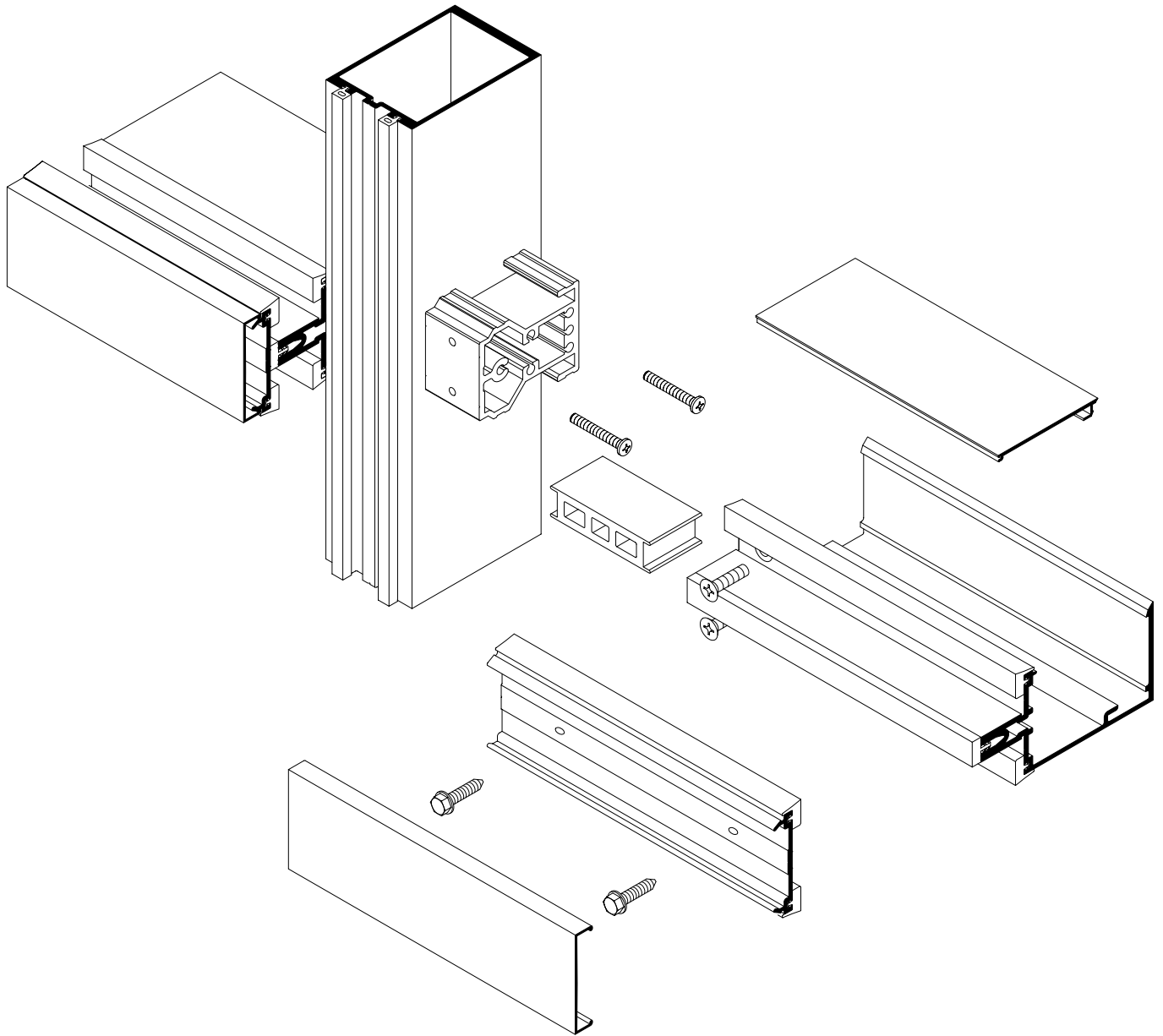


6" & 7-1/2" SYSTEM



ESTIMATING/TAKE-OFF AND ORDERING GUIDE

Laws and building and safety codes governing the design and use of Kawneer products, such as glazed entrance, window, and curtain wall products, vary widely. Kawneer does not control the selection of product configurations, operating hardware, or glazing materials, and assumes no responsibility therefor.

Kawneer reserves the right to change configuration without prior notice when deemed necessary for product improvement.

© 2006, Kawneer Company, Inc.


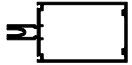






	PAGE
PART IDENTIFICATION	3, 4
MATERIAL TAKE-OFF GUIDE	5
PERIMETER DETAILS	6, 7
INTERMEDIATES	8
ANCHOR CHARTS	9, 10
90° INSIDE CORNER	11
90° OUTSIDE CORNERS	12
ENTRANCE DETAILS	13, 14
GLASSVENT™ WINDOWS FOR CURTAIN WALL	15
MID ANCHOR DETAIL	16
INTERMEDIATES W/ FIBERGLASS PRESSURE PLATE	17

Consult the KawneerDirect website for the latest updates to the estimating/
take-off and ordering guides before beginning work on your project.




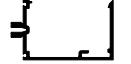


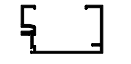

Laws and building and safety codes governing the design and use of Kawneer products, such as glazed entrance, window, and curtain wall products, vary widely. Kawneer does not control the selection of product configurations, operating hardware, or glazing materials, and assumes no responsibility therefor.

Kawneer reserves the right to change configuration without prior notice when deemed necessary for product improvement.
© 2006, Kawneer Company, Inc.





1" FRAMING

Extrusion #	Profile	Description
162003		5-1/4" Lightweight
162001		3-3/4" Lightweight
162091		5-1/4"
162090		3-3/4"
162095		5-1/4"
162094		3-3/4"
162203		3-3/4"
162204		5-1/4"





1/4" FRAMING

Extrusion #	Profile	Description
162015		5-1/4" Lightweight
162013		3-3/4" Lightweight
162093		5-1/4"
162092		3-3/4"
162097		5-1/4"
162096		3-3/4"
162205		3-3/4"
162206		5-1/4"

S.S.G. VERTICAL MULLION

Extrusion #	Profile	Description
162027		5-1/4" Lightweight
162028		5-1/4" Heavyweight
162025		3-1/4" Lightweight
162026		3-1/4" Heavyweight

GLAZING ADAPTERS

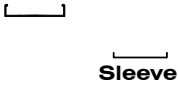




Extrusion #	Profile	Description
162029		1" to 1/4" For Vertical
162019		1" to 1/4" For Vertical
162030		1" Vertical Tongue
162031		1/4" Vertical Tongue

Laws and building and safety codes governing the design and use of Kawneer products, such as glazed entrance, window, and curtain wall products, vary widely. Kawneer does not control the selection of product configurations, operating hardware, or glazing materials, and assumes no responsibility therefor.



Kawneer reserves the right to change configuration without prior notice when deemed necessary for product improvement.

© 2006, Kawneer Company, Inc.





SNAP-ON COVERS

Extrusion #	Profile	Description
162006 162313 Sleeve		3/4" Standard Cover Sleeve
162073 162356 Sleeve		1-1/4" Optional Cover Sleeve
162074 162357 Sleeve		2-1/2" Optional Cover Sleeve
162239 162530 Sleeve		3" Optional Cover Sleeve
162041		Flush Door Adapter Cover







OPEN BACK FILLERS

Extrusion #	Profile	Description
162021		Open Back Filler 5-1/4" & 6" System
162020		Open Back Filler 6-3/4" & 7-1/2" System



PERIMETERS

Extrusion #	Profile	Description
162017		1" "F" Perimeter
162176		1/4" "F" Perimeter
163023		Jamb Channel 5-1/4" & 6" System Perimeter (A)
163024		Jamb Channel 6-3/4" & 7-1/2" System Perimeter (A)

PRESSURE PLATE

Extrusion #	Profile	Description
162335		Standard dry glazed pressure plate. Pre-punched for pressure plate fasteners.
162336		Flush Double Acting Door Adapter pressure plate. For use with 162041 cover. See Entrance Details in this Take-Off Guide.
162552		Flush Single Acting Door Adapter pressure plate. For use with 162041 cover. See Entrance Details in this Take-Off Guide.
162358		Optional dry glazed pressure plate. For use with 162074 (2-1/2") deep cover. Pre-punched for pressure plate fasteners.
162505		1" System
162506		1/4" System

Splice Sleeves

Part #	Profile	Description
162306		3-3/4" Mullion Sleeve
162307		5-1/4" Mullion Sleeve

PRE-PUNCHED SHEAR BLOCKS

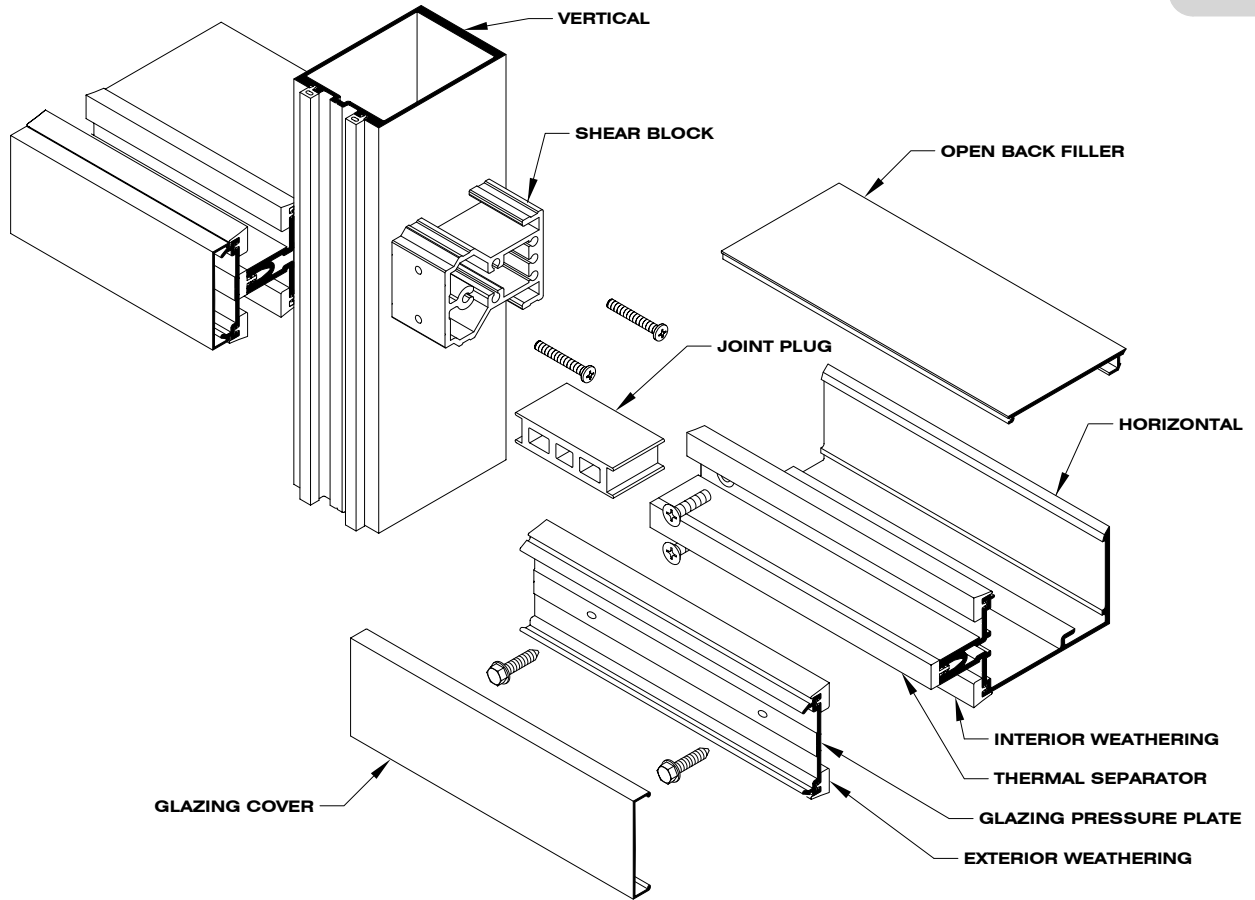
Part #	Description
162377 Intermed. Horiz.	5-1/4" & 6" System
162378 Intermed. Horiz.	6-3/4" & 7-1/2" System
162331 Head / Sill	5-1/4" & 6" System Perimeter (B) (C)
162332 Head / Sill	6-3/4" & 7-1/2" System Perimeter (B) (C)
162384 Head / Sill	5-1/4" & 6" System Perimeter (A)
162385 Head / Sill	6-3/4" & 7-1/2" System Perimeter (A)

SHEAR BLOCK FASTENERS

Horizontal (2 per shear block)	Vertical (2 per shear block)
128405	128394 Typical

Laws and building and safety codes governing the design and use of Kawneer products, such as glazed entrance, window, and curtain wall products, vary widely. Kawneer does not control the selection of product configurations, operating hardware, or glazing materials, and assumes no responsibility therefor.

Kawneer reserves the right to change configuration without prior notice when deemed necessary for product improvement.
© 2006, Kawneer Company, Inc.



DESCRIPTION

PART NUMBER

TAKE-OFF GUIDE

Vertical (24'-0" S/L)	Make Proper Selection	Stock Lengths Required
Horizontal (24'-0" S/L)	Make Proper Selection	Stock Lengths Required
Open Back Filler (24'-0" S/L)	Make Proper Selection	Stock Lengths Required
Cover (24'-0" S/L)	Make Proper Selection	Stock Lengths Required
Glazing Pressure Plate (24'-0" S/L)	162335	Stock Lengths Required
Thermal Separator	162310	Pr. Pl. Vert./Horiz. Footage
Interior / Exterior Weathering	027850	4 x Pr. Pl. Vert./Horiz. Footage
Vertical Silicone Spacer - Typical	027475	2 x SSG Vertical Footage
Vertical Silicone Spacer (See Details)	027648	2 x SSG Vertical Footage
Pressure Plate Fastener	128406	1.8 x Thermal Separator
Setting Block (1/4" Framing)	027854	2 Per D.L.O.
Setting Block (1" Framing)	027853	2 Per D.L.O.
Shear Block	See Shear Block Chart	2 Per Horizontal
Shear Block to Vertical Fastener	128394	2 Per Shear Block
Shear Block to Horizontal Fastener	128405	2 Per Shear Block
Joint Plug (1/4" Framing) (Typical)	162322	For Pr. Pl. Vert. (2 Per Horiz.)
Joint Plug (1" Framing) (Typical)	162321	For Pr. Pl. Vert. (2 Per Horiz.)
Joint Plug (1/4" Framing) (Typical)	162325	1 Per Horizontal SSG Vert.
Joint Plug (1" Framing) (Typical)	162324	1 Per Horizontal SSG Vert.
Perimeter "A" Joint Plug (1/4" Framing)	162514	For Pr. Pl. Vert. (2 Per Horiz.)
Perimeter "A" Joint Plug (1" Framing)	162512	For Pressure Plate Verticals
Perimeter "A" Joint Plug (1" Framing)	162513	For SSG Verticals (1 Per Horiz.)
Perimeter "A" Joint Plug (1/4" Framing)	162515	For SSG Verticals (1 Per Horiz.)
Perimeter "C" Vertical End Caps 1"	162388	2 Per Vertical
Perimeter "C" Vertical End Caps 1/4"	162389	2 Per Vertical

Note: For other applications and accessories, reference shop drawings, installation instructions and Kawneer's website at www.kawneer.com.

(A) EXTERIOR FRAME PERIMETER

Note:

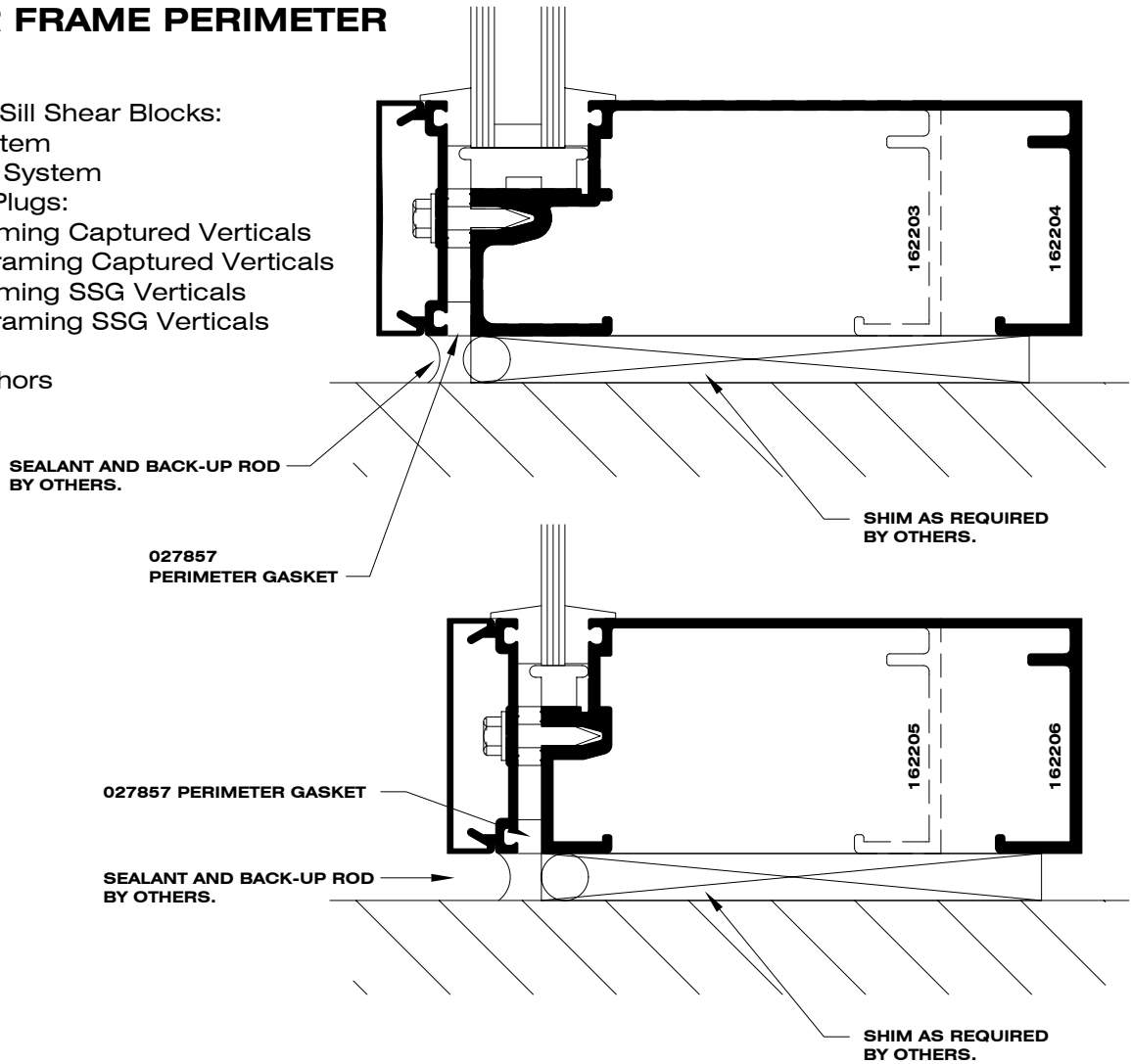
Requires Head / Sill Shear Blocks:

- 162384 6" System
- 162385 7-1/2" System

Head / Sill Joint Plugs:

- 162512 1" Framing Captured Verticals
- 162514 1/4" Framing Captured Verticals
- 162513 1" Framing SSG Verticals
- 162515 1/4" Framing SSG Verticals

Use "F" & "T" Anchors



(B) "F" PERIMETER

Note:

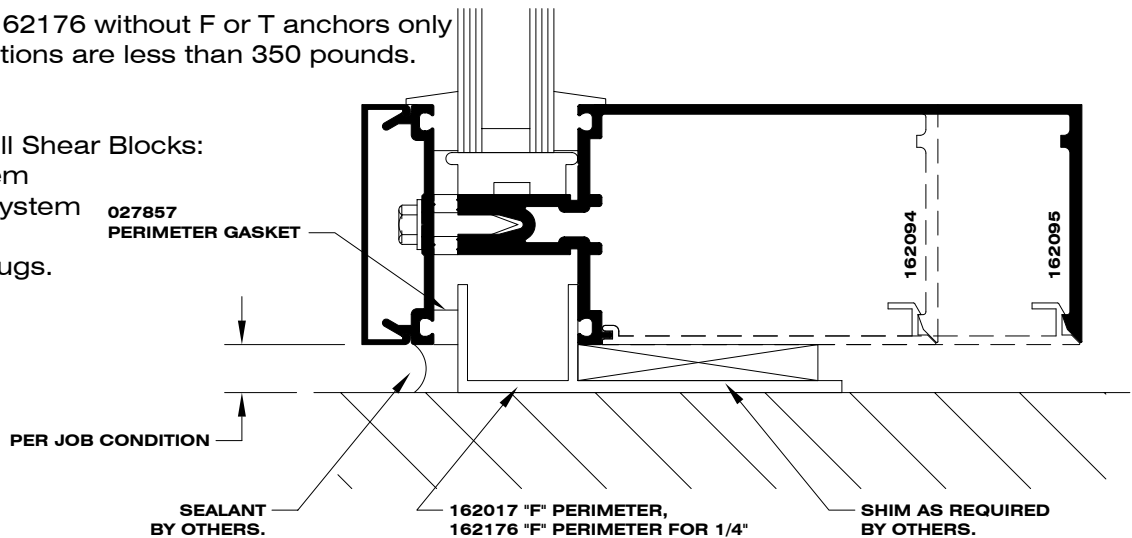
Use a 162017 or 162176 without F or T anchors only if mullion end reactions are less than 350 pounds.

Note:

Requires Head / Sill Shear Blocks:

- 162331 6" System
- 162332 7-1/2" System

Use typical joint plugs.



Laws and building and safety codes governing the design and use of Kawneer products, such as glazed entrance, window, and curtain wall products, vary widely. Kawneer does not control the selection of product configurations, operating hardware, or glazing materials, and assumes no responsibility therefor.

Kawneer reserves the right to change configuration without prior notice when deemed necessary for product improvement.
© 2006, Kawneer Company, Inc.

© PERIMETER PRESSURE PLATES

Note:

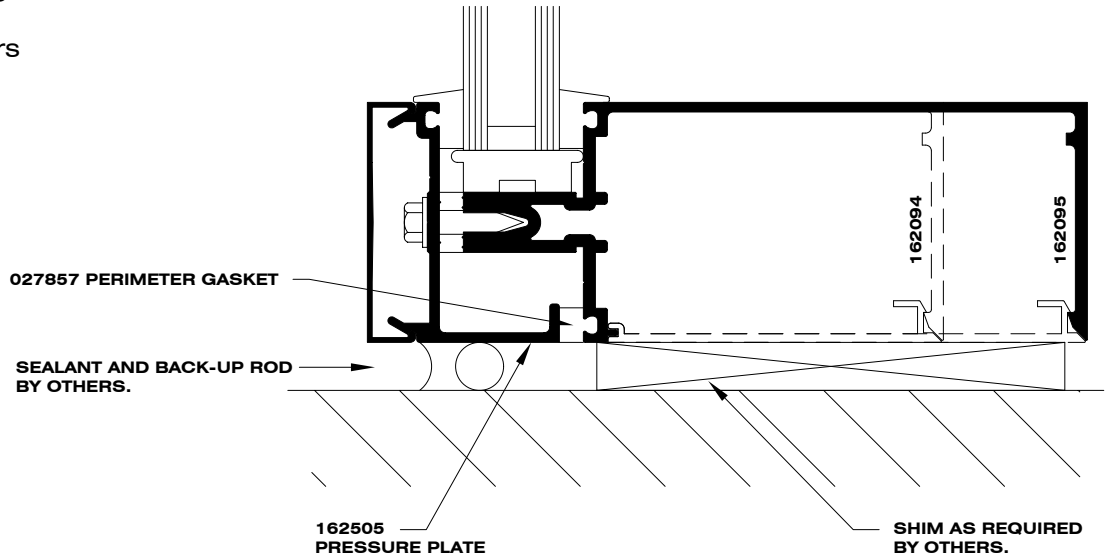
Requires Head / Sill Shear Blocks:

162331 6" System

162332 7-1/2" System

Typical Joint Plugs

Use "F" & "T" Anchors

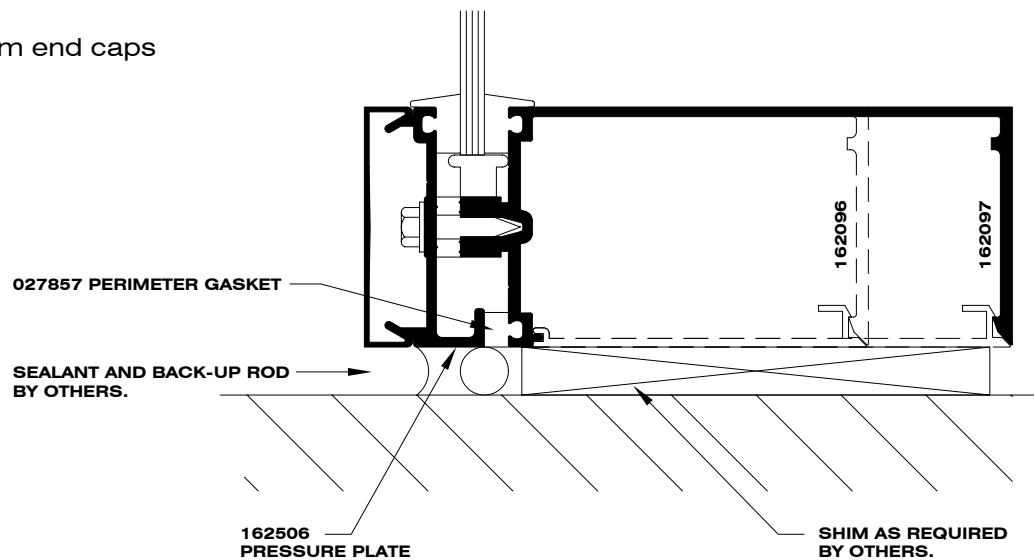


Note:

Uses vertical top & bottom end caps

162388 (1")

162389 (1/4")



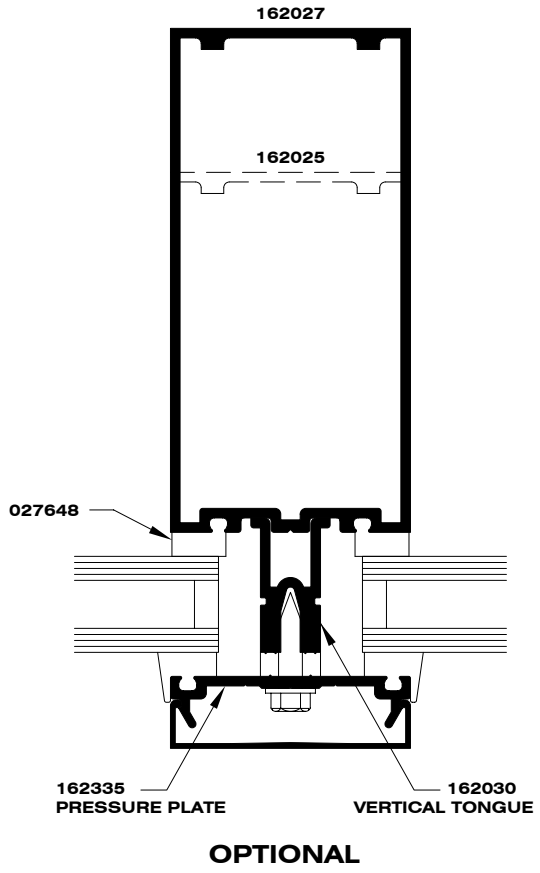
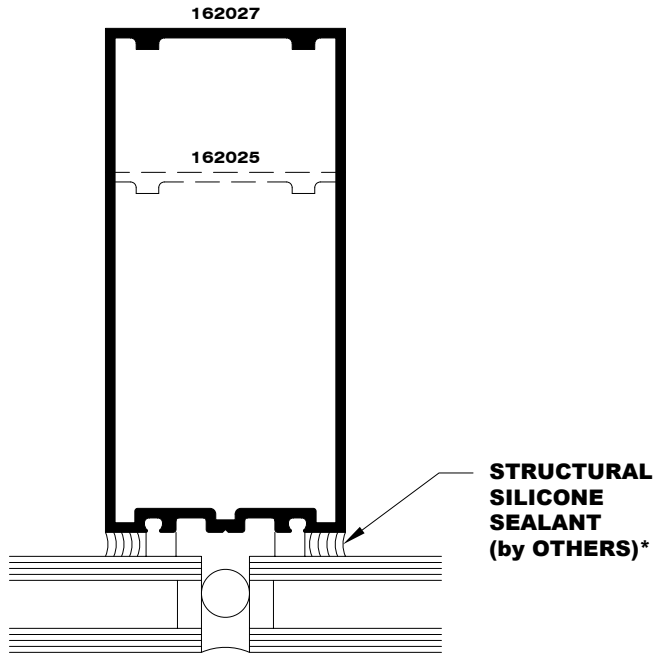
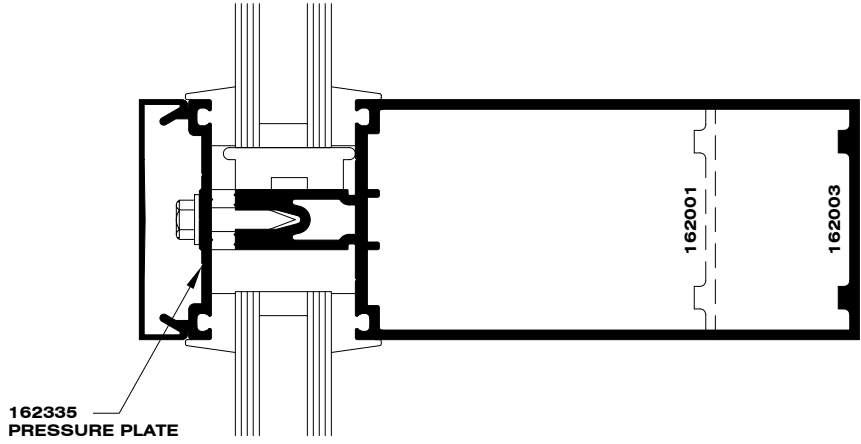
Laws and building and safety codes governing the design and use of Kawneer products, such as glazed entrance, window, and curtain wall products, vary widely. Kawneer does not control the selection of product configurations, operating hardware, or glazing materials, and assumes no responsibility therefor.

Kawneer reserves the right to change configuration without prior notice when deemed necessary for product improvement.
© 2006, Kawneer Company, Inc.

INTERMEDIATES

Note:

Requires Intermediate Shear Blocks:
 162377 6" System
 162378 7-1/2" System
 Typical Joint Plugs



*Installer Note: Installer is responsible for all required compatibility review and approvals with the Structural Silicone Manufacturer and the Insulating Glass Unit Manufacturers.

Laws and building and safety codes governing the design and use of Kawneer products, such as glazed entrance, window, and curtain wall products, vary widely. Kawneer does not control the selection of product configurations, operating hardware, or glazing materials, and assumes no responsibility therefor.

Kawneer reserves the right to change configuration without prior notice when deemed necessary for product improvement.
 © 2006, Kawneer Company, Inc.

"F" AND "T" ANCHOR CHARTS

Note:

T- anchors must be used if mullion end reactions exceed 350 pounds. If mullion end-reactions are less than 350 pounds, then perimeter anchoring may be used. (See page 4).

$$\text{End Reactions} = \frac{\text{Module (ft.)} \times \text{Length (ft.)} \times \text{Windload (PSF)}}{2}$$

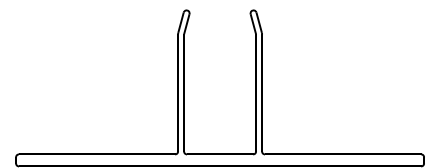
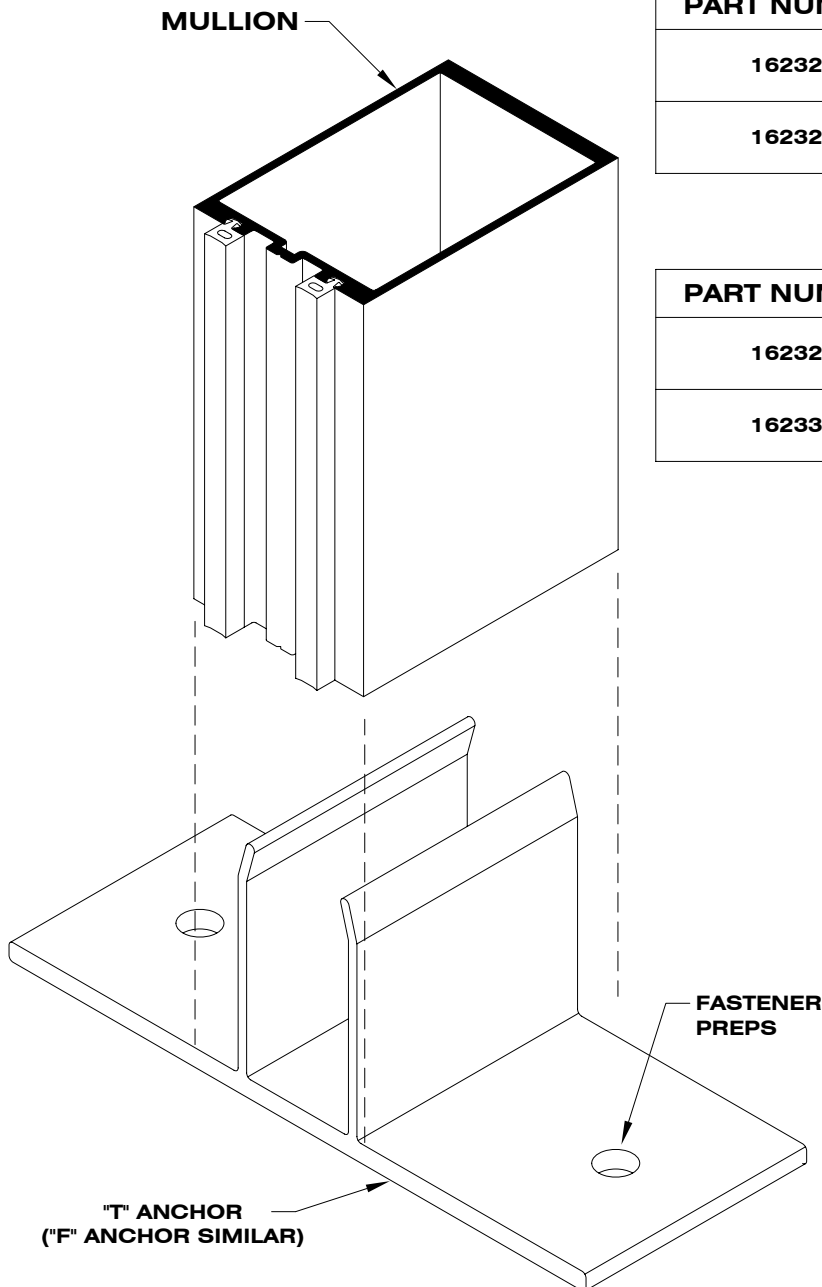
(Pounds)

F - Anchor Chart


PART NUMBER	To be used with	System
162327	162025, 162026	5-1/4" & 6"
162329	162027, 162028	6-3/4" & 7-1/2"

T - Anchor Chart

PART NUMBER	To be used with	System
162328	162025, 162026	5-1/4" & 6"
162330	162027, 162028	6-3/4" & 7-1/2"



"T" Anchor



"F" Anchor

Laws and building and safety codes governing the design and use of Kawneer products, such as glazed entrance, window, and curtain wall products, vary widely. Kawneer does not control the selection of product configurations, operating hardware, or glazing materials, and assumes no responsibility therefor.

Kawneer reserves the right to change configuration without prior notice when deemed necessary for product improvement.

© 2006, Kawneer Company, Inc.

"T" ANCHOR CHARTS

Note:

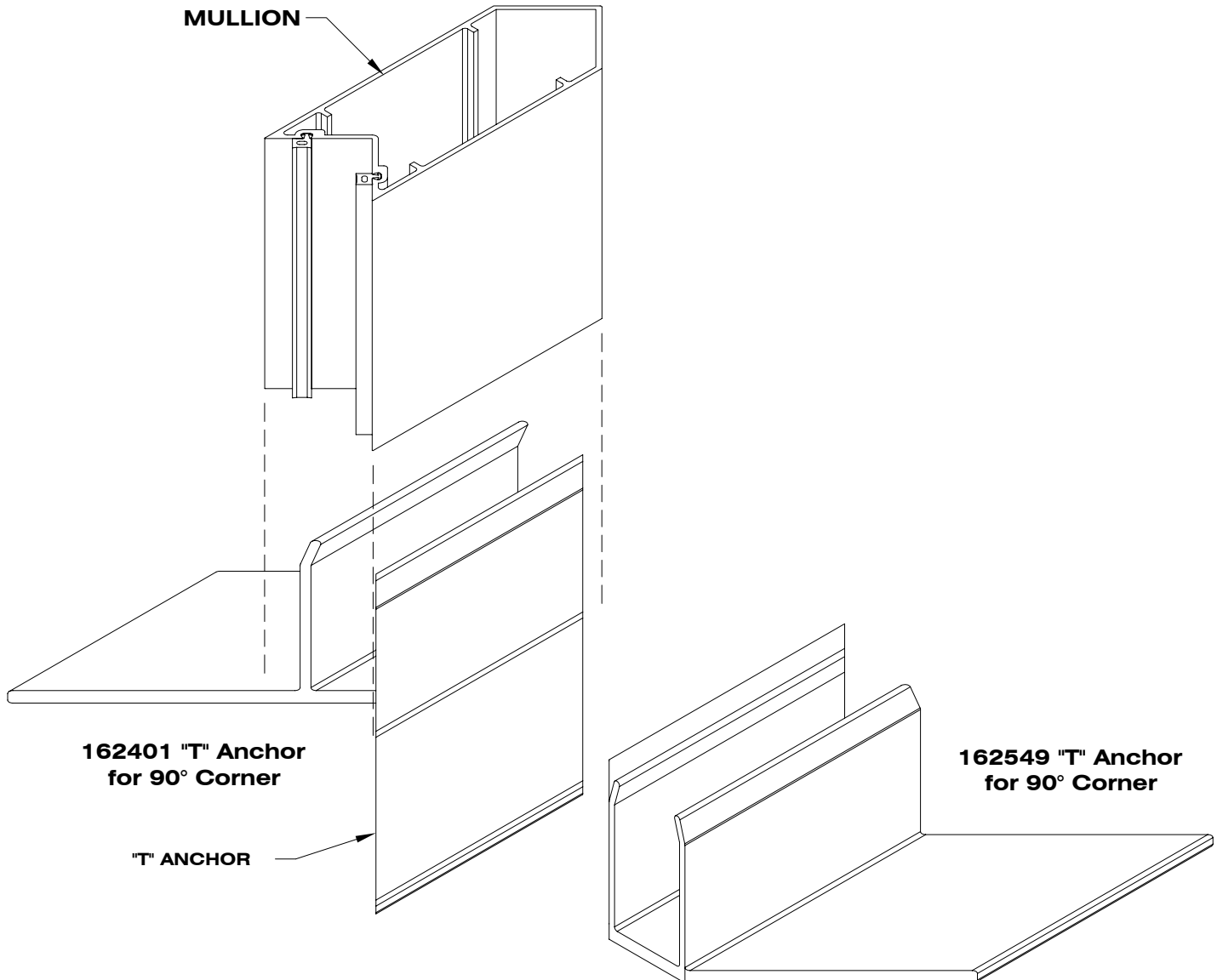
T- anchors must be used if mullion end reactions exceed 350 pounds. If mullion end-reactions are less than 350 pounds, then perimeter anchoring may be used. (See page 4).

$$\text{End Reactions} = \frac{\text{Module (ft.)} \times \text{Length (ft.)} \times \text{Windload (PSF)}}{2}$$

(Pounds)

T - Anchor Chart

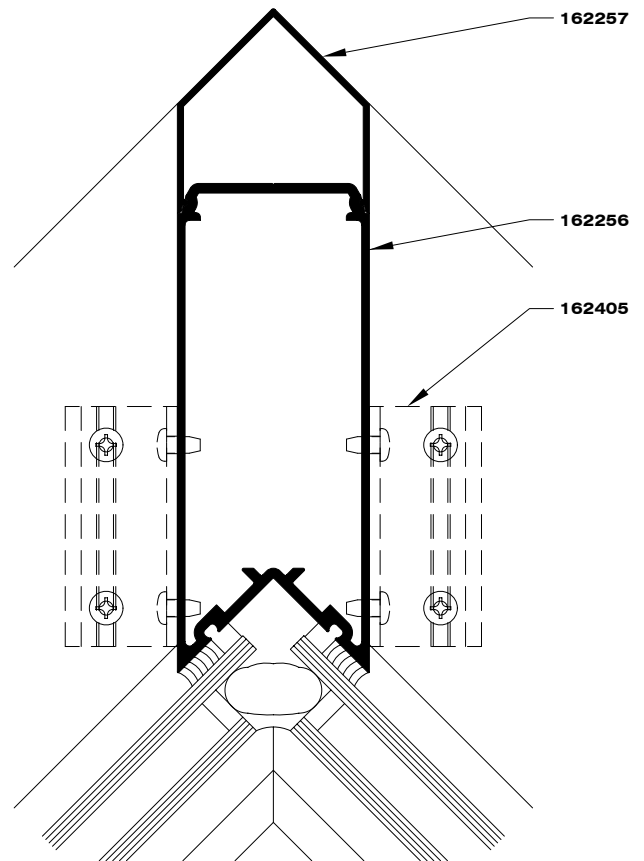
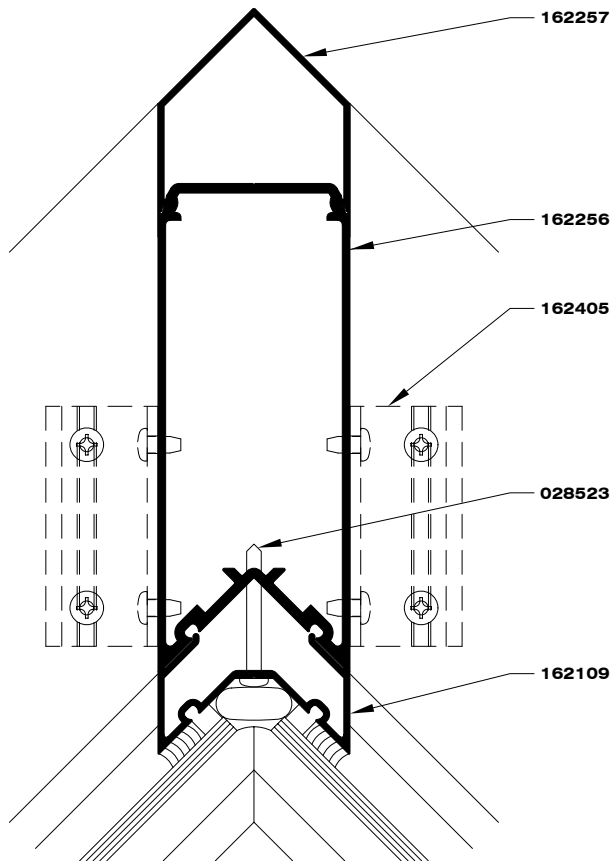
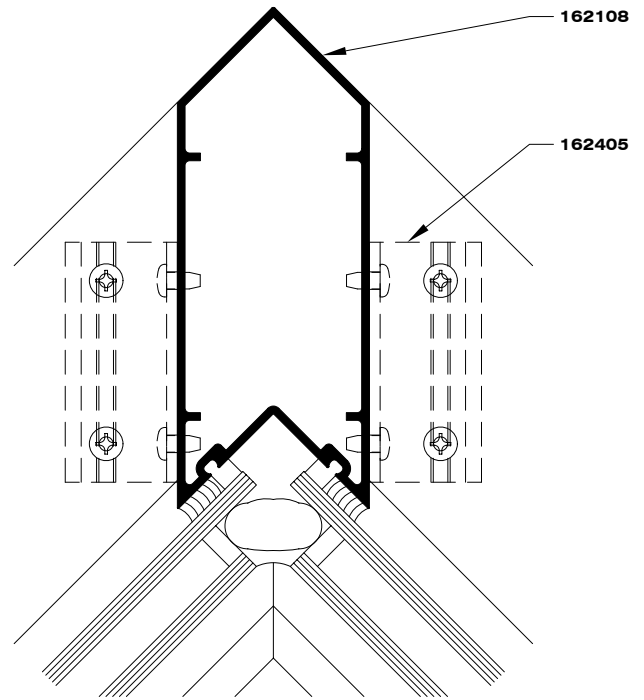
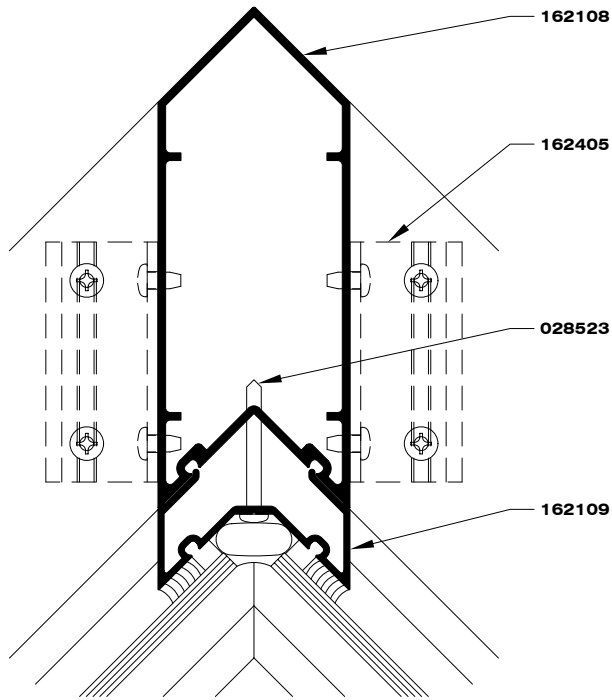
PART NUMBER	To be used with	System
162401	162108, 162101	5"
162549	162256, 162254	6"



Laws and building and safety codes governing the design and use of Kawneer products, such as glazed entrance, window, and curtain wall products, vary widely. Kawneer does not control the selection of product configurations, operating hardware, or glazing materials, and assumes no responsibility therefor.

Kawneer reserves the right to change configuration without prior notice when deemed necessary for product improvement.
© 2006, Kawneer Company, Inc.

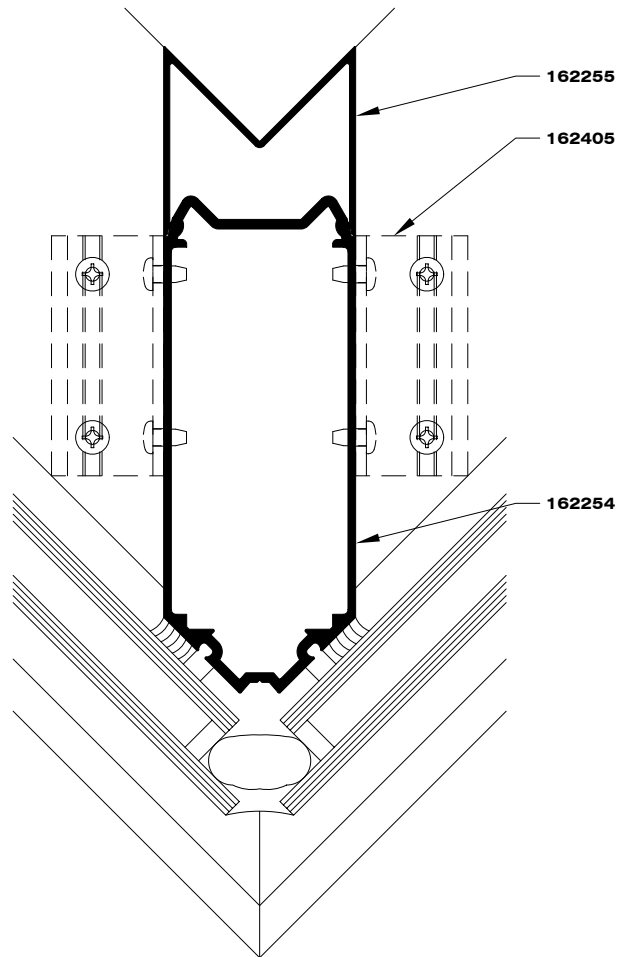
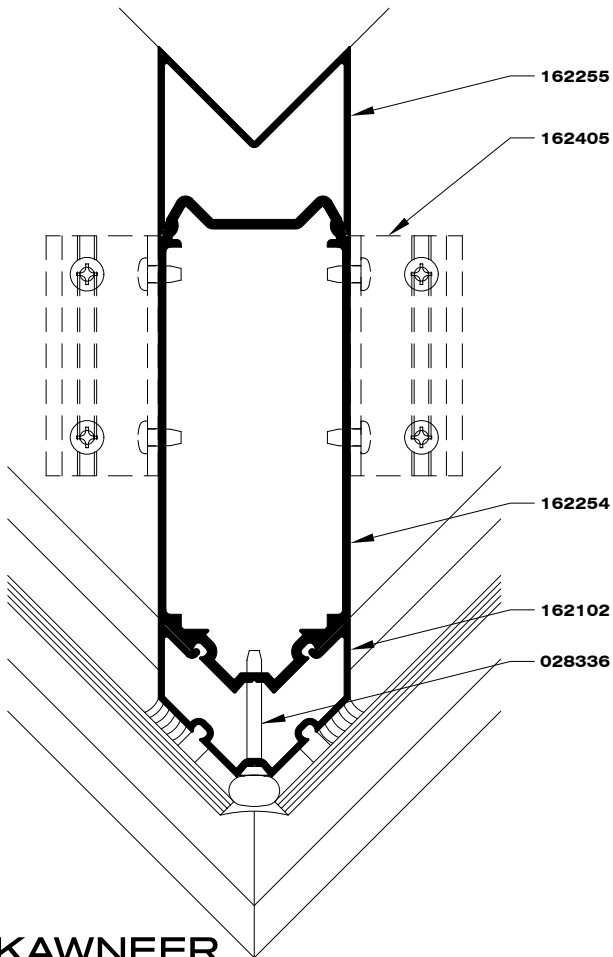
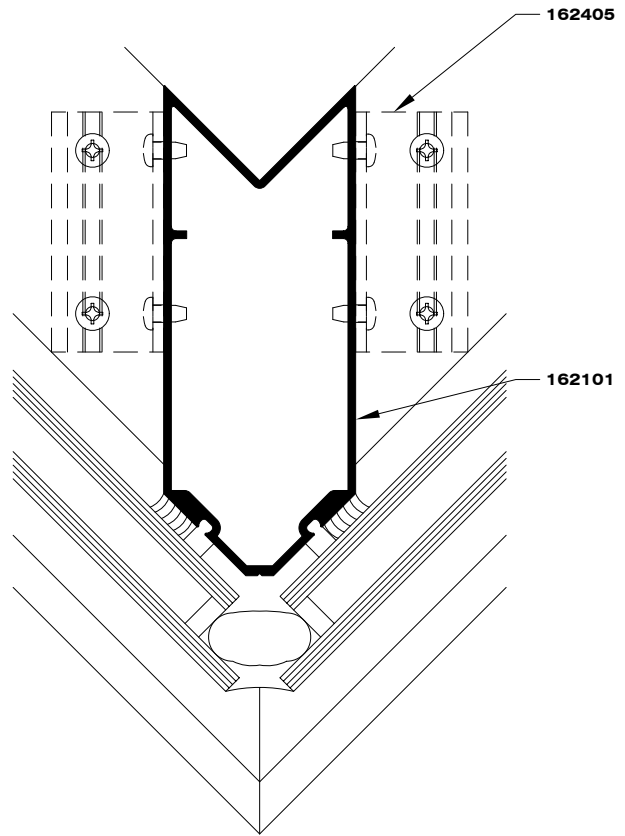
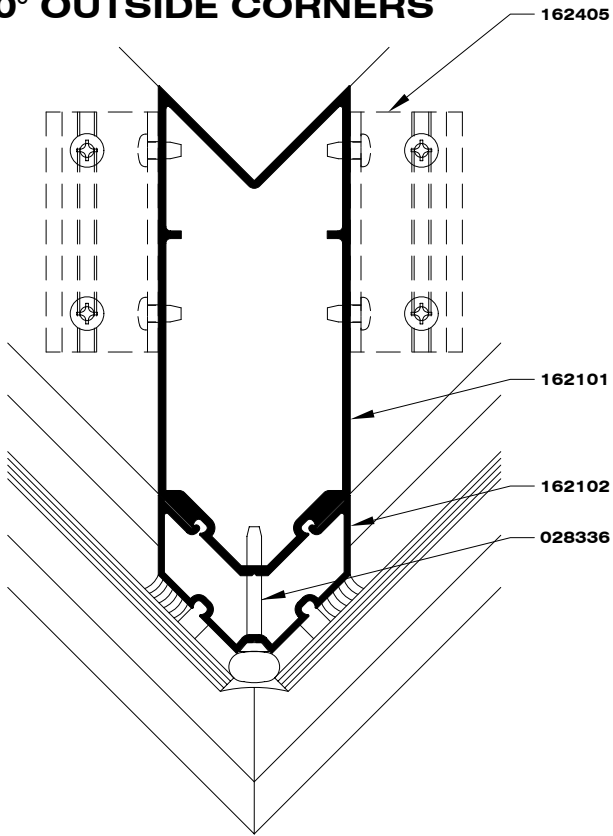
90° INSIDE CORNERS



Laws and building and safety codes governing the design and use of Kawneer products, such as glazed entrance, window, and curtain wall products, vary widely. Kawneer does not control the selection of product configurations, operating hardware, or glazing materials, and assumes no responsibility therefor.

Kawneer reserves the right to change configuration without prior notice when deemed necessary for product improvement.
© 2006, Kawneer Company, Inc.

90° OUTSIDE CORNERS

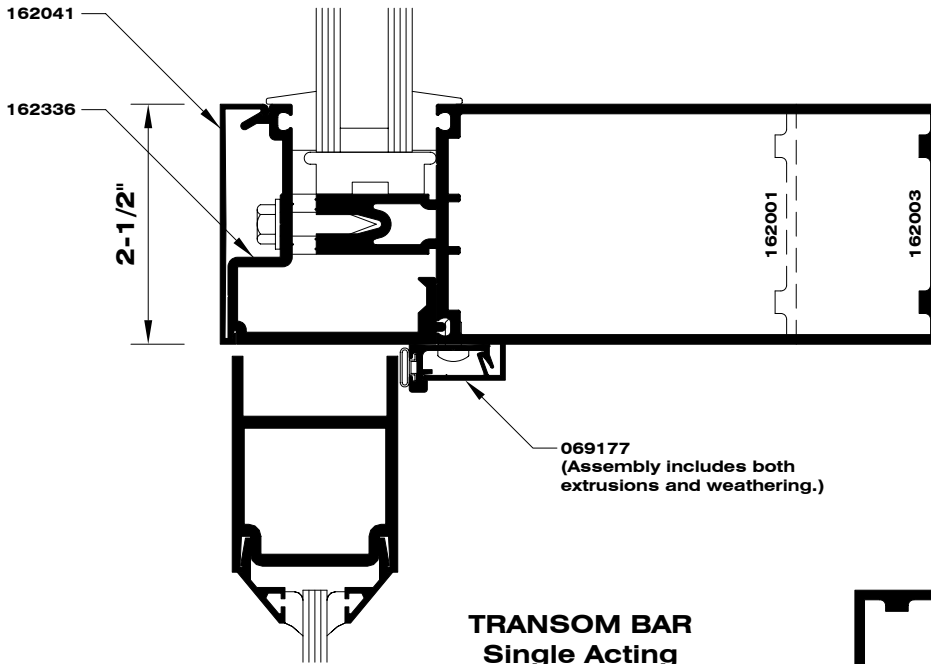


Laws and building and safety codes governing the design and use of Kawneer products, such as glazed entrance, window, and curtain wall products, vary widely. Kawneer does not control the selection of product configurations, operating hardware, or glazing materials, and assumes no responsibility therefor.

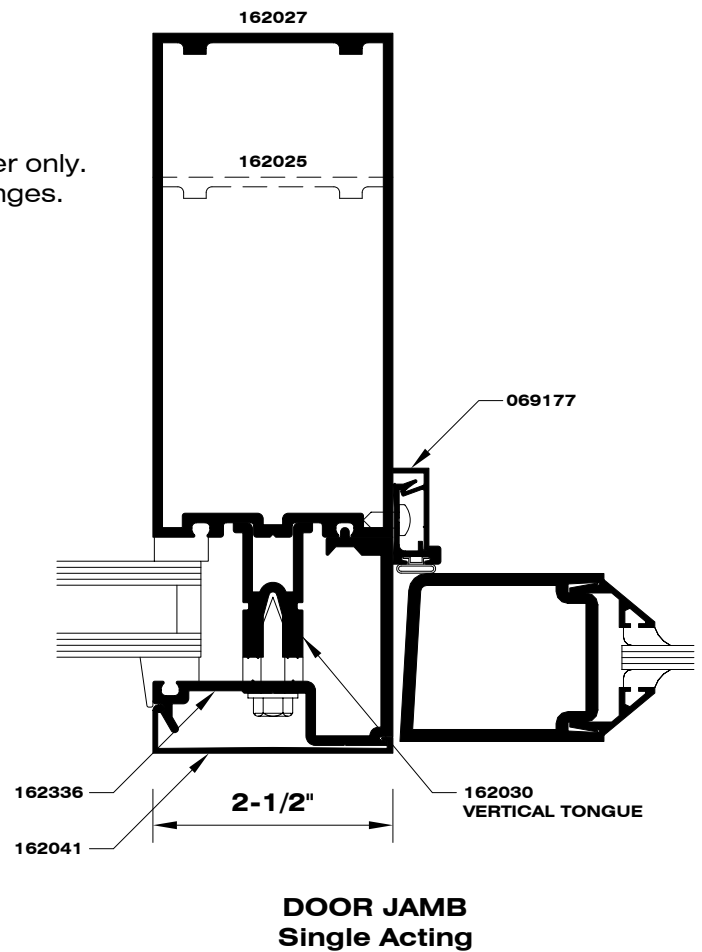
Kawneer reserves the right to change configuration without prior notice when deemed necessary for product improvement.
© 2006, Kawneer Company, Inc.

ENTRANCE DETAILS

Entrance Adapters - 1" Framing



- Surface mounted closer only.
- Offset pivots or butt hinges.

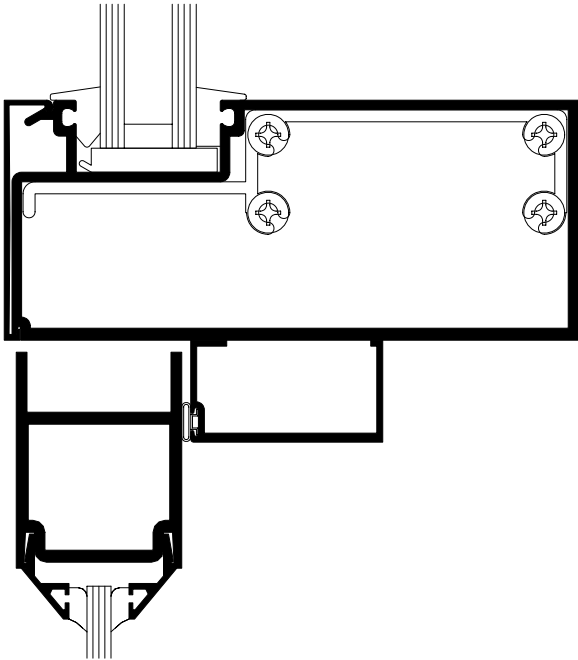


Laws and building and safety codes governing the design and use of Kawneer products, such as glazed entrance, window, and curtain wall products, vary widely. Kawneer does not control the selection of product configurations, operating hardware, or glazing materials, and assumes no responsibility therefor.

Kawneer reserves the right to change configuration without prior notice when deemed necessary for product improvement.
© 2006, Kawneer Company, Inc.

ENTRANCE SUB-FRAME - 1" AND 1/4" FRAMING

1" System Shown, 1/4" System Similar



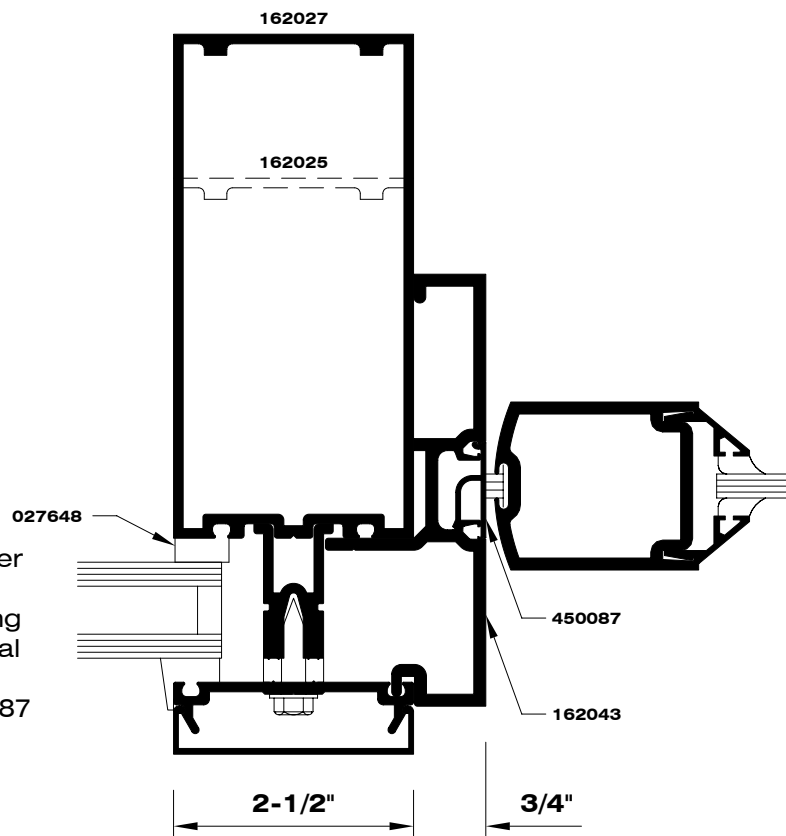
TRANSOM BAR

- Use with butts, O.S. pivots, or center hung hinges.
- Use with concealed or surface mounted closer.

DOOR JAMB

NOTES:

- Mullion & cover extrusion numbers per job requirements.
- Details may vary according to hanging and closer combinations used. Typical details shown.
- Use assembly 450520 in lieu of 450087 if doors are hung offset.

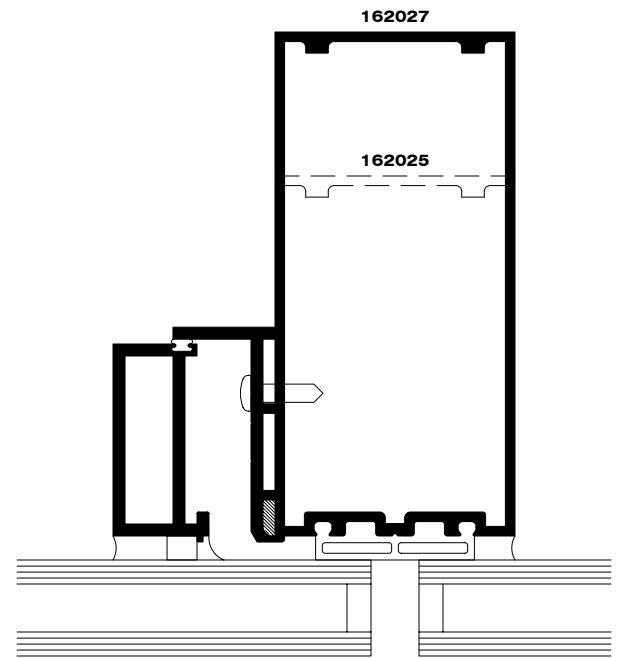
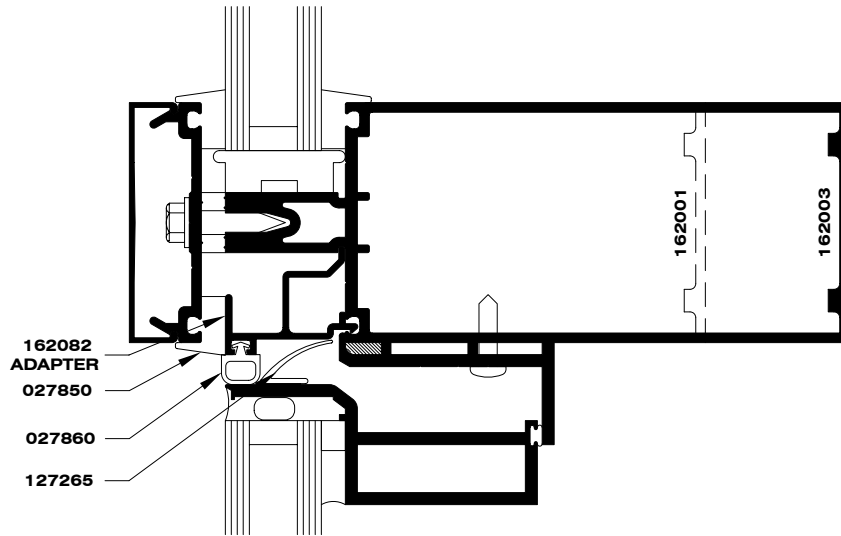


Laws and building and safety codes governing the design and use of Kawneer products, such as glazed entrance, window, and curtain wall products, vary widely. Kawneer does not control the selection of product configurations, operating hardware, or glazing materials, and assumes no responsibility therefor.

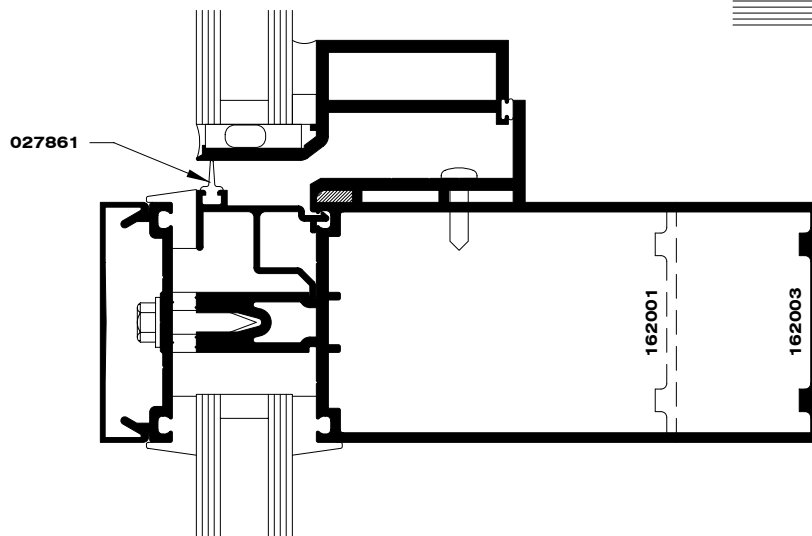
Kawneer reserves the right to change configuration without prior notice when deemed necessary for product improvement.
© 2006, Kawneer Company, Inc.

PROJECT-OUT ONLY

HEAD



SILL



JAMB

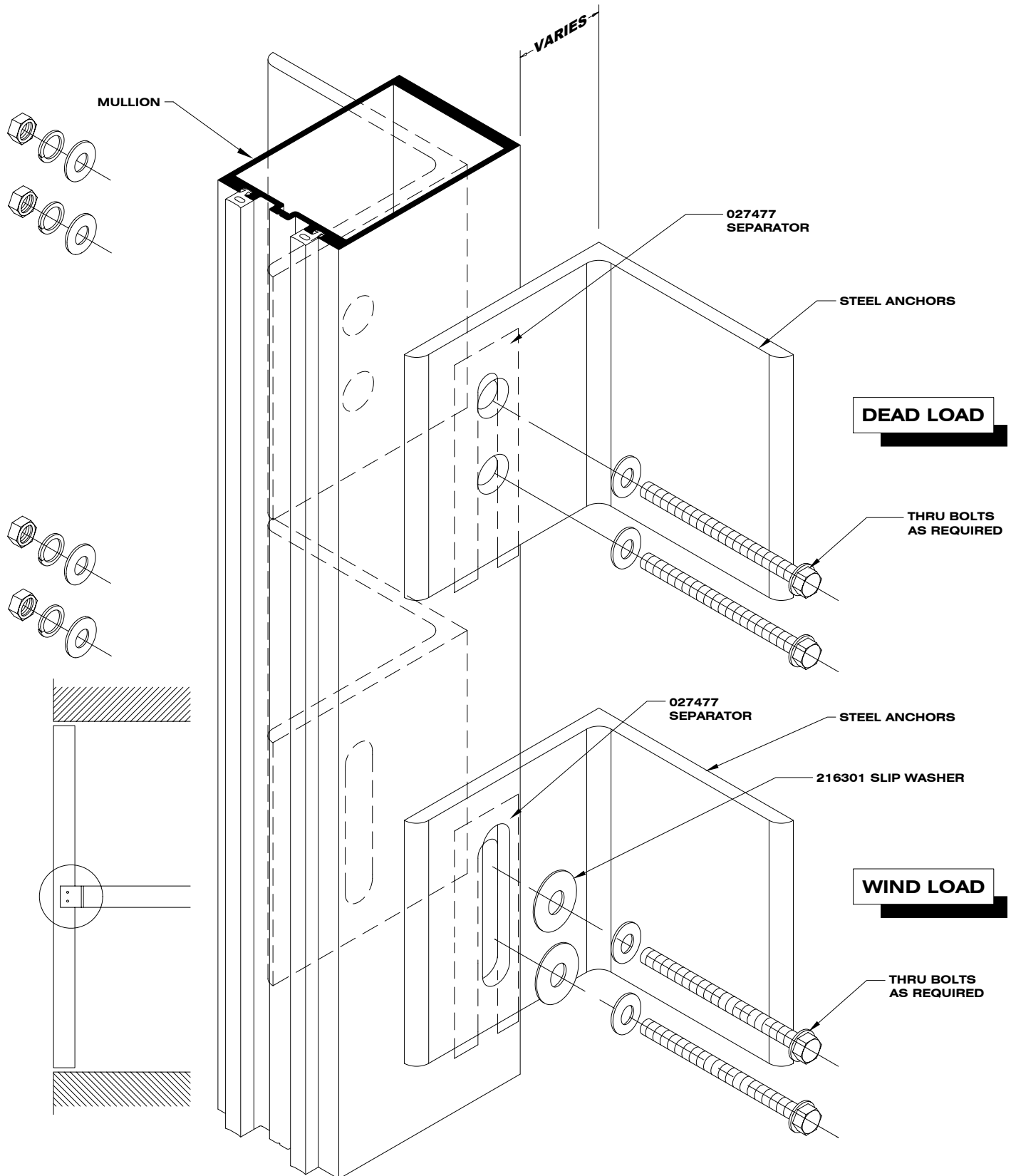
Laws and building and safety codes governing the design and use of Kawneer products, such as glazed entrance, window, and curtain wall products, vary widely. Kawneer does not control the selection of product configurations, operating hardware, or glazing materials, and assumes no responsibility therefor.

Kawneer reserves the right to change configuration without prior notice when deemed necessary for product improvement.

© 2006, Kawneer Company, Inc.

STANDARD INTERMEDIATE DEAD LOAD AND WIND LOAD MID-ANCHOR DETAILS

For Alternate Detail Condition Consult Factory.



Laws and building and safety codes governing the design and use of Kawneer products, such as glazed entrance, window, and curtain wall products, vary widely. Kawneer does not control the selection of product configurations, operating hardware, or glazing materials, and assumes no responsibility therefor.

Kawneer reserves the right to change configuration without prior notice when deemed necessary for product improvement.
© 2006, Kawneer Company, Inc.

INTERMEDIATES W/ FIBERGLASS PRESSURE PLATE

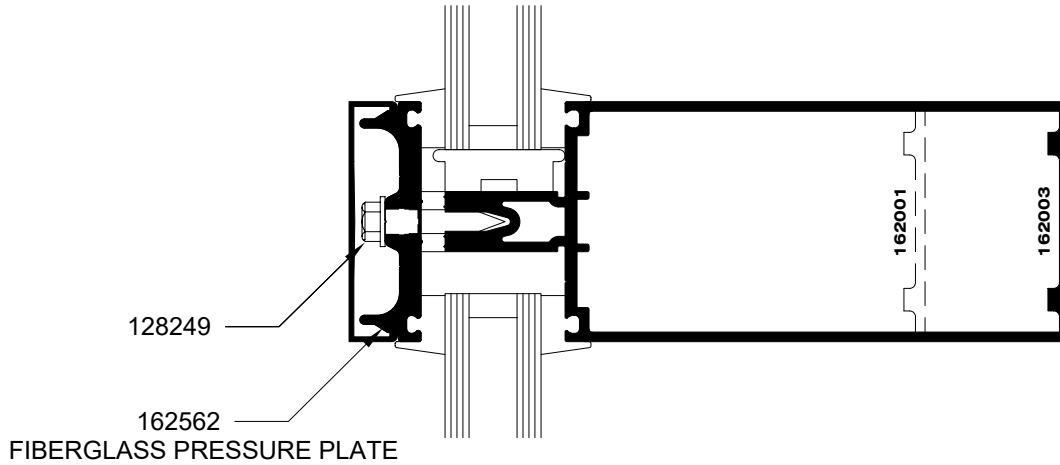
Note:

Requires Intermediate Shear Blocks:

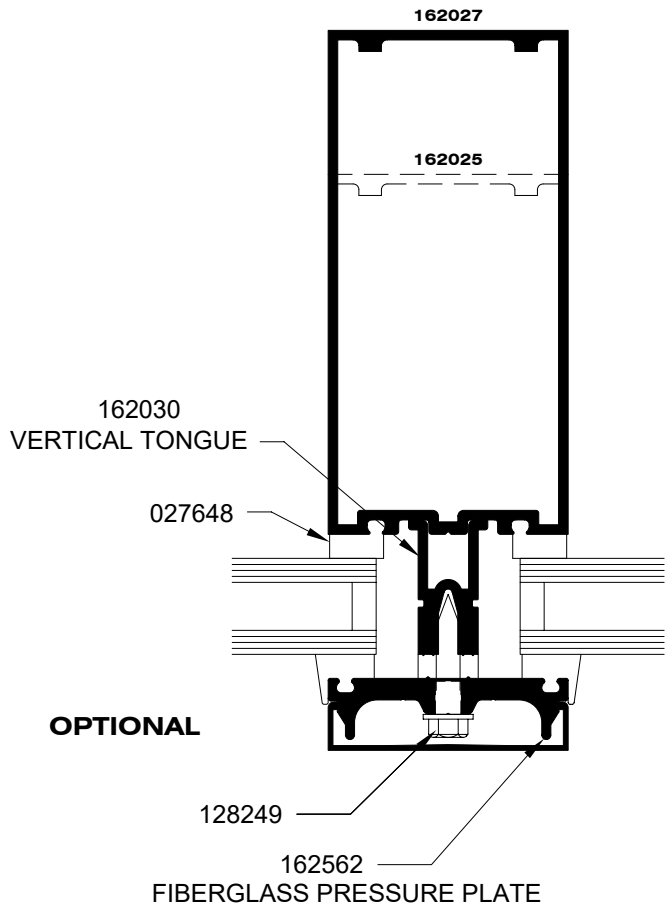
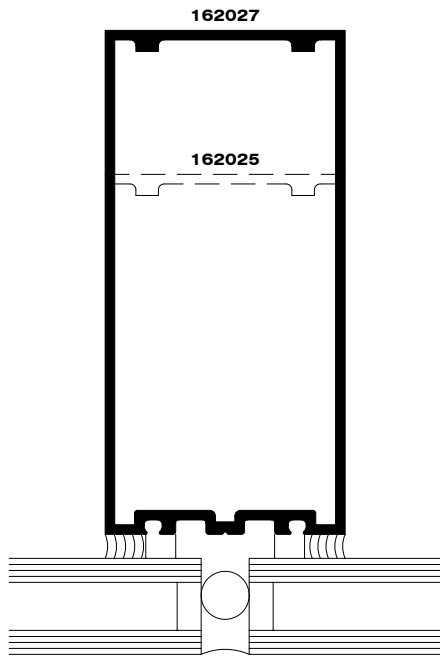
162377 6" System

162378 7-1/2" System

Typical Joint Plugs



NOTE: 162562 REQUIRES 128249 - 1/4 X 1-1/4" HWHTF AB SCREWS FOR PRESSURE PLATE ATTACHMENT



Laws and building and safety codes governing the design and use of Kawneer products, such as glazed entrance, window, and curtain wall products, vary widely. Kawneer does not control the selection of product configurations, operating hardware, or glazing materials, and assumes no responsibility therefor.

Kawneer reserves the right to change configuration without prior notice when deemed necessary for product improvement.
© 2006, Kawneer Company, Inc.

Laws and building and safety codes governing the design and use of Kawneer products, such as glazed entrance, window, and curtain wall products, vary widely. Kawneer does not control the selection of product configurations, operating hardware, or glazing materials, and assumes no responsibility therefor.

Kawneer reserves the right to change configuration without prior notice when deemed necessary for product improvement.

© 2006, Kawneer Company, Inc.

Laws and building and safety codes governing the design and use of Kawneer products, such as glazed entrance, window, and curtain wall products, vary widely. Kawneer does not control the selection of product configurations, operating hardware, or glazing materials, and assumes no responsibility therefor.

Kawneer reserves the right to change configuration without prior notice when deemed necessary for product improvement.

© 2006, Kawneer Company, Inc.



KAWNEER COMPANY, INC.
TECHNOLOGY PARK/ATLANTA
555 GUTHRIDGE COURT
NORCROSS, GEORGIA 30092