


EC 97913-034

7225 (non-thermal) 8225TL (thermal)

Ship to:	Date of Order:	Billing Info/Quote #:
	P.O. #	Job Name:
Sold to:	Request Date:	Contact Name:

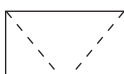
Fixed Configuration:
 Max: 60" x 60", Min: 17" x 17"

 Fixed Over Fixed Configuration No Hardware

(exterior view)

Finish:
 #14 #40
 Paint # _____
 Stock paint colors in 15 days.
 Custom paint colors add 10 days to overall lead time.

Project In Configuration:
 Max: 60" x 48", Min: 17" x 17"

 Fixed Over Project In Configuration

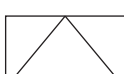
(exterior view)

Standard Hardware: S.S. 4-Bar Hinge & Cam Handle(s)

Options:
 Sub. A/C (Custodial) lock(s)
 Limit Stop - 4" Standard Clear Opening
 Limit Stop - Optional Clear Opening: _____
 Fixed Screen

Design Wind Load: _____ PSF

Project Out Configuration:
 Max: 60" x 48", Min: 17" x 17"

 Fixed Over Project Out Configuration

(exterior view)

Standard Hardware: S.S. 4-Bar Hinge & Cam Handle(s)

Options:
 Sub. A/C (Custodial) lock(s)
 Limit Stop - 4" Standard Clear Opening
 Limit Stop - Optional Clear Opening: _____
 Screen w/ Wicket
(Full wicket up to 20" tall / 9" wicket over 20" tall)

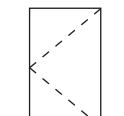
Frame Type:
 Equal Leg 0.090" wall only.

Glass Thickness:
 1" 1/4"

Glazing:
 MUST Specify Glass Type to ensure proper hardware consideration

Glass Type: _____

Inswing Casement Configuration:
 Max: 36" x 60", Min: 17" x 17"

 LH Inswing Casement (Shown) RH Inswing Casement (Opposite)

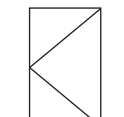
(exterior view)

Standard Hardware: S.S. 4-Bar Hinge & Cam Handle(s)

Options:
 Sub. A/C (Custodial) lock(s)
 Limit Stop - 4" Standard Clear Opening
 Limit Stop - Optional Clear Opening: _____
 Fixed Screen

Setting Block:
 Silicone True False

Outswing Casement Configuration:
 Max: 36" x 60", Min: 17" x 17"

 LH Outswing Casement (Shown) RH Outswing Casement (Opposite)

(exterior view)

Standard Hardware: S.S. 4-Bar Hinge & Cam Handle(s)

Options:
 Sub. A/C (Custodial) lock(s)
 Limit Stop - 4" Standard Clear Opening
 Limit Stop - Optional Clear Opening: _____
 Screen w/ Wicket
(Full wicket up to 20" tall / 9" wicket over 20" tall)

PVC:
 Perimeter 229175
(Supplied 15' length's)

Special Instructions:

Quantity & Sizes: Sizes based on Net Frame dimensions?

YES NO (If NO, describe dimensions in special Instructions.)

	<input type="checkbox"/> Framing DLO's		<input type="checkbox"/> Actual Vent Sizes		Tag #'s	DLO Height from Head (If applicable)
	Quantity	Window Width	x	Window Height		
A)	_____	_____	x	_____	_____	_____
B)	_____	_____	x	_____	_____	_____
C)	_____	_____	x	_____	_____	_____
D)	_____	_____	x	_____	_____	_____

Laws and building and safety codes governing the design and use of glazed entrance, window, and curtain wall products vary widely. Kawneer does not control the selection of product configurations, operating hardware, or glazing materials, and assumes no responsibility therefor.

Kawneer reserves the right to change configuration without prior notice when deemed necessary for product improvement.
 © Kawneer Company, Inc., 2016