

**TRIFAB® VERSAGLAZE®**  
**450/451/451T FRAMING SYSTEM**  
Estimating / Take-Off And Ordering Guide

April 2022

451VG974EN



This page is intentionally left blank.














## Table of Contents





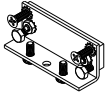
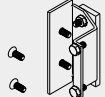



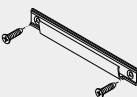








Parts Identification .....	5
Trifab® VersaGlaze® 450 Framing System Takeoff Guide .....	36
Trifab® VersaGlaze® 451 Framing System Takeoff Guide .....	48
Trifab® VersaGlaze® 451T Framing System Takeoff Guide .....	61
Trifab® VersaGlaze® 450/451/451T Cut Formulas .....	74
Notes and Disclaimers .....	77
















---

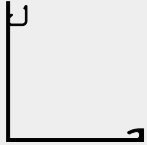
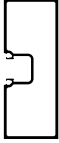


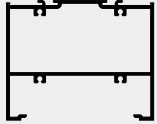








This page is intentionally left blank.

## Parts Identification




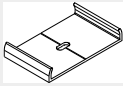

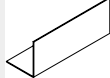
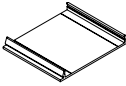




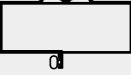
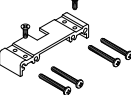



PART NUMBER: DESCRIPTION	PROFILE
027073: Setting Block 5/8" x 1-1/4" x 4-1/8" (At Sill)	
027074C: Standard Wedge Gasket - 3/16" (Two Color)	
027074: Standard Wedge Gasket - 3/16"	
027076C: Light Wedge Gasket - 1/8" (Two Color)	
027076: Light Wedge Gasket - 1/8"	
027077C: Heavy Wedge Gasket - 1/4" (Two Color)	
027077: Heavy Wedge Gasket - 1/4"	
027081: Setting Block 3/16" x 1-1/8" x 4-1/8" (Horizontal and Sill)	
027084: "W" Side Block	
027182: 1" x 1-1/2" Aluminum Angle (Used at brake metal adapter)	
027302: Setting Block 1/8" x 1/2" x 4-1/8"	
027366: Setting Block 7/16" x 1/2" x 4-1/8"	
027475: SSG Spacer - Outside Glazed (Do not use with Weatherseal)	
027506: Foam Tape (Used at brake metal adapter)	
027907: Side Block	
027907-SI: Side Block (Silicone)	
027908: "W" Side Block	
028260: #8 x 3/8" Type 1 Cross Recessed Pan Head Thread Forming Screw - Type AB (Used with door stop)	
028273: #8 x 3/8" Type1 Cross Recessed Flat Countersunk Head Thread Forming Screw - Type B (Included in 451VG564 shear block package)	
028337: #10 x 3/4" Type 1 Cross Recessed Flat Countersunk Head Thread Forming Screw - Type B (For adjustable 155°-180° pivot corner)	

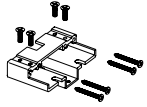
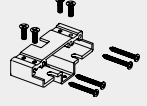


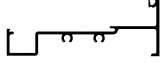
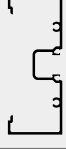

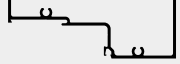



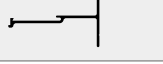


PART NUMBER: DESCRIPTION	PROFILE
028400: #10 x 1-19/32" Type 1 Cross Recessed Pan Head Thread Forming Screw (Shear block to vertical)	
028535: #10 x 1/2" Type 1 Cross Recessed Pan Head Thread Forming Screw - Type B (Used with adjustable SSG corners)	
028808: #8 x 1/2" Type 1 Cross Recessed Pan Head Thread Forming Screw - Type AB (End Dam fastener)	
028856: #12 x 1-1/8" Type 1 Cross Recessed Pan Head Thread Forming - Type AB (Spline Screw)	
050759: Center Hung Concealed Overhead Closer Mounting Bracket Package	
050761: Offset Pivot and Butt Hung Concealed Overhead Closer Mounting Bracket Package	
060888: Vent Adapter (For equal leg frames)	
063040: Ball Point Bit (For 128242 fastener)	
069177: 1" Snap-On Door Stop Package (Requires screw 028260, 35 each per stock length)	
069271: Stool Trim Clip Package	
071093: HP Flashing Cover	
123391: W-Side Block	
127008: SSG Spacer	
127009: Pocket Zone Dam (Continuous Head and Sill Fabrication - TF VG 451/451T)	
127023: Pocket Zone Dam (Continuous Head and Sill Fabrication -TF VG 450)	
127043: Optional Gasket for Sill Flashing	
127178: 9" Long Silicone Splice Sheet	
127461: Setting Block 5/8" x 1-13/32" x 1-13/32" (Trifab VG 451/451T Pre-Glazed Option)	

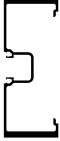
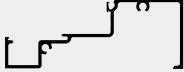
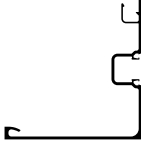
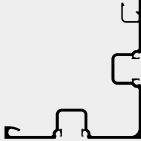

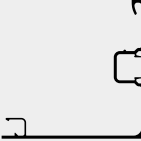
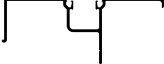
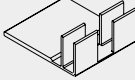

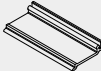
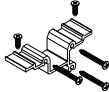
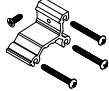

PART NUMBER: DESCRIPTION	PROFILE
127461-SI: Setting Block 5/8" x 1-13/32" x 1-13/32" (Silicone)	
127462: Setting Block 3/16" x 1-13/32" x 1-13/32"	
128207: #6 x 3/4" Type 1 Cross Recessed Flat Countersunk Head Machine Screw (For 2-1/4" wide 451TCG112 mullion)	
128242: #12 x 1" Ball Point Socket Head Spline Screw	
128345: #10 x 9/16" Type 1 Cross Recessed Flat Countersunk Head Thread Forming Screw - Type B (For shear block to horizontal)	
128354: #10 x 2-5/8" Type 1 Cross Recessed Pan head Thread Forming Screw - Type B (Shear block screw for adjustable sidelite base)	
128407: #10 x 7/16" Type 1 Cross Recessed Pan Head Thread Forming Screw - Type B (For sill to sill flashing - TF VG 450/451/451T Center and Back Set)	
128582: #10-16 x 1-1/4" Cross Recessed Pan Head Thread Forming Screw - Type B	
128583: #10-16 x 1-3/8" Cross Recessed Pan Head Thread Forming Screw - Type B (For sill to sill flashing - TF VG 451/451T Front Set)	
250218: Temporary Glazing Clip (For SSG mullion)	
250299: Dart Corner Cover Clip	
400071: Splay Mullion 0° to 25°	
400110: Steel Reinforcing (For expansion mullion - Center Set)	
400541: Pivot Mullion - Pocket Half with weathering	
422434: "W" Side Block	
450012: Open Back Mullion Without Splines	

PART NUMBER: DESCRIPTION	PROFILE
450017: 90° No Pocket Corner Half	
450019: Double Acting Door Jamb	
450022: Transom Bar Glass Stop (Interior)	
450026: Flat Filler	
450027: Wide Sidelite Base (TF VG 450/451)	
450028: Standard Adjustable Sidelite Base	
450029: Tall Adjustable Sidelite Base	
450030: Glass Stop (Used with adjustable sidelite bases)	
450031: Sill Channel (Used with adjustable sidelite bases)	
450033: Transom Pocket Insert (Center Set)	
450041: Transom Bar / Header Pocket Insert (Center Set)	
450064: Double Acting Open Back Door Jamb	
450079: Transom Bar/Header	



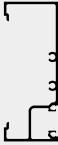





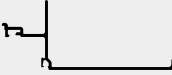

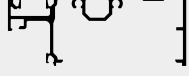

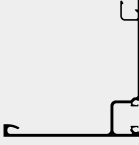


PART NUMBER: DESCRIPTION	PROFILE
450081: Double Acting Transom Bar/Header	
450087: Snap-in Flat Pocket Filler and Vent Adapter	
450105: Water Deflector	
450109: Wide Sidelite Base Anchor Clip	
450110: Steel Reinforcing (Center Set - TF VG 450/451)	
450115: End Dam (Stick assembly)	
450126: Aluminum Shim Support (TF VG 450/451)	
450165: Sill Flashing End Cap (TF 450 at door jambs)	
450440: Shear Block Package (Used with double acting transom bar/header)	
450500: Filler with weathering (Used with double acting transom bar/header)	
450501: Single Acting Door Jamb with weathering	
450502: Single Acting Transom Bar/Header with weathering	
450506: Shear Block Package (Transom bar/header)	
450508: Shear Block Package (Used with adjustable sidelite base - TF VG 450/451)	
450509: Door Jamb Angle Clip Package (Center Set - TF VG 450/451)	
450520: Snap-in Door Stop with weathering	



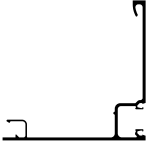





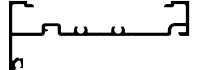





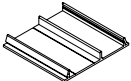

PART NUMBER: DESCRIPTION	PROFILE
450548: Shear Block Package (Offset pivot transom bar/header)	
450549: Shear Block Package (Butt hung transom bar/header)	
450599: Open Back Single Acting Door Jamb with weathering	
450BG004: Glass Stop (Back Set)	
450BG014: Sill (Back Set)	
450CG001: Mullion (Center Set)	
450CG002: Shallow Pocket Filler	
450CG003: Head	
450CG004: Glass Stop for horizontal	
450CG005: Tubular Mullion	
450CG007: Insert for Equal Leg Receptor	
450CG008: Insert for Unequal Leg Receptor	
450CG010: Expansion Mullion (Female half)	
450CG011: Tubular Horizontal	

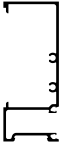











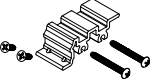
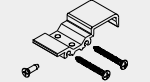

PART NUMBER: DESCRIPTION	PROFILE
450CG013: Heavy Mullion without Splines	
450CG014: Sill	
450CG015: One Pocket Corner Half	
450CG016: Two Pocket Corner Half	
450CG028: Deep Pocket Filler	
450CG035: One Pocket Corner Half	
450CG107: Insert without glass stop bead (Used with 450VG006 or 451VG006)	
450CG360: Optional "F" Anchor (Center Set - Screw Spline or Shear Block assembly)	
450CG362: Optional Anchor (Stick System)	
450CG366: Sill Flashing Reglet Clip (TF VG 450)	
450CG524: Shear Block Package (Sill)	
450CG525B: Shear Block Package (Sill)	
450CG525: Shear Block Package (Horizontal)	

PART NUMBER: DESCRIPTION	PROFILE
450CG540: Expansion Mullion with weathering (Male Half)	
450CG541: 0° - 25° Pivot Mullion with weathering	
450FG014: Sill (Front Set)	
450SSG004: SSG Horizontal Cover	
450SSG005: SSG Mullion	
450SSG006: SSG Unequal Leg Receptor	
450SSG007: SSG Inset for Equal Leg Receptor	
450SSG008: SSG Head Insert (Inside glazed)	
450SSG015: 90° Dart Corner (Female Half)	
450SSG016: 90° Dart Corner (Male Half)	
450SSG035: 90° Dart Corner Cover	
450SSG104: SSG Inside Glazed Glass Stop at head	
450SSG105: SSG Water Deflector	
450SSG106: SSG Equal Leg Receptor	
450SSG111: SSG Horizontal	



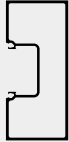









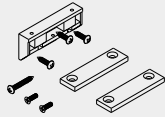
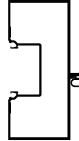
PART NUMBER: DESCRIPTION	PROFILE
450SSG115: SSG 135° Dart Corner (Female Half)	
450SSG116: SSG 135° Dart Corner (Male Half)	
450SSG129: SSG Jamb Adapter	
450SSG135: 135° Dart Corner Cover	
450SSG250: Optional 1/4" SSG Weatherseal	
450SSG328: SSG Mullion Adapter (Front Set)	
450SSG360: Optional SSG "F" Anchor (TF VG 450)	
450SSG362: Optional SSG Anchor (Stick System)	
450SSG380: Splice Sleeve (For 450SSG006 receptor)	
450SSG381: Splice Sleeve (For 450SSG106 receptor)	
450SSG425: SSG Setting Block Chair	
450SSG524: Shear Block Package (90° dart corner at sill)	
450SSG525: Shear Block Package (90° dart corner at horizontal)	
450SSG528: 90° Dart Corner Adapter	
450SSG624: Shear Block Package (135° dart corner at sill)	
450SSG625: Shear Block Package (135° dart corner at horizontal)	
450SSG628: Adapter (135° Dart Corner)	



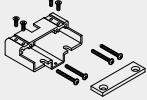
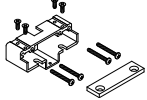
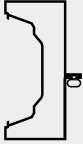

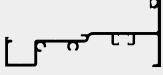
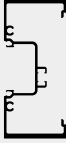
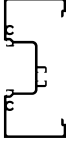


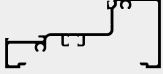

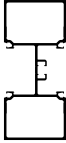
PART NUMBER: DESCRIPTION	PROFILE
450VG001: Jamb (Front Set and Back Set)	
450VG003: Head (Front Set and Back Set)	
450VG004: Glass Stop	
450VG005: Tube Mullion (Front Set and Back Set)	
450VG006: Light Weight Unequal Leg Receptor	
450VG007: Insert for Equal Leg Receptor (Stick System - Front Set and Back Set)	
450VG008: Insert for Unequal Leg Receptor	
450VG010: Expansion Mullion - Female Half (Front Set and Back Set)	
450VG011: Horizontal (Back Set)	
450VG012: Mullion (Screw Spline Assembly - Front Set and Back Set)	
450VG015: 90° One Pocket Corner Half (Front Set and Back Set)	
450VG019: Door Jamb (Front Set and Back Set)	
450VG022: Transom Bar Adapter (Front Set and Back Set)	

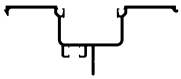
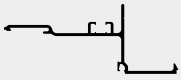


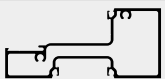
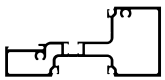
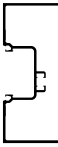

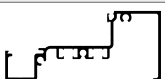
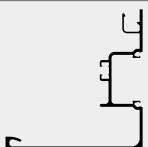
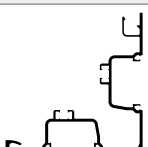

PART NUMBER: DESCRIPTION	PROFILE
450VG029: Mullion Filler	
450VG033: Transom Pocket Insert (Front Set and Back Set)	
450VG035: 90° One Pocket Corner Half (Front Set and Back Set)	
450VG037: Sill Flashing	
450VG041: Pocket Insert for Transom Bar / Header (Front Set and Back Set)	
450VG052: Shallow Pocket Mullion / Jamb (Front Set and Back Set)	
450VG069: Transition Mullion (Front Set and Back Set)	
450VG101: Sill / Jamb (Continuous Head and Sill assembly)	
450VG103: Head (Front Set)	
450VG104: Glass Stop	
450VG106: Light Weight Equal Leg Receptor	
450VG107: Insert for Unequal Leg Receptor	
450VG108: Head Insert for Unequal Leg Adapter	
450VG111: Horizontal (Front Set and Back Set)	
450VG126: Shim Support for Sill and Jamb (Continuous Head and Sill assembly)	
450VG131: Optional Two Color Cover (For Mullion and Jamb)	

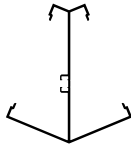
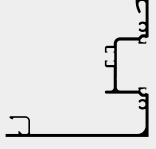

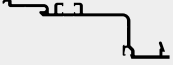
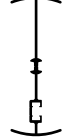
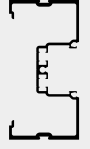
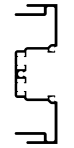



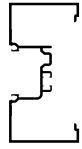
PART NUMBER: DESCRIPTION	PROFILE
450VG132: Optional Two Color Jamb	
450VG134: Optional Two Color Mullion	
450VG200: Drill Jig (Shear Block assembly)	
450VG201: Drill Jig (Screw Spline assembly)	
450VG202: Drill Jig (Continuous Head and Sill assembly)	
450VG314: End Dam for Head and Sill (Continuous Head and Sill assembly)	
450VG325: Setting Block Chair (Continuous Head and Sill Fabrication)	
450VG327: Head Anchor (Continuous Head and Sill assembly)	
450VG360: Optional "F" Anchor	
450VG362: Optional Anchor (Stick System)	
450VG380: Optional Aluminum Splice Sleeve (For 450VG006 receptor)	
450VG381: Optional Aluminum Splice Sleeve (For 450VG106 receptor)	
450VG524: Shear Block Package (Head and Sill)	
450VG525: Shear Block Package (Horizontal)	
450VG540: Expansion Mullion with weathering (Male Half)	


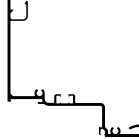
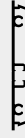



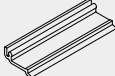
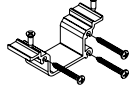
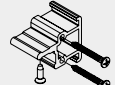


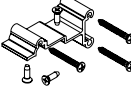





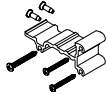
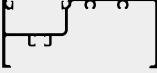

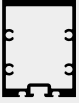
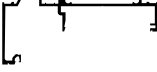







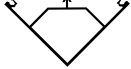
PART NUMBER: DESCRIPTION	PROFILE
450VG543: Shear Block Package (Sill - Back Set)	
451012: Open Back Mullion without splines (Deep Pocket)	
451019: Double Acting Door Jamb	
451026: Pocket Insert for Transom Bar/Header	
451027: Glass Stop for Wide Sidelite Base (Center Set)	
451041: Pocket Insert for Transom Bar/Header	
451064: Double Acting Door Jamb	
451079: Transom Bar/Header	
451081: Double Acting Transom Bar / Header (Concealed Overhead Closer)	
451087: Snap-in Flat Pocket filler	
451105: Water Deflector	
451165: Sill Flashing End Cap (At door jamb)	
451440: Shear Block Package (Transom Bar/Header)	
451501: Single Acting Door Jamb with weathering	






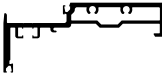
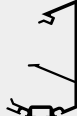
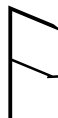










PART NUMBER: DESCRIPTION	PROFILE
451502: Single Acting Transom Bar/Header with weathering	
451520: Snap-in Door Stop with weathering	
451548: Shear Block Package (Offset Pivot Transom Bar/Header)	
451549: Shear Block Package (Butt Hung Transom Bar/Header)	
451599: Single Acting Open Back Door Jamb with weathering	
451BG004: Glass Stop (Back Set)	
451BG014: Sill (Back Set)	
451CG001A: Medium Weight Mullion	
451CG001: Mullion / Jamb	
451CG002: Shallow Pocket Filler	
451CG003A: Horizontal ( No thermal pocket)	
451CG003: Horizontal	
451CG004: Glass Stop	
451CG005: Tubular Mullion	

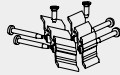
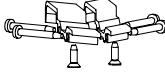
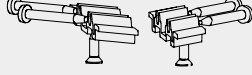

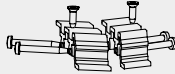
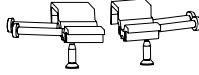
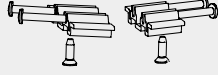
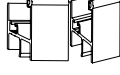

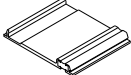
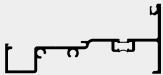
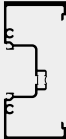



PART NUMBER: DESCRIPTION	PROFILE
451CG007: Insert for Equal Led Receptor	
451CG008: Insert for Unequal Leg Receptor	
451CG010A: Tubular Expansion Mullion (Female Half)	
451CG010: Expansion Mullion (Female Half)	
451CG011A: Tubular Horizontal (No thermal pocket)	
451CG011: Tubular Horizontal	
451CG012: Mullion (Without screw splines)	
451CG013: Heavy Weight Mullion (Screw Spline assembly)	
451CG014: Sill	
451CG015: One Pocket Corner Half	
451CG016: Two Pocket Corner Half (Use optional 128242 spline screw and 063040 driver bit with 451CG016)	
451CG028: Deep Pocket Filler	

PART NUMBER: DESCRIPTION	PROFILE
451CG034: 135° Corner Mullion	
451CG035: One Pocket Corner Half	
451CG065: Drop-on Horizontal (Stick System)	
451CG066: Filler for Drop-on Horizontal (Stick system)	
451CG071: 0° - 25° Pivot Mullion	
451CG080: Pre-Glazed First Bay Jamb - Standard Weight (TF VG 451)	
451CG082: Pre-Glazed Deep Pocket Mullion Half - Standard Weight (TF VG 451)	
451CG083A: Pre-Glazed Last Bay Jamb - Heavy Weight (TF VG 451)	
451CG083: Pre-Glazed Last Bay Jamb - Standard Weight (TF VG 451)	
451CG107: Insert without glass stop bead (Used with 450VG006 or 451VG006)	
451CG112: 2-1/4" Wide Mullion	

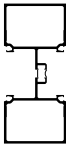
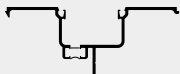
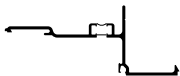
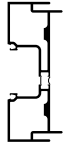

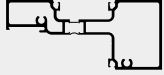
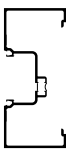
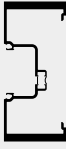
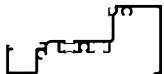
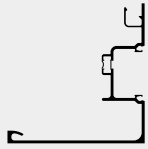
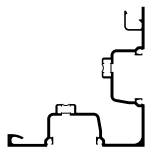

PART NUMBER: DESCRIPTION	PROFILE
451CG113: Heavy Weight Mullion	
451CG115: 4-1/2" Horizontal Half	
451CG163: Flat Filler with splines	
451CG360: Optional "F" Anchor	
451CG362: Optional anchor (Stick System)	
451CG365: Filler Sill Flashing Clip (TF VG 450/451)	
451CG366: Reglet Sill Flashing Clip (TF VG 451/451T)	
451CG524: Shear Block Package	
451CG525: Shear Block Package (Horizontal)	
451CG540: Expansion Mullion with weathering (Male Half)	
451CG541: 0° - 25° Pivot Mullion with weathering	
451CG564: Shear Block Package (Drop-on Horizontal - Stick System)	

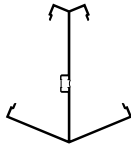
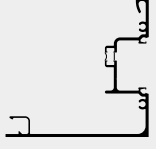

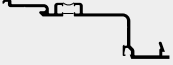
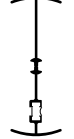
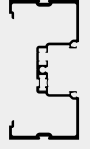




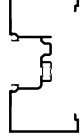
PART NUMBER: DESCRIPTION	PROFILE
451CG581: Pre-Glazed Shallow Pocket Mullion Half - Standard (451CG081 with weathering - TF VG451)	
451CG584: Pre-Glazed Last Bay Filler - Standard Weight (451CG084 with weathering - TF VG 451)	
451CG617: Shear Block Package (4-1/2" x 4-1/2" Horizontal)	
451CG624: Shear Block Package (Tubular Horizontal)	
451FG014: Sill (Front Set)	
451SSG004: SSG Horizontal Cover	
451SSG005: SSG Mullion	
451SSG006: SSG Head Receptor	
451SSG007: SSG Sill Insert	
451SSG008: SSG Head Insert	
451SSG015: 90° Dart Corner (Female Half)	
451SSG016: 90° Dart Corner (Male Half)	
451SSG027: 1/4" Glazing Adapter for SSG Sill	
451SSG029: 1/4" Adapter for SSG Mullion	
451SSG029A: 1/4" to 1" Adapter for SSG Mullion	
451SSG035: Cover for 90° Dart Corner	


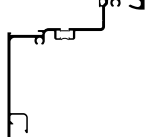
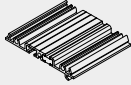




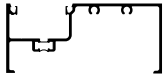
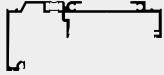
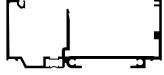
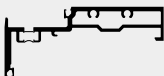


PART NUMBER: DESCRIPTION	PROFILE
451SSG070: SSG Female Pivot Mullion	
451SSG071: SSG Male Pivot Mullion	
451SSG104: SSG Glass Stop (At head only)	
451SSG105: SSG Water Deflector	
451SSG106: SSG Sill Receptor	
451SSG111: SSG Horizontal	
451SSG115: 135° Dart Corner (Female Half)	
451SSG116: 135° Dart Corner (Male Half)	
451SSG129: Adapter for SSG Jamb	
451SSG135: Cover for 135° Dart Corner	
451SSG250: Optional 1" SSG Weatherseal	
451SSG328: Adapter for SSG Mullion	
451SSG360: Optional SSG "F" Anchor	
451SSG362: Optional SSG Anchor (Stick System)	
451SSG380: SSG Splice Sleeve (Used with 451SSG006 and 451TSSG006 receptors)	
451SSG381: SSG Splice Sleeve (Used with 451SSG106 and 451TSSG106 receptors)	
451SSG406: Water Deflector (Used with 90° and 135° Dart Corners)	
451SSG425: Setting Block Chair (Continuous Head and Sill assembly - Captured and SSG)	


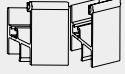
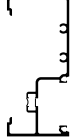

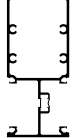


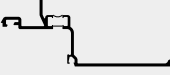
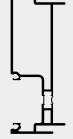

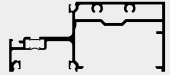
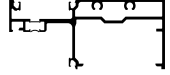
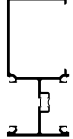
PART NUMBER: DESCRIPTION	PROFILE
451SSG524: Shear Block Package (90° Dart Corner at Sill - Continuous Head and Sill assembly)	
451SSG525: Shear Block Package (90° Dart Corner at Horizontal - Continuous Head and Sill assembly)	
451SSG526: Shear Block Package (90° Dart Corner at Head - Continuous Head and Sill assembly)	
451SSG528: Adapter for 90° Dart Corner	
451SSG624: Shear Block Package (135° Dart Corner at Sill)	
451SSG625: Shear Block Package (135° Dart Corner at Horizontal)	
451SSG626: Shear Block Package (135° Dart Corner at Head)	
451SSG628: Adapter for 135° Dart Corner	
451T026: Caulking Backer (451TCG or 451TVG)	
451T126: Structural Shim Support (451TCG or 451TVG)	
451TBG014: Sill (Back Set)	
451TCG001A: Medium Weight Mullion	
451TCG001: Mullion / Jamb	
451TCG002: Shallow Pocket Filler	
451TCG003: Horizontal	

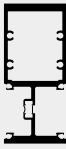
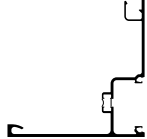





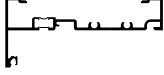
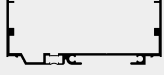

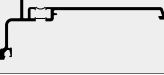





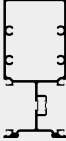
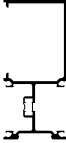
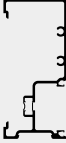
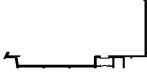





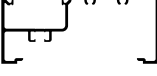


PART NUMBER: DESCRIPTION	PROFILE
451TCG005: Tubular Mullion	
451TCG007: Insert for Equal Leg receptor	
451TCG008: Insert for Unequal Leg Receptor	
451TCG010A: Tubular Expansion Mullion (Female Half)	
451TCG010: Expansion Mullion (Female Half)	
451TCG011: Tubular Horizontal	
451TCG012: Mullion without screw splines	
451TCG013: Heavy Weight Mullion (Screw Spline System)	
451TCG014: Sill	
451TCG015: One Pocket Corner Half	
451TCG016: Two Pocket Corner Half (Use optional 128242 spline screw and 063040 driver bit with 451TCG016 two pocket corner)	
451TCG028: Deep Pocket Filler	

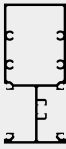

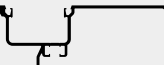
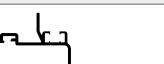


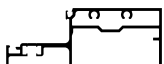
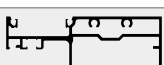
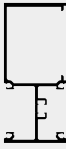
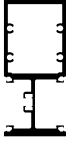
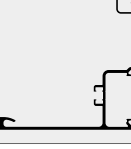


PART NUMBER: DESCRIPTION	PROFILE
451TCG034: 135° Corner Mullion	
451TCG035: One Pocket Corner Half	
451TCG065: Drop-on Horizontal (Stick System)	
451TCG066: Filler for Drop-on Horizontal (Stick System)	
451TCG071: 0° - 25° Pivot Mullion	
451TCG080: Pre-Glazed First Bay Jamb - Standard Weight (TF VG 451T)	
451TCG082: Pre-Glazed Deep Pocket Mullion Half - Standard Weight (TF VG 451T)	
451TCG083A: Pre-Glazed Last Bay Jamb - Heavy Weight (TF VG 451T)	
451TCG083: Pre-Glazed Last Bay Jamb - Standard Weight (TF VG 451T)	
451TCG107: Insert without glass stop bead (Used with 450VG006 or 451VG006)	
451TCG112: 2-1/4" Wide Mullion	





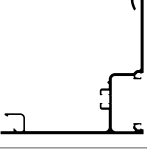



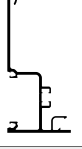
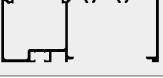
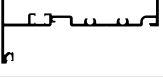




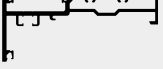
PART NUMBER: DESCRIPTION	PROFILE
451TCG113: Heavy Weight Mullion	
451TCG115: 4-1/2" Horizontal Half	
451TCG365: Filler Sill Flashing Clip (TF VG 451T)	
451TCG540: Expansion Mullion with weathering (Male Half)	
451TCG541: 0° - 25° Pivot Mullion with weathering	
451TCG581: Pre-Glazed Shallow Pocket Mullion Half - Standard Weight (451TCG081 with weathering - TF VG 451T)	
451TCG584: Pre-Glazed Last Bay Filler - Standard Weight (451TCG084 with weathering - TF VG 451T)	
451TFG014: Sill (Front Set)	
451TSSG006: SSG Head Receptor	
451TSSG106: SSG Sill Receptor	
451TSSG111: SSG Horizontal	
451TSSG129: SSG Jamb Adapter	
451TSSG328: Adapter for SSG Mullion	

PART NUMBER: DESCRIPTION	PROFILE
451TSSG528: Adapter for 90° Dart Corner	
451TSSG628: Adapter for 135° Dart Corner	
451TVG001: Jamb/Sill	
451TVG003: Head/Open Back Horizontal	
451TVG005: Tubular Mullion	
451TVG006: Unequal Leg Receptor (Glass stops down at head, glass stops up at sill)	
451TVG007: Insert for Equal Leg Receptors	
451TVG008: Insert for Unequal Leg Receptors	
451TVG010A: Tubular Expansion Mullion (Female Half)	
451TVG010: Expansion Mullion (Female Half)	
451TVG011A: Horizontal (Stops up)	
451TVG011: Horizontal (Stops down)	
451TVG012: Mullion (Screw Spline System)	

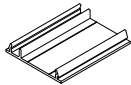


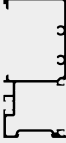

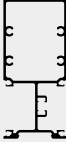
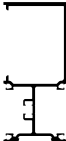
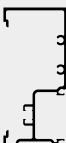






PART NUMBER: DESCRIPTION	PROFILE
451TVG014: Heavy Weight Tubular Mullion	
451TVG015: 90° Corner Half	
451TVG035: 90° Corner Half	
451TVG037: Sill Flashing	
451TVG052: Shallow Pocket Mullion/Jamb	
451TVG069: Transition Mullion	
451TVG101: Sill / Jamb (Continuous Head and Sill assembly)	
451TVG103: Head	
451TVG106: Equal Leg Receptor (Glass stops up at head, glass stops down at sill)	
451TVG107: Insert for Unequal Leg Receptors	
451TVG108: Head Insert for Unequal Leg Receptors	
451TVG111: Horizontal	
451TVG132: Two Color Jamb	





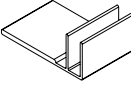
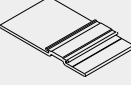


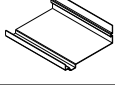
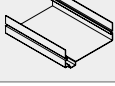
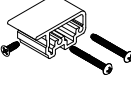
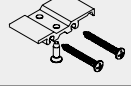



PART NUMBER: DESCRIPTION	PROFILE
451TVG133: Two Color Horizontal	
451TVG134: Two Color Tubular Mullion	
451TVG135: Two Color Mullion (Screw Spline assembly)	
451TVG136: Two Color Jamb/Sill	
451TVG137: Two Color Flashing	
451TVG150: Break Metal Adapter	
451TVG316: ABS End Dam (TF VG 451T)	
451TVG540: Expansion Mullion with weathering (Male Half)	
451TVG570: Compensating Receptor with weathering	
451TVG571: One Piece Compensating Receptor with weathering	
451VG001: Jamb / Sill	
451VG003: Head / Open Back Horizontal	
451VG004: Glass Stop (Outside Glazed)	



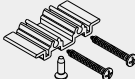
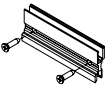

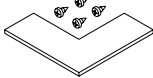



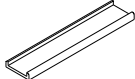



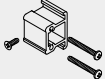

PART NUMBER: DESCRIPTION	PROFILE
451VG005: Tubular Mullion	
451VG006: Unequal Leg Receptor (Glass stops down at head , glass stops up at sill)	
451VG007: Insert for Equal Leg Receptors	
451VG008: Insert for Unequal Leg Receptors	
451VG010A: Tubular Expansion Mullion (Female Half)	
451VG010: Expansion Mullion (Female Half)	
451VG011A: Horizontal (Glass stops up)	
451VG011: Horizontal (Glass stops down)	
451VG012: Mullion (Screw Spline assembly)	
451VG014: Heavy Weight Tubular Mullion	
451VG015: 90° Corner Half	
451VG019: Door Jamb	
451VG022: Transom Bar Adapter (Front Set and Back Set)	

PART NUMBER: DESCRIPTION	PROFILE
451VG026: Mullion Filler	
451VG029: 1/4" Infill Adapter	
451VG030: 5/8" Infill Adapter	
451VG033: Transom Pocket Insert (Front Set and Back Set)	
451VG035: 90° Corner Half	
451VG037: Sill Flashing	
451VG041: 1/8" Wall Pocket Insert	
451VG052: Shallow Pocket Mullion / Jamb	
451VG069: Transition Mullion	
451VG101: Sill / Jamb (Continuous Head and Sill assembly)	
451VG103: Head	
451VG104: Glass Stop	
451VG106: Equal Leg Receptor (Glass stops up at head, glass stops down at sill)	
451VG107: Insert for Unequal Leg Receptors	
451VG108: Head Insert for Unequal Leg Receptors	
451VG111: Horizontal	



PART NUMBER: DESCRIPTION	PROFILE
451VG126: Shim Support at Sill and Jamb (Continuous Head and Sill assembly)	
451VG130: Two Color Cover for Standard SSG Receptor	
451VG131: Two Color Cover	
451VG132: Two Color Jamb	
451VG133: Two Color Horizontal	
451VG134: Two Color Tubular Mullion	
451VG135: Two Color Mullion (Screw Spline assembly)	
451VG136: Two Color Jamb/Sill	
451VG137: Two Color High Performance Flashing	
451VG138: Two Color Glass Stop (Used with 451VG133 and 451TVG133)	
451VG150: Break Metal Adapter	
451VG200: Drill Fixture (Shear Block assembly)	
451VG201: Drill Fixture (Screw Spline assembly)	
451VG202: Drill Fixture (Continuous Head and Sill assembly)	

PART NUMBER: DESCRIPTION	PROFILE
451VG314: End Dam at Head / Sill (Continuous Head and Sill assembly)	
451VG315: End Dam for Standard and SSG Receptors	
451VG316: Aluminum End Dam (TF VG 450/451)	
451VG327: Compensating Channel (Continuous Head and Sill assembly)	
451VG360: Optional "F" Anchor (Front Set and Back Set)	
451VG361: Slid-in Strap Anchor (Used with 450SSG006, 450SSG106, 451SSG006, 451SSG106, 451VG006, 451VG106, 451TVG006 and 451TVG106)	
451VG362: Optional Anchor (Stick assembly - Front Set and Back Set)	
451VG374: Reinforcing Clip (Used with Compensating Receptors 451VG570, 451VG571, 451TVG570 and 451TVG)	
451VG380: Aluminum Splice Sleeve (Used with Compensating Receptors 451VG006 and 451TVG006)	
451VG381: Aluminum Splice Sleeve (Used with Compensating Receptors 451VG106 and 451TVG106)	
451VG524: Shear Block Package (Head/Sill)	
451VG525: Shear Block Package (Horizontal)	
451VG540: Expansion Mullion with weathering (Male Half)	
451VG570: Compensating Receptor with weathering	
451VG571: One Piece Compensating Receptor with weathering	

PART NUMBER: DESCRIPTION	PROFILE
451VG572: Compensating Receptor Face with weathering	
451VG573: Tubular Compensating Receptor Face with weathering	
451VG624: Shear Block Package (Head - Inside glazed)	
451VG640: Stool Trim Clip Package (Used with Standard and High Performance Flashing)	
451VG664: 5/8" x 7/8" x 1-3/4" Angle Clip Package	
451VG682: Splice Sleeve Plate (Used with 90° corner)	
451VG683: Splice Plate Package (Used with 135° corner)	
452132: Vent Adapter (Black PVC)	
452145: Sealant Backer	
457531: Anchor (Used with 4-1/2" x 4-1/2" sill)	
469407: Pocket Filler	
480520: Side Block	
5451CG005A: Tubular Mullion (No thermal pocket)	
601CG524: Shear Block Package (Used with sill - Center Set)	
977108: #10 x 1/2" Pan Head Thread Forming Screw - Type B (Used with 027182 angle)	

## Trifab® VersaGlaze® 450 Framing System Takeoff Guide

### Trifab® VG 450 Screw Spline System

	CENTER OG/IG STOPS DOWN	CENTER OG STOPS UP	FRONT IG BACK OG	FRONT OG BACK IG	MULTI- PLANE IG or OG
Mullion and Filler	450CG001 450CG002	450CG001 450CG002	450VG012 450VG026	450VG012 450VG026	(450VG001 w/ 450CG002) (450VG052 w/ 450CG028) (450VG069 w/ 450VG069)
Jamb	450CG001	450CG001	450VG001	450VG001	450CG001 or 450VG001
Head	450CG003	450CG001	450VG103	450VG003	CENTER- FRONT- BACK
Horizontal	450CG011	450CG011	450VG011	450VG011	CENTER- FRONT- BACK
Horizontal Filler	N/A	N/A	N/A	450VG026	CENTER- FRONT- BACK
Sill	450CG014 Center / 450FG014 Front / 450BG014 Back				CENTER- FRONT- BACK
Sill To Sill Flashing Screw	128407 Center and Back / 128582 Front				CENTER- FRONT- BACK
Glass Stop / Head and Horizontal	450CG004	450CG004	450VG104	450VG004	CENTER- FRONT- BACK
Glass Stop / Sill	450CG004 Center / 450BG004 Back				CENTER- FRONT- BACK
Flashing	450VG037	450VG037	450VG037	450VG037	450VG037
Sill Flashing Gasket (Optional)	127043	127043	127043	127043	127043
Spline Screw	028856	028856	028856	028856	028856
End Dam	451VG316	451VG316	451VG316	451VG316	451VG316
End Dam Screw	028808	028808	028808	028808	028808
Drill Fixture	450VG201	451TVG316	451TVG316	451TVG316	451TVG316

## Trifab® VG 450 Shear Block System

	CENTER OG/IG STOPS DOWN	CENTER OG STOPS UP	FRONT IG BACK OG	FRONT OG BACK IG	MULTI- PLANE IG or OG
Mullion	450CG005	450CG005	450VG005	450VG005	(450VG001 w/ 450CG002) (450VG052 w/ 450CG028) (450VG069 w/ 450VG069)
Jamb	450CG001	450CG001	450VG001	450VG001	450CG001 or 450VG001
Head	450CG003	450CG001	450VG103	450VG003	CENTER- FRONT- BACK
Head Shear Block Package	450CG525	450CG524	451VG624	450VG524	CENTER- FRONT- BACK
Horizontal	450CG011	450CG011	450VG111	450VG011	CENTER- FRONT- BACK
Horizontal Filler	N/A	N/A	N/A	450VG026	CENTER- FRONT- BACK
Horizontal Shear Block Package	450CG525	450CG525	450VG525	450VG525	CENTER- FRONT- BACK
Sill	450CG014 Center / 450FG014 Front / 450BG014 Back				CENTER- FRONT- BACK
Sill to Sill Flashing Screw	128407 Center and Back / 128582 Front				CENTER- FRONT- BACK
Sill Shear Block Package	450CG525B Center / 450VG524 Front / 450VG543 Back				CENTER- FRONT- BACK
Glass Stop / Head and Horizontal	450CG004	450CG004	450VG004	450VG004	CENTER- FRONT- BACK
Glass Stop / Sill	450CG004 Center / 450BG004 Back				CENTER- FRONT- BACK
Flashing	450VG037	450VG037	450VG037	450VG037	450VG037
Sill Flashing Gasket (Optional)	127043	127043	127043	127043	127043
End Dam	451VG316	451VG316	451VG316	451VG316	451VG316

	CENTER OG/IG STOPS DOWN	CENTER OG STOPS UP	FRONT IG BACK OG	FRONT OG BACK IG	MULTI- PLANE IG or OG
End Dam Screw	028808	028808	028808	028808	028808
Drill Fixture	450VG200	450VG200	450VG200	450VG200	450VG200

**Trifab® VG 450 Continuous Head and Sill Punched Opening Fabrication (Front Inside Glazed Only)**

	CAPTURED	SSG	WEATHERSEAL
Mullion	450VG005	450SSG005	450SSG005
Jamb	450VG101	450VG101	450VG101
Head	450VG103	450VG103	450VG103
Horizontal	450VG111	450SSG111	450SSG111
Horizontal Cover	N/A	450SSG004	450SSG004
Horizontal Shear Block Package	450VG525	450VG525	450VG525
Sill	450VG101	450VG101	450VG101
Glass Stop	450VG104	450VG104	450VG104
Weatherseal	N/A	N/A	450SSG250
Spline Screw	028856	028856	028856
End Dam (Required at Head and Sill)	450VG314	450VG314	450VG314
Drill Fixture	450VG202	450VG202	450VG202

**Trifab® VG 450 Stick System (Captured)**

	CENTER OG/IG STOPS DOWN	CENTER OG STOPS UP	FRONT IG BACK OG	FRONT OG BACK IG	MULTI- PLANE IG or OG
Mullion	450CG005	450CG005	450VG005	450VG005	(450VG001 w/ 450CG002) (450VG052 w/ 450CG028) (450VG069 w/ 450VG069)
Jamb	450CG001	450CG001	450VG001	450VG001	450CG001 or 450VG001
Jamb Cap	450VG314	450VG314	450VG314	450VG314	450VG314
Standard Head Receptor	451VG006	451VG106	451VG006	451VG006	451VG006
Head Insert	450CG008	450CG007	450VG108	450VG008	CENTER- FRONT- BACK

	CENTER OG/IG STOPS DOWN	CENTER OG STOPS UP	FRONT IG BACK OG	FRONT OG BACK IG	MULTI- PLANE IG or OG
Horizontal	450CG003	450CG003	450VG111	450VG011	CENTER- FRONT- BACK
Horizontal Filler	450CG002	450CG002	N/A	450VG026	CENTER- FRONT- BACK
Horizontal Shear Block Package	450CG525	450CG525	450VG525	450VG525	CENTER- FRONT- BACK
Standard Sill Receptor	451VG106	451VG006	451VG106	451VG106	451VG106
Sill Insert	450CG007	450CG008	450VG007	450VG007	CENTER- FRONT- BACK
Glass Stop	450CG004	450CG004	450VG104	450VG004	CENTER- FRONT- BACK
End Dam (Required at Head and Sill)	451VG315	451VG315	451VG315	451VG315	451VG315
Drill Fixture	450VG200	450VG200	450VG200	450VG200	450VG200
<b>OPTIONAL LIGHT WEIGHT RECEPTORS</b>					
Head Receptor	450VG006 (In lieu of 451VG006)				
Sill Receptor	450VG106 (In lieu of 451VG106)				
End Dam (Required at Head and Sill)	450115 (In lieu of 451VG315)				
<b>OPTIONAL 2-COLOR PARTS FOR FRONT INSIDE GLAZED CAPTURED - STANDARD RECEPTOR ONLY</b>					
Mullion	450VG134 (In lieu of 450VG005)				
Jamb	450VG132 (In lieu of 450VG001)				
Cover - Jamb and Mullion	450VG131				
Horizontal	450SSG111 (In lieu of 450VG111)				
Cover - Horizontal	450SSG004				
Cover - Receptor	451VG130 (Fits standard receptor only)				
<b>OPTIONAL SSG PARTS FOR FRONT INSIDE GLAZED CAPTURED - LIGHT WEIGHT OR STANDARD RECEPTORS</b>					
Mullion	450SSG005 (In lieu of 450VG005)				
Mullion Adapter	450SSG328 (Required at head and sill)				
Jamb	450VG101 (Required next to SSG mullion)				

**Trifab® VG 450 Stick Framing (SSG/Weatherseal - SSG Receptor)**

	SSG - INSIDE GLAZED	SSG - OUTSIDE GLAZED	WEATHERSEAL - IG ONLY
Mullion	450SSG005	450SSG005	450SSG005
Jamb	450SSG005	450SSG005	450SSG005

	SSG - INSIDE GLAZED	SSG - OUTSIDE GLAZED	WEATHERSEAL - IG ONLY
SSG Jamb Adapter	450SSG129	450SSG129	450SSG129
SSG Head Receptor	450SSG006	450SSG106	450SSG006
Head Insert	450SSG008	450SSG007	450SSG008
Glass Stop at Head	450SSG104	N/A	450SSG104
Horizontal	450SSG111	450SSG111	450SSG111
Horizontal Cover	450SSG004	450SSG004	450SSG004
Glass Stop at Horizontal	450VG104	450VG104	450VG104
Horizontal Shear Block Package	450VG525	450VG525	450VG525
SSG Sill Receptor	450SSG106	450SSG106	450SSG106
Sill Insert	450SSG007	450SSG007	450SSG007
End Dam (Required at Head and Sill)	451VG315	451VG315	451VG315
Drill Fixture	450VG200	450VG200	450VG200
Optional Two Color Receptor Cover	451VG130	451VG130	451VG130
Optional Weatherseal	N/A	N/A	450SSG250

#### Trifab® VG 450 Compensating Receptors

	CENTER	FRONT	BACK	CAPTURED CONTINUOUS HEAD AND SILL	SSG CONTINUOUS HEAD AND SILL
1-Piece Compensating Receptor with Weathering (Not with HP Flashing)	451VG571	451VG571	451VG571	451VG571	451VG571
2-Piece Compensating Receptor with Weathering (Not with HP Flashing)	451VG570	451VG570	451VG570	451VG570	451VG570
Standard Compensating Receptor Face with Weathering	451VG572	451VG572	451VG572	451VG572	451VG572
Heavy Weight Compensating Receptor Face with Weathering	451VG573	451VG573	451VG573	451VG573	451VG573
Receptor End Dam	601CG317	601CG317	601CG317	601CG317	601CG317
Mullion End Load Clip for 1 or 2-Piece Compensating Receptors	451VG374	451VG374	451VG374	451VG374	451VG374
Compensating Channel	N/A	N/A	N/A	450VG327	450VG327



**Trifab® VG 450 Optional Mullions and Steel Reinforcing**

	CENTER	FRONT	BACK	CAPTURED CONTINUOUS HEAD AND SILL	SSG CONTINUOUS HEAD AND SILL
Heavy Weight Split Mullion	450CG013	N/A	N/A	N/A	N/A
Steel Reinforcing	450110 or 400110	BAR STOCK	BAR STOCK	BAR STOCK	BAR STOCK

**Trifab® VG 450 Expansion Mullions**

	CENTER	FRONT	BACK	CAPTURED CONTINUOUS HEAD AND SILL	SSG CONTINUOUS HEAD AND SILL
Expansion Mullion Male Half with Weathering	450CG540	450VG540	450VG540	N/A	N/A
Expansion Mullion Female Half	450CG010	450VG010	450VG010	N/A	N/A

**Trifab® VG 450 Sidelite Bases**

	CENTER	FRONT	BACK	CAPTURED CONTINUOUS HEAD AND SILL	SSG CONTINUOUS HEAD AND SILL
Wide Sidelite Base (Requires Two 451CG004 Glass Stops)	450027	N/A	N/A	N/A	N/A
Wide Sidelite Base Shear Block Package	450CG524	N/A	N/A	N/A	N/A
Sill Clip for Wide Sidelite	451CG365	N/A	N/A	N/A	N/A
Sill Clip for Wide Sidelite (For vestibule application)	450109	N/A	N/A	N/A	N/A
4-1/2" to 5-3/4" Sidelite Base	450028	N/A	N/A	N/A	N/A
6-15/16" to 8-3/16" Sidelite Base	450029	N/A	N/A	N/A	N/A
Sill Channel for Sidelite Base	450031	N/A	N/A	N/A	N/A
Glass Stop	450030	N/A	N/A	N/A	N/A
Narrow Sidelite Base Shear Block Package	450508	N/A	N/A	N/A	N/A

**Trifab® VG 450 Adjustable/Brake Metal Corners**

	CENTER	FRONT	BACK	CAPTURED CONTINUOUS HEAD AND SILL	SSG CONTINUOUS HEAD AND SILL
Pivot Mullion Center	451CG071	N/A	N/A	N/A	N/A
Pivot Mullion with Weathering	450CG541	N/A	N/A	N/A	N/A
Mullion Half - Brake Metal Corners	450CG010	450VG010	450VG010	450VG010	450VG010
Pocket Zone Dam	N/A	N/A	N/A	127023	127023

**Trifab® VG 450 90° Snap Corners**

	CENTER	FRONT	BACK	CAPTURED CONTINUOUS HEAD AND SILL	SSG CONTINUOUS HEAD AND SILL
No Pocket Corner Half	450017	450017	450017	450017	N/A
One Pocket Corner Half	450CG015	450VG015	450VG015	450VG015	450VG015
One Pocket Corner Half (Opposite of 450XX015)	450CG035	450VG035	450VG035	450VG035	450VG035
Two Pocket Corner Half	450CG016	N/A	N/A	N/A	N/A
Pocket Zone Dam	N/A	N/A	N/A	127023	N/A

**Trifab® VG 450 135° Snap Corners**

	CENTER	FRONT	BACK	CAPTURED CONTINUOUS HEAD AND SILL	SSG CONTINUOUS HEAD AND SILL
135° Corner Mullion Center	451CG034	N/A	N/A	N/A	N/A
135° Pocket Insert	450CG028	N/A	N/A	N/A	N/A

**Trifab® VG 450 90° Dart Corners**

	CENTER	FRONT	BACK	CAPTURED CONTINUOUS HEAD AND SILL	SSG CONTINUOUS HEAD AND SILL
Female Dart Corner Half	N/A	450SSG015	N/A	N/A	N/A
Male Dart Corner Half	N/A	450SSG016	N/A	N/A	N/A
Dart Corner Cover (Optional for Stick System)	N/A	450SSG035	N/A	N/A	N/A
SSG Adapter for SSG Dart Corner in Standard or Light Weight Receptors (Required at Head and Sill)	N/A	450SSG528	N/A	N/A	N/A
Dart Corner Glazing Clip	N/A	250299	N/A	N/A	N/A

	CENTER	FRONT	BACK	CAPTURED CONTINUOUS HEAD AND SILL	SSG CONTINUOUS HEAD AND SILL
Outside Glazed Head or Sill Shear Block Package	N/A	450SSG524	N/A	N/A	N/A
Horizontal Shear Block Package	N/A	450SSG525	N/A	N/A	N/A
Inside Glazed Head Shear Block Package	N/A	450SSG526	N/A	N/A	N/A

**Trifab® VG 450 135° Dart Corners**

	CENTER	FRONT	BACK	CAPTURED CONTINUOUS HEAD AND SILL	SSG CONTINUOUS HEAD AND SILL
Female Dart Corner Half	N/A	450SSG115	N/A	N/A	N/A
Male Dart Corner Half	N/A	450SSG116	N/A	N/A	N/A
Dart Corner Cover (Optional for Stick System)	N/A	450SSG135	N/A	N/A	N/A
SSG Adapter for SSG Dart Corner in Standard or Light Weight Receptors (Required at Head and Sill)	N/A	450SSG628	N/A	N/A	N/A
Dart Corner Glazing Clip	N/A	250299	N/A	N/A	N/A
Outside Glazed Head or Sill Shear Block Package	N/A	450SSG624	N/A	N/A	N/A
Horizontal Shear Block Package	N/A	450SSG625	N/A	N/A	N/A
Inside Glazed Head Shear Block Package	N/A	451SSG626	N/A	N/A	N/A

**Trifab® VG 450 Glazing Materials**

	CENTER	FRONT	BACK	CAPTURED CONTINUOUS HEAD AND SILL	SSG CONTINUOUS HEAD AND SILL
Water Deflector (CAPTURED)	450105	450105	450105	450105	N/A
Water Deflector (SSG / Weatherseal)	N/A	450SSG105	N/A	N/A	450105 (JAMB) 450SSG105 (VERTICAL)
Water Deflector (Dart Corners without covers)	N/A	451SSG406	N/A	N/A	N/A
Water Deflector (Dart Corners with covers)	N/A	450105	N/A	N/A	N/A
Sill Setting Block	027366	027366	027366	027366	027366

	CENTER	FRONT	BACK	CAPTURED CONTINUOUS HEAD AND SILL	SSG CONTINUOUS HEAD AND SILL
Horizontal Setting Block	027302	027302	027302	027302	027302
Sill Setting Block Chair	N/A	450SSG425 (SSG Receptor)	N/A	450VG325	450VG325
Side Block	027084	027084	027084	027084 (VERTICAL) 123391 (JAMB)	123391 (JAMB)
Standard Push-on Gasket	027074	027074	027074	027074	027074
Two Color Standard Push-on Gasket (Use at Exterior Head/Sill Receptor Only)	N/A	027074C	N/A	N/A	N/A
Light Push-on Gasket	027076	027076	027076	027076	027076
Two Color Light Weight Push-on Gasket (Use at Exterior Head/Sill Receptor Only)	N/A	027076C	N/A	N/A	N/A
Heavy Push-on Gasket	027077	027077	027077	027077	027077
Two Color Heavy Weight Push-on Gasket (Use at Exterior Head/Sill Receptor Only)	N/A	027077C	N/A	N/A	N/A
Temporary Glazing Clip	N/A	N/A	N/A	N/A	250218
SSG Wedge Spacer (IG Only)	N/A	127008	N/A	N/A	127008
SSG Fixed Spacer (OG Only - Not for use with Weatherseal)	N/A	027475	N/A	N/A	027475

#### Trifab® VG 450 Splice Sleeves

	CENTER	FRONT	BACK	CAPTURED CONTINUOUS HEAD AND SILL	SSG CONTINUOUS HEAD AND SILL
Splice Sleeve (Silicone Sheet)	127178	127178	127178	N/A	N/A
451VG006 Splice Sleeve	451VG380	451VG380	451VG380	N/A	N/A
451VG106 Splice Sleeve	451VG381	451VG381	451VG381	N/A	N/A
450VG006 Splice Sleeve	450VG380	450VG380	450VG380	N/A	N/A
450VG106 Splice Sleeve	450VG381	450VG381	450VG381	N/A	N/A
450SSG006 Splice Sleeve	N/A	450SSG380	N/A	N/A	N/A
450SSG106 Splice Sleeve	N/A	450SSG381	N/A	N/A	N/A
90° Dart Corner Splice Plate	451VG682	451VG682	451VG682	N/A	N/A

	CENTER	FRONT	BACK	CAPTURED CONTINUOUS HEAD AND SILL	SSG CONTINUOUS HEAD AND SILL
135° Dart Corner Splice Plate	451VG683	451VG683	451VG683	N/A	N/A

**Trifab® VG 450 Anchors**

	CENTER	FRONT	BACK	CAPTURED CONTINUOUS HEAD AND SILL	SSG CONTINUOUS HEAD AND SILL
Strap Anchor (Standard and SSG Receptors)	451VG361	451VG361	451VG361	N/A	N/A
Mullion Anchor (Standard Receptor)	450CG362	450CG362	450CG362	N/A	N/A
Mullion Anchor (SSG Receptor)	N/A	450SSG362	N/A	N/A	N/A
Type "F" Mullion Anchor	450CG360	450CG360	450CG360	N/A	N/A
Corner Mullion Anchor Clips (Required for STICK SYSTEM with Brake Metal Corners)	451VG664	451VG664	451VG664	N/A	N/A
Fastener / Shim Support (3" Long) (Non-Thermal)	450126	450126	450126	450126 (HEAD) 450VG126 (JAMB/SILL)	450126 (HEAD) 450VG126 (JAMB/SILL)

**Trifab® VG 450 Miscellaneous**

	CENTER	FRONT	BACK	CAPTURED CONTINUOUS HEAD AND SILL	SSG CONTINUOUS HEAD AND SILL
Stool Trim Clip Package	069271	069271	069271	069271	069271
Flat Filler	450026	450026	450026	N/A	N/A
Caulking Backer	452145	452145	452145	N/A	N/A
Snap-in Flat Pocket Filler	450087	450087	450087	N/A	N/A
Vent Adapter	450087	450087	N/A	450087	N/A
Brake Metal Adapter	451VG150	451VG150	451VG150	N/A	N/A
Foam Tape at Brake Metal Adapter	027506	027506	027506	N/A	N/A
Backup Plate at Brake Metal Adapter	941417	941417	941417	N/A	N/A
Mullion End Cap (2" and 2-1/4" Mullion)	451VG384	451VG384	451VG384	N/A	N/A
Mullion End Cap (4-1/2" Wide Mullions)	451VG385	451VG385	451VG385	N/A	N/A

	CENTER	FRONT	BACK	CAPTURED CONTINUOUS HEAD AND SILL	SSG CONTINUOUS HEAD AND SILL
Mullion End Cap (135° Corners)	451VG386	451VG386	451VG386	N/A	N/A
Mullion End Cap (90° Corners)	451VG387	451VG387	451VG387	N/A	N/A

**Trifab® VG 450 Door Framing**

	CENTER	FRONT	BACK	CAPTURED CONTINUOUS HEAD AND SILL	SSG CONTINUOUS HEAD AND SILL
Single Acting Door Jamb with Weathering	450501	450VG019 with 069177 Door Stop	450VG019 with 069177 Door Stop	N/A	N/A
Open Back Single Acting Door Jamb with Weathering	450599	N/A	N/A	N/A	N/A
Single Acting Transom Bar with Weathering	450502	450502	450502	N/A	N/A
Single Acting Transom Bar / Header for Concealed Overhead Closer	450079	450079	450079	N/A	N/A
Double Acting Jamb Door	450019	450VG019	450VG019	N/A	N/A
Open Back Double Acting Door Jamb	450064	N/A	N/A	N/A	N/A
Double Acting Transom Bar / Header for Concealed Overhead Closer and Filler	450081 and 450500	450081 and 450500	450081 and 450500	N/A	N/A
Transom Pocket Insert	450033	450VG033	450VG033	N/A	N/A
Transom Bar Adapter	N/A	450VG022	450VG022	N/A	N/A
Transom Bar Glass Stop (Interior)	450022	450022	450022	N/A	N/A
Transom Bar Glass Stop (Exterior)	450022	451VG004	451VG004	N/A	N/A
Pocket Insert for 1/8" Wall Tube or Bottom of Transom Bar / Header	450041	450VG041	450VG041	N/A	N/A
Snap-in Flat Pocket Filler	450087	N/A	N/A	N/A	N/A
Snap-in Door Stop with Weathering	450520	N/A	N/A	N/A	N/A
Transom Bar / Header Shear Block Package	450506	450506	450506	N/A	N/A
Double Acting Concealed Overhead Closer Shear Block Package	450440	450440	450440	N/A	N/A

	<b>CENTER</b>	<b>FRONT</b>	<b>BACK</b>	<b>CAPTURED CONTINUOUS HEAD AND SILL</b>	<b>SSG CONTINUOUS HEAD AND SILL</b>
Double Acting Concealed Overhead Closer Mounting Bracket Package	050759	050759	050759	N/A	N/A
Offset Pivot Concealed Overhead Closer Shear Block Package	450548	450548	450548	N/A	N/A
Butt Hung Concealed Overhead Closer Shear Block Package	450549	450549	450549	N/A	N/A
Offset Pivot and Butt Hung Concealed Overhead Closer Mounting Bracket Package	050761	050761	050761	N/A	N/A
Door Jamb Anchor Clips for Stick System (Standard or Light Weight Receptors)	450509 Head and Sill	451VG664 Head and Sill (SSG Frames Require 451VG525 at Head)	451VG664 Head and Sill	N/A	N/A
Sill Flashing End Cap (For use at door jambs only)	450165	450165	450165	N/A	N/A

## Trifab® VersaGlaze® 451 Framing System Takeoff Guide

### Trifab® VG 451 Screw Spline System

	CENTER OG/IG STOPS DOWN	CENTER OG STOPS UP	FRONT IG BACK OG	FRONT OG BACK IG	MULTI-PLANE IG or OG
Mullion and Filler	451CG001 451CG002	451CG001 451CG002	451VG012 451VG026	451VG012 451VG026	(451VG001 w/ 451CG002) (451VG052 w/ 451CG028) (451VG069 w/ 451VG069)
Jamb	451CG001	451CG001	451VG001	451VG001	451CG001 or 451VG001
Head	451CG003	451CG001	451VG103	451VG003	CENTER- FRONT-BACK
Horizontal	451CG011	451CG011	451VG111	451VG011	CENTER- FRONT-BACK
Horizontal Filler	N/A	N/A	N/A	451VG026	CENTER- FRONT-BACK
Sill	451CG014 Center / 451FG014 Front / 451BG014 Back				CENTER- FRONT-BACK
Sill to Sill Flashing Screw	128407 Center and Back / 128583 Front				CENTER- FRONT-BACK
Glass Stop / Head and Horizontal	451CG004	451CG004	451VG104	451VG004	CENTER- FRONT-BACK
Glass Stop / Sill	451CG004 Center / 451BG004 Back				CENTER- FRONT-BACK
Flashing	451VG037	451VG037	451VG037	451VG037	451VG037
Sill Flashing Gasket (Optional)	127043	127043	127043	127043	127043
Spline Screw	028856	028856	028856	028856	028856
End Dam	451VG316	451VG316	451VG316	451VG316	451VG316
End Dam Screw	028808	028808	028808	028808	028808
Drill Fixture	451VG201	451VG201	451VG201	451VG201	451VG201



**Trifab® VG 451 Shear Block System**

	<b>CENTER OG/IG STOPS DOWN</b>	<b>CENTER OG STOPS UP</b>	<b>FRONT IG BACK OG</b>	<b>FRONT OG BACK IG</b>	<b>MULTI-PLANE IG or OG</b>
Mullion	451CG005	451CG005	451VG005	451VG005	(451VG001 w/ 451CG002) (451VG052 w/ 451CG028) (451VG069 w/ 451VG069)
Jamb	451CG001	451CG001	451VG001	451VG001	451CG001 or 451VG001
Head	451CG003	451CG001	451VG103	451VG003	CENTER- FRONT-BACK
Head Shear Block Package	451CG525	451CG525	451VG624	451VG524	CENTER- FRONT-BACK
Horizontal	451CG011	451CG003	451VG111	451VG011	CENTER- FRONT-BACK
Horizontal Filler	N/A	451CG002	N/A	451VG026	CENTER- FRONT-BACK
Horizontal Shear Block Package	451CG525	451CG525	451VG525	451VG525	CENTER- FRONT-BACK
Sill	451CG014 Center / 451FG014 Front / 451BG014 Back				CENTER- FRONT-BACK
Sill to Sill Flashing Screw	128407 Center and Back / 128583 Front				CENTER- FRONT-BACK
Glass Stop / Head and Horizontal	451CG004	451CG004	451VG104	451VG004	CENTER- FRONT-BACK
Glass Stop / Sill	451CG004 Center / 451BG004 Back				CENTER- FRONT-BACK
Sill Shear Block Package	601CG524 Center / 451VG524 Front / 450VG543 Back				CENTER- FRONT-BACK
Flashing	451VG037	451VG037	451VG037	451VG037	451VG037
Sill Flashing Gasket (Optional)	127043	127043	127043	127043	127043
End Dam	451VG316	451VG316	451VG316	451VG316	451VG316
End Dam Screw	028808	028808	028808	028808	028808
Drill Fixture	451VG200	451VG200	451VG200	451VG200	451VG200

**Trifab® VG 451 Continuous Head and Sill Punched Opening Fabrication (Front Inside Glazed Only)**

	<b>CAPTURED</b>	<b>SSG</b>	<b>WEATHERSEAL</b>
Mullion	451VG005	451SSG005	451SSG005
Jamb	451VG101	451VG101	451VG101
Head	451VG103	451VG103	451VG103
Horizontal	451VG111	451SSG111	451SSG111
Horizontal Cover	N/A	451SSG004	451SSG004

	<b>CAPTURED</b>	<b>SSG</b>	<b>WEATHERSEAL</b>
Horizontal Shear Block Package	451VG525	451VG525	451VG525
Sill	451VG101	451VG101	451VG101
Glass Stop	451VG104	451VG104	451VG104
Weatherseal	N/A	N/A	451SSG250
Spline Screw	028856	028856	028856
End Dam (Required at Head and Sill)	451VG314	451VG314	451VG314
Drill Fixture	451VG202	451VG202	451VG202

**Trifab® VG 451 Stick System (Captured)**

	<b>CENTER OG/IG STOPS DOWN</b>	<b>CENTER OG STOPS UP</b>	<b>FRONT IG BACK OG</b>	<b>FRONT OG BACK IG</b>	<b>MULTI-PLANE IG or OG</b>
Mullion	451CG005	451CG005	451VG005	451VG005	(451VG001 w/ 451CG002) (451VG052 w/ 451CG028) (451VG069 w/ 451VG069)
Jamb	451CG001	451CG001	451VG001	451VG001	451CG001 or 451VG001
Standard Head Receptor	451VG006	451VG106	451VG006	451VG006	451VG006
Head Insert	451CG008	451CG007	451VG108	451VG008	CENTER-FRONT-BACK
Horizontal	451CG065	451CG003A	451VG111	451VG011	CENTER-FRONT-BACK
Horizontal Filler	451CG066	451CG002	N/A	451VG026	CENTER-FRONT-BACK
Horizontal Shear Block Package	451CG564	451CG624	451VG525	451VG525	CENTER-FRONT-BACK
Standard Sill Receptor	451VG106	451VG006	451VG106	451VG106	451VG106
Sill Insert	451CG007	451CG008	451VG007	451VG007	CENTER-FRONT-BACK
Glass Stop	451CG004	451CG004	451VG104	451VG004	CENTER-FRONT-BACK
End Dam (Required at Head and Sill)	451VG315	451VG315	451VG315	451VG315	451VG315
Drill Fixture	451VG200	451VG200	451VG200	451VG200	451VG200
<b>OPTIONAL LIGHT WEIGHT RECEPTORS</b>					
Head Receptor	450VG006 (In lieu of 451VG006)				
Sill Receptor	450VG106 (In lieu of 451VG106)				
End Dam (Required at Head and Sill)	450115 (In lieu of 451VG315)				
<b>OPTIONAL 2-COLOR PARTS FOR FRONT INSIDE GLAZED CAPTURED - STANDARD RECEPTOR ONLY</b>					

	CENTER OG/IG STOPS DOWN	CENTER OG STOPS UP	FRONT IG BACK OG	FRONT OG BACK IG	MULTI-PLANE IG or OG
Mullion	451VG134 (In lieu of 451VG005)				
Jamb	451VG132 (In lieu of 451VG001)				
Cover - Jamb and Mullion	451VG131				
Horizontal	451SSG111 (In lieu of 451VG111)				
Cover - Horizontal	451SSG004				
Cover - Receptor	451VG130 (Fits Standard Receptor Only)				
<b>OPTIONAL SSG PARTS FOR FRONT INSIDE GLAZED CAPTURED - LIGHT WEIGHT OR STANDARD RECEPTORS</b>					
Mullion	451SSG005 (In lieu of 451VG005)				
Mullion Adapter	451SSG328 (Required at Head and Sill)				
Jamb	451VG101 (Required next to SSG Mullion)				

**Trifab® VG 451 Stick Framing (SSG/Weatherseal - SSG Receptor)**

	SSG - INSIDE GLAZED	SSG - OUTSIDE GLAZED	WEATHERSEAL - IG ONLY
Mullion	451SSG005	451SSG005	451SSG005
Jamb	451SSG005	451SSG005	451SSG005
SSG Jamb Adapter	451SSG129	451SSG129	451SSG129
SSG Head Receptor	451SSG006	451SSG106	451SSG006
Head Insert	451SSG008	451SSG007	451SSG008
Glass Stop at Head	451SSG104	N/A	451SSG104
Horizontal	451SSG111	451SSG111	451SSG111
Horizontal Cover	451SSG004	451SSG004	451SSG004
Glass Stop at Horizontal	451VG104	451VG104	451VG104
Horizontal Shear Block Package	451VG525	451VG525	451VG525
SSG Sill Receptor	451SSG106	451SSG106	451SSG106
Sill Insert	451SSG007	451SSG007	451SSG007
End Dam (Required at Head and Sill)	451VG315	451VG315	451VG315
Drill Fixture	451VG200	451VG200	451VG200
Optional Two Color Receptor Cover	451VG130	451VG130	451VG130
Weatherseal (Optional)	N/A	N/A	451SSG250

**Trifab® VG 451 Compensating Receptors**

	CENTER	FRONT	BACK	CAPTURED CONTINUOUS HEAD AND SILL	SSG CONTINUOUS HEAD AND SILL
1-Piece Compensating Receptor with Weathering (Not with HP Flashing)	451VG571	451VG571	451VG571	451VG571	451VG571
2-Piece Compensating Receptor with Weathering (Not with HP Flashing)	451VG570	451VG570	451VG570	451VG570	451VG570
Standard Compensating Receptor Face with Weathering	451VG572	451VG572	451VG572	451VG572	451VG572
Heavy Weight Compensating Receptor Face with Weathering	451VG573	451VG573	451VG573	451VG573	451VG573
Receptor End Dam	601CG317	601CG317	601CG317	601CG317	601CG317
Mullion End Load Clip for 1 or 2-Piece Compensating Receptors	451VG374	451VG374	451VG374	451VG374	451VG374
Compensating Channel	N/A	N/A	N/A	451VG327	451VG327

**Trifab® VG 451 Optional Mullions and Steel Reinforcing**

	CENTER	FRONT	BACK	CAPTURED CONTINUOUS HEAD AND SILL	SSG CONTINUOUS HEAD AND SILL
Medium Weight Split Mullion	451CG001A	N/A	N/A	N/A	N/A
Heavy Weight Split Mullion	451CG013	N/A	N/A	N/A	N/A
Extra Heavy Weight Split Mullion	451CG113	N/A	N/A	N/A	N/A
2-1/4" Split Mullion (Accepts 450110 Steel Reinforcing)	451CG112	N/A	N/A	N/A	N/A
Tube Mullion *(Accepts 450110 Steel Reinforcing)	*451CG005A	451VG014	451VG014	N/A	N/A
Steel Reinforcing	450110 or 400110	BAR STOCK	BAR STOCK	BAR STOCK	BAR STOCK

**Trifab® VG 451 Expansion Mullions**

	CENTER	FRONT	BACK	CAPTURED CONTINUOUS HEAD AND SILL	SSG CONTINUOUS HEAD AND SILL
Expansion Mullion Male Half with Weathering	451CG540	451VG540	451VG540	N/A	N/A



	CENTER	FRONT	BACK	CAPTURED CONTINUOUS HEAD AND SILL	SSG CONTINUOUS HEAD AND SILL
Expansion Mullion Female Half	451CG010	451VG010	451VG010	N/A	N/A
Heavy Weight Expansion Mullion Female Half	451CG010A	451VG010A	451VG010A	N/A	N/A

**Trifab® VG 451 Sidelite Bases**

	CENTER	FRONT	BACK	CAPTURED CONTINUOUS HEAD AND SILL	SSG CONTINUOUS HEAD AND SILL
Wide Sidelite Base (Requires Two 451CG004 Glass Stops)	450027	N/A	N/A	N/A	N/A
Wide Sidelite Base Shear Block Package	451CG524	N/A	N/A	N/A	N/A
Sill Clip for Wide Sidelite	451CG365	N/A	N/A	N/A	N/A
Sill Clip for Wide Sidelite (For vestibule application)	450109	N/A	N/A	N/A	N/A
4-1/2" to 5-3/4" Sidelite Base	450028	N/A	N/A	N/A	N/A
6-15/16" to 8-3/16" Sidelite Base	450029	N/A	N/A	N/A	N/A
Sill Channel for Sidelite Base	450031	N/A	N/A	N/A	N/A
Glass Stop for 1/4" Infill	450030	N/A	N/A	N/A	N/A
Glass Stop for 1" Infill	451027	N/A	N/A	N/A	N/A
Narrow Sidelite Base Shear Block Package	450508	N/A	N/A	N/A	N/A

**Trifab® VG 451 Optional Horizontals**

	CENTER	FRONT	BACK	CAPTURED CONTINUOUS HEAD AND SILL	SSG CONTINUOUS HEAD AND SILL
4-1/2" x 4-1/2" Horizontal	451CG035 and 451CG115	N/A	N/A	N/A	N/A
4-1/2" x 4-1/2" Sill Clip (2 Per DLO)	451CG366	N/A	N/A	N/A	N/A
4-1/2" x 4-1/2" Sill Clip (2 Per DLO for vestibule application)	457531	N/A	N/A	N/A	N/A

	CENTER	FRONT	BACK	CAPTURED CONTINUOUS HEAD AND SILL	SSG CONTINUOUS HEAD AND SILL
4-1/2" x 4-1/2" Shear Block Package	451CG617	N/A	N/A	N/A	N/A

**Trifab® VG 451 Adjustable/Brake Metal Corners**

	CENTER	FRONT	BACK	CAPTURED CONTINUOUS HEAD AND SILL	SSG CONTINUOUS HEAD AND SILL
Pivot Mullion Center	451CG071	N/A	N/A	N/A	N/A
Pivot Mullion with Weathering	451CG541	N/A	N/A	N/A	N/A
Mullion Half - Brake Metal Corners	451CG010	451VG010	451VG010	451VG010	451VG010
Pocket Zone Dam	N/A	N/A	N/A	127009	127009

**Trifab® VG 451 90° Snap Corners**

	CENTER	FRONT	BACK	CAPTURED CONTINUOUS HEAD AND SILL	SSG CONTINUOUS HEAD AND SILL
No Pocket Corner Half	450017	450017	450017	450017	N/A
One Pocket Corner Half	451CG015	451VG015	451VG015	451VG015	451VG015
One Pocket Corner Half (Opposite of 451XX015)	451CG035	451VG035	451VG035	451VG035	451VG035
Two Pocket Corner Half	451CG016	N/A	N/A	N/A	N/A
Pocket Zone Dam	N/A	N/A	N/A	127009	N/A

**Trifab® VG 451 135° Snap Corners**

	CENTER	FRONT	BACK	CAPTURED CONTINUOUS HEAD AND SILL	SSG CONTINUOUS HEAD AND SILL
135° Corner Mullion Center	451CG034	N/A	N/A	N/A	N/A
135° Pocket Insert	451CG028	N/A	N/A	N/A	N/A

**Trifab® VG 451 90° Dart Corners**

	CENTER	FRONT	BACK	CAPTURED CONTINUOUS HEAD AND SILL	SSG CONTINUOUS HEAD AND SILL
Female Dart Corner Half	N/A	451SSG015	N/A	N/A	N/A
Male Dart Corner Half	N/A	451SSG016	N/A	N/A	N/A



	CENTER	FRONT	BACK	CAPTURED CONTINUOUS HEAD AND SILL	SSG CONTINUOUS HEAD AND SILL
Dart Corner Cover (Optional for STICK SYSTEM)	N/A	451SSG035	N/A	N/A	N/A
SSG Adapter for SSG Dart Corner in Standard or Light Weight Receptors (Required a Head and Sill)	N/A	451SSG528	N/A	N/A	N/A
Dart Corner Glazing Clip	N/A	250299	N/A	N/A	N/A
Outside Glazed Head or Sill Shear Block Package	N/A	451SSG524	N/A	N/A	N/A
Horizontal Shear Block Package	N/A	451SSG525	N/A	N/A	N/A
Inside Glazed Head Shear Block Package	N/A	451SSG526	N/A	N/A	N/A

**Trifab® VG 451 135° Dart Corners**

	CENTER	FRONT	BACK	CAPTURED CONTINUOUS HEAD AND SILL	SSG CONTINUOUS HEAD AND SILL
Female Dart Corner Half	N/A	451SSG115	N/A	N/A	N/A
Male Dart Corner Half	N/A	451SSG116	N/A	N/A	N/A
Dart Corner Cover (Optional for STICK SYSTEM)	N/A	451SSG135	N/A	N/A	N/A
SSG Adapter for SSG Dart Corner in Standard or Light Weight Receptors (Required at Head and Sill)	N/A	451SSG628	N/A	N/A	N/A
Dart Corner Glazing Clip	N/A	250299	N/A	N/A	N/A
Outside Glazed Head or Sill Shear Block Package	N/A	451SSG624	N/A	N/A	N/A
Horizontal Shear Block Package	N/A	451SSG625	N/A	N/A	N/A
Inside Glazed Head Shear Block Package	N/A	451SSG626	N/A	N/A	N/A

**Trifab® VG 451 Pre-Glazed Option (Screw Spline Only)**

	CENTER	FRONT	BACK	CAPTURED CONTINUOUS HEAD AND SILL	SSG CONTINUOUS HEAD AND SILL
Pre-Glazed First Bay Jamb - Standard Weight	451CG080	N/A	N/A	N/A	N/A

	CENTER	FRONT	BACK	CAPTURED CONTINUOUS HEAD AND SILL	SSG CONTINUOUS HEAD AND SILL
Pre-Glazed Shallow Pocket Mullion Half - Standard Weight (451CG081 with weathering)	451CG581	N/A	N/A	N/A	N/A
Pre-Glazed Deep Pocket Mullion Half - Standard Weight	451CG082	N/A	N/A	N/A	N/A
Pre-Glazed Last Bay Jamb - Standard Weight	451CG083	N/A	N/A	N/A	N/A
Pre-Glazed Last Bay Jamb - Heavy Weight	451CG083A	N/A	N/A	N/A	N/A
Pre-Glazed Last Bay Filler - Standard Weight (451CG084 with weathering)	451CG584	N/A	N/A	N/A	N/A
Setting Block 5/8" x 1-13/32" x 1-13/32"	127461	N/A	N/A	N/A	N/A
Setting Block 3/16" x 1-13/32" x 1-13/32"	127462	N/A	N/A	N/A	N/A

#### Trifab® VG 451 Glazing Materials

	CENTER	FRONT	BACK	CAPTURED CONTINUOUS HEAD AND SILL	SSG CONTINUOUS HEAD AND SILL
Water Deflector (CAPTURED)	451105	451105	451105	451105	N/A
Water Deflector (SSG/ Weatherseal)	N/A	451SSG105	N/A	N/A	451105 (JAMB) 451SSG105 (VERTICAL)
Water Deflector (Dart Corners without covers)	N/A	451SSG406	N/A	N/A	N/A
Water Deflector (Dart Corners with covers)	N/A	451105	N/A	N/A	N/A
Sill Setting Block	027073	027073	027073	027081 (2 REQ)	027081 (2 REQ)
Horizontal Setting Block	027081	027081	027081	027081	027081
Sill Setting Block Chair	N/A	451SSG425 (SSG RECEPTOR)	N/A	451SSG425	451SSG425
Side Block	480520	480520	480520	480520 (VERTICAL) 123391 (JAMB)	123391 (JAMB)



	<b>CENTER</b>	<b>FRONT</b>	<b>BACK</b>	<b>CAPTURED CONTINUOUS HEAD AND SILL</b>	<b>SSG CONTINUOUS HEAD AND SILL</b>
Standard Push-on Gasket	027074	027074	027074	027074	027074
Two Color Standard Push-on Gasket (Use at Exterior Head/Sill Receptor Only)	N/A	027074C	N/A	N/A	N/A
Light Push-on Gasket	027076	027076	027076	027076	027076
Two Color Light Weight Push-on Gasket (Use at Exterior Head/Sill Receptor Only)	N/A	027076C	N/A	N/A	N/A
Heavy Push-on Gasket	027077	027077	027077	027077	027077
Two Color Heavy Weight Push-on Gasket (Use at Exterior Head/Sill Receptor Only)	N/A	027077C	N/A	N/A	N/A
Temporary Glazing Clip	N/A	N/A	N/A	N/A	250218
SSG Wedge Spacer (IG Only)	N/A	127008	N/A	N/A	127008
SSG Fixed Spacer (OG Only - Not for Use with Weatherseal)	N/A	027475	N/A	N/A	027475
1/4" Spandrel Weatherseal (Requires 451SSG029 Adapter)	N/A	N/A	N/A	N/A	450SSG250

**Trifab® VG 451 Splice Sleeves**

	<b>CENTER</b>	<b>FRONT</b>	<b>BACK</b>	<b>CAPTURED CONTINUOUS HEAD AND SILL</b>	<b>SSG CONTINUOUS HEAD AND SILL</b>
Splice Sleeve (Silicone Sheet)	127178	127178	127178	N/A	N/A
451VG006 Splice Sleeve	451VG380	451VG380	451VG380	N/A	N/A
451VG106 Splice Sleeve	451VG381	451VG381	451VG381	N/A	N/A
450VG006 Splice Sleeve	450VG380	450VG380	450VG380	N/A	N/A
450VG106 Splice Sleeve	450VG381	450VG381	450VG381	N/A	N/A
451SSG006 Splice Sleeve	N/A	451SSG380	N/A	N/A	N/A
451SSG106 Splice Sleeve	N/A	451SSG381	N/A	N/A	N/A
90° Dart Corner Splice Plate	451VG682	451VG682	451VG682	N/A	N/A
135° Dart Corner Splice Plate	451VG683	451VG683	451VG683	N/A	N/A

**Trifab® VG 451 Anchors**

	CENTER	FRONT	BACK	CAPTURED CONTINUOUS HEAD AND SILL	SSG CONTINUOUS HEAD AND SILL
Strap Anchor (Standard and SSG Receptors)	451VG361	451VG361	451VG361	N/A	N/A
Mullion Anchor (Standard Receptor)	451CG362	451VG362	451VG362	N/A	N/A
Mullion Anchor (SSG Receptor)	N/A	451SSG362	N/A	N/A	N/A
Type "F" Mullion Anchor	451CG360	451VG360	451VG360	N/A	N/A
Corner Mullion Anchor Clips (Required for STICK SYSTEM with Brake Metal Corners)	451VG664	451VG664	451VG664	N/A	N/A
Fastener / Shim Support (3" Long) (Non-Thermal)	450126	450126	450126	450126 (HEAD) 451VG126 (JAMB/SILL)	450126 (HEAD) 451VG126 (JAMB/SILL)

**Trifab® VG 451 Miscellaneous**

	CENTER	FRONT	BACK	CAPTURED CONTINUOUS HEAD AND SILL	SSG CONTINUOUS HEAD AND SILL
Stool Trim Clip Package	069271	069271	069271	069271	069271
Flat Filler	450026	450026	450026	N/A	N/A
Caulking Backer	452145	452145	452145	N/A	N/A
Snap-in Flat Pocket Filler	451087	451087	451087	N/A	N/A
Vent Adapter	469407	469407	N/A	469407	N/A
1/4" Snap-in Infill Adapter	451VG029	451VG029	451VG029	451VG029	N/A
5/8" Snap-in Infill Adapter	451VG030	451VG030	451VG030	451VG030	N/A
SSG 1/4" Infill Adapter	N/A	451SSG029 Full 451SSG029A Half	N/A	N/A	451SSG029 Full 451SSG029A Half
Brake Metal Adapter	451VG150	451VG150	451VG150	N/A	N/A
Foam Tape at Brake Metal Adapter	027506	027506	027506	N/A	N/A
Angle at Brake Metal Adapter	027182	027182	027182	N/A	N/A
Mullion End Cap (2" and 2-1/4" Mullion)	451VG384	451VG384	451VG384	N/A	N/A
Mullion End Cap (4-1/2" Wide Mullions)	451VG385	451VG385	451VG385	N/A	N/A

	CENTER	FRONT	BACK	CAPTURED CONTINUOUS HEAD AND SILL	SSG CONTINUOUS HEAD AND SILL
Mullion End Cap (135° Corners)	451VG386	451VG386	451VG386	N/A	N/A
Mullion End Cap (90° Corners)	451VG387	451VG387	451VG387	N/A	N/A

**Trifab® VG 451 Door Framing**

	CENTER	FRONT	BACK	CAPTURED CONTINUOUS HEAD AND SILL	SSG CONTINUOUS HEAD AND SILL
Single Acting Jamb with Weathering	451501	451VG019 with 069177 Door Stop	451VG019 with 069177 Door Stop	N/A	N/A
Open Back Single Acting Door Jamb with Weathering	451599	N/A	N/A	N/A	N/A
Single Acting Transom Bar with Weathering	451502	451502	451502	N/A	N/A
Single Acting Transom Bar / Header for Concealed Overhead Closer	451079	451079	451079	N/A	N/A
Double Acting Door Jamb	451019	451VG019	451VG019	N/A	N/A
Open Back Double Acting Door Jamb	451064	N/A	N/A	N/A	N/A
Double Acting Transom Bar / Header for Concealed Overhead Closer and Filler	451081 and 450500	451081 and 450500	451081 and 450500	N/A	N/A
Transom Pocket Insert	451026	451VG033	451VG033	N/A	N/A
Transom Bar Adapter	N/A	451VG022	451VG022	N/A	N/A
Transom Bar Glass Stop (Interior)	450022	450022	450022	N/A	N/A
Transom Bar Glass Stop (Exterior)	450022	451VG004	451VG004	N/A	N/A
Pocket Insert for 1/8" Wall Tube or Bottom of Transom Bar / Header	451041	451VG041	451VG041	N/A	N/A
Snap-in Flat Pocket Filler	451087	N/A	N/A	N/A	N/A
Snap-in Door Stop with Weathering	451520	N/A	N/A	N/A	N/A
Transom Bar / Header Shear Block Package	450506	450506	450506	N/A	N/A
Double Acting Concealed Overhead Closer Shear Block Package	451440	451440	451440	N/A	N/A

	<b>CENTER</b>	<b>FRONT</b>	<b>BACK</b>	<b>CAPTURED CONTINUOUS HEAD AND SILL</b>	<b>SSG CONTINUOUS HEAD AND SILL</b>
Double Acting Concealed Overhead Closer Mounting Bracket Package	050759	050759	050759	N/A	N/A
Offset Pivot Concealed Overhead Closer Shear Block Package	451548	451548	451548	N/A	N/A
Butt Hung Concealed Overhead Closer Shear Block Package	451549	451549	451549	N/A	N/A
Offset Pivot and Butt Hung Concealed Overhead Closer Mounting Bracket Package	050761	050761	050761	N/A	N/A
Door Jamb Anchor Clips for Stick System (Standard or Light Weight Receptors)	450509 Head and Sill	451VG525 (IG Head) 451VG664 (OG Head) 451VG664 (Sill)	451VG525 (IG Head) 451VG664 (OG Head) 451VG664 (Sill)	N/A	N/A
Sill Flashing End Cap (For use at door jambs only)	451165	451165	451165	N/A	N/A

## Trifab® VersaGlaze® 451T Framing System Takeoff Guide

### Trifab® VG 451T Screw Spline System

	CENTER OG/IG STOPS DOWN	CENTER OG STOPS UP	FRONT IG BACK OG	FRONT OG BACK IG	MULTI-PLANE IG or OG
Mullion and Filler	451TCG001 451TCG002	451TCG001 451TCG002	451TVG012 451VG026	451TVG012 451VG026	(451TVG001 w/451TCG002) (451TVG052 w/451TCG028) (451TVG069 w/451TVG069)
Jamb	451TCG001	451TCG001	451TVG001	451TVG001	451TCG001 or 451TVG001
Head	451TCG003	451TCG001	451TVG103	451TVG103	CENTER- FRONT-BACK
Horizontal	451TCG011	451TCG011	451TVG111	451TVG111	CENTER- FRONT-BACK
Horizontal Filler	N/A	N/A	N/A	451VG026	CENTER- FRONT-BACK
Sill	451TCG014 Center / 451TFG014 Front / 451TBG014 Back				CENTER- FRONT-BACK
Sill to Sill Flashing Screw	128407 Center and Back / 128583 Front				CENTER- FRONT-BACK
Glass Stop / Head and Horizontal	451CG004	451CG004	451VG104	451VG104	CENTER- FRONT-BACK
Glass Stop / Sill	451CG004 Center / 451BG004 Back				CENTER- FRONT-BACK
Flashing	451TVG037	451TVG037	451TVG037	451TVG037	CENTER- FRONT-BACK
Sill Flashing Gasket (Optional)	127043	127043	127043	127043	127043
Spline Screw	028856	028856	028856	028856	028856
End Dam	451TVG316	451TVG316	451TVG316	451TVG316	451TVG316
End Dam Screw	028808	028808	028808	028808	028808
Drill Fixture	451VG201	451VG201	451VG201	451VG201	451VG201

**Trifab® VG 451T Shear Block System**

	<b>CENTER OG/IG STOPS DOWN</b>	<b>CENTER OG STOPS UP</b>	<b>FRONT IG BACK OG</b>	<b>FRONT OG BACK IG</b>	<b>MULTI-PLANE IG or OG</b>
Mullion	451TCG005	451TCG005	451TVG005	451TVG005	(451TVG001 w/451TCG002) (451TVG052 w/451TCG028) (451TVG069 w/451TVG069)
Jamb	451TCG001	451TCG001	451TVG001	451TVG001	451TCG001 or 451TVG001
Head	451TCG003	451TCG003	451TVG103	451TVG103	CENTER- FRONT-BACK
Head Shear Block Package	451CG525	451CG525	451VG624	451VG624	CENTER- FRONT-BACK
Horizontal	451TCG011	451TCG011	451TVG111	451TVG111	CENTER- FRONT-BACK
Horizontal Filler	N/A	N/A	N/A	451VG026	CENTER- FRONT-BACK
Horizontal Shear Block Package	451CG525	451CG525	451VG525	451VG525	CENTER- FRONT-BACK
Sill	451TCG014 Center / 451TFG014 Front / 451TBG014 Back				CENTER- FRONT-BACK
Sill to Sill Flashing Screw	128407 Center and Back / 128583 Front				CENTER- FRONT-BACK
Sill Shear Block Package	601CG524 Center / 451VG524 Front / 450VG543 Back				CENTER- FRONT-BACK
Glass Stop / Head and Horizontal	451CG004	451CG004	451VG104	451VG104	CENTER- FRONT-BACK
Glass Stop / Sill	451CG004 Center / 451BG004 Back				CENTER- FRONT-BACK
Flashing	451TVG037	451TVG037	451TVG037	451TVG037	451TVG037
Sill Flashing Gasket (Optional)	127043	127043	127043	127043	127043
End Dam	451TVG316	451TVG316	451TVG316	451TVG316	451TVG316
End Dam Screw	028808	028808	028808	028808	028808
Drill Fixture	451VG200	451VG200	451VG200	451VG200	451VG200

**Trifab® VG 451T Continuous Head and Sill Punched Opening Fabrication (Front Inside Glazed Only)**

	<b>CAPTURED</b>	<b>SSG</b>	<b>WEATHERSEAL</b>
Mullion	451TVG005	451SSG005	451SSG005
Jamb	451TVG101	451TVG101	451TVG101
Head	451TVG103	451TVG103	451TVG103
Horizontal	451TVG111	451TSSG111	451TSSG111
Horizontal Cover	N/A	451SSG004	451SSG004

	<b>CAPTURED</b>	<b>SSG</b>	<b>WEATHERSEAL</b>
Horizontal Shear Block Package	451VG525	451VG525	451VG525
Sill	451TVG101	451TVG101	451TVG101
Glass Stop	451VG104	451VG104	451VG104
Weatherseal	N/A	N/A	451SSG250
Spline Screw	028856	028856	028856
End Dam (Required at Head and Sill)	451VG314	451VG314	451VG314
Drill Fixture	451VG202	451VG202	451VG202

**Trifab® VG 451T Stick Framing (Captured)**

	<b>CENTER OG/IG STOPS DOWN</b>	<b>CENTER OG STOPS UP</b>	<b>FRONT IG BACK OG</b>	<b>FRONT OG BACK IG</b>	<b>MULTI-PLANE IG or OG</b>
Mullion	451TCG005	451TCG005	451TVG005	451TVG005	(451TVG001 w/451TCG002) (451TVG052 w/451TCG028) (451TVG069 w/451TVG069)
Jamb	451TCG001	451TCG001	451TVG001	451TVG001	451TCG001 or 451TVG001
Standard Head Receptor	451TVG006	451TVG106	451TVG006	451TVG006	451TVG006
Head Insert	451TCG008	451TCG007	451TVG108	451TVG008	CENTER- FRONT-BACK
Horizontal	451TCG065	451TCG003	451TVG111	451TVG011	CENTER- FRONT-BACK
Horizontal Filler	451TCG066	451TCG002	N/A	451VG026	CENTER- FRONT-BACK
Horizontal Shear Block Package	451CG564	451CG525	451VG525	451VG525	CENTER- FRONT-BACK
Standard Sill Receptor	451TVG106	451TVG006	451TVG106	451TVG106	451TVG106
Sill Insert	451TCG007	451TCG008	451TVG007	451TVG007	CENTER- FRONT-BACK
Glass Stop	451CG004	451CG004	451VG104	451VG004	CENTER- FRONT-BACK
End Dam (Required at Head and Sill)	451VG315	451VG315	451VG315	451VG315	451VG315
Drill Fixture	451VG200	451VG200	451VG200	451VG200	451VG200
<b>OPTIONAL 2-COLOR PARTS FOR FRONT INSIDE GLAZED CAPTURED - STANDARD RECEPTOR ONLY</b>					
Mullion	451TVG134 (In lieu of 451TVG005)				
Jamb	451TVG132 (In lieu of 451TVG001)				
Horizontal	451TSSG111 (In lieu of 451TVG111)				
Cover - Horizontal	451SSG004				

	CENTER OG/IG STOPS DOWN	CENTER OG STOPS UP	FRONT IG BACK OG	FRONT OG BACK IG	MULTI-PLANE IG or OG
Cover - Receptor	451VG130 (Fits Standard Receptor Only)				
<b>OPTIONAL SSG PARTS FOR FRONT INSIDE GLAZED CAPTURED - LIGHTWEIGHT OR STANDARD RECEPTORS</b>					
Mullion	451SSG005 (In lieu of 451TVG005)				
Mullion Adapter	451TSSG328 (Required at Head and Sill)				
Jamb	451TVG101 (Required next to SSG Mullion)				

#### Trifab® VG 451T Stick Framing (SSG/Weatherseal - SSG Receptor)

	SSG - INSIDE GLAZED	SSG - OUTSIDE GLAZED	WEATHERSEAL - IG ONLY
Mullion	451SSG005	451SSG005	451SSG005
Jamb	451SSG005	451SSG005	451SSG005
SSG Jamb Adapter	451TSSG129	451TSSG129	451TSSG129
SSG Head Receptor	451TSSG006	451TSSG006	451TSSG006
Head Insert	451SSG008	451SSG007	451SSG008
Glass Stop at Head	451SSG104	N/A	451SSG104
Horizontal	451TSSG111	451TSSG111	451TSSG111
Horizontal Cover	451SSG004	451SSG004	451SSG004
Glass Stop at Horizontal	451VG104	451VG104	451VG104
Horizontal Shear Block Package	451VG525	451VG525	451VG525
SSG Sill Receptor	451TSSG106	451TSSG106	451TSSG106
Sill Insert	451SSG007	451SSG007	451SSG007
End Dam (Required at Head and Sill)	451VG315	451VG315	451VG315
Drill Fixture	451VG200	451VG200	451VG200
Optional Two Color Receptor Cover	451VG130	451VG130	451VG130
Weatherseal (Optional)	N/A	N/A	451SSG250

#### Trifab® VG 451T Compensating Receptors

	CENTER	FRONT	BACK	CAPTURED CONTINUOUS HEAD AND SILL	SSG CONTINUOUS HEAD AND SILL
1-Piece Compensating Receptor with Weathering (Not with HP Flashing)	451TVG571	451TVG571	451TVG571	451TVG571	451TVG571
2-Piece Compensating Receptor with Weathering (Not with HP Flashing)	451TVG570	451TVG570	451TVG570	451TVG570	451TVG570



	CENTER	FRONT	BACK	CAPTURED CONTINUOUS HEAD AND SILL	SSG CONTINUOUS HEAD AND SILL
Standard Compensating Receptor Face with Weathering	451VG572	451VG572	451VG572	451VG572	451VG572
Heavy Weight Compensating Receptor Face with Weathering	451VG573	451VG573	451VG573	451VG573	451VG573
Receptor End Dam	601CG317	601CG317	601CG317	601CG317	601CG317
Mullion End Load Clip for 1 or 2-Piece Compensating Receptors	451VG374	451VG374	451VG374	451VG374	451VG374
Compensating Channel	N/A	N/A	N/A	451VG327	451VG327

#### Trifab® VG 451T Optional Mullions and Steel Reinforcing

	CENTER	FRONT	BACK	CAPTURED CONTINUOUS HEAD AND SILL	SSG CONTINUOUS HEAD AND SILL
Medium Weight Split Mullion	451TCG001A	N/A	N/A	N/A	N/A
Heavy Weight Split Mullion	451TCG013	N/A	N/A	N/A	N/A
Extra Heavy Weight Split Mullion	451TCG113	N/A	N/A	N/A	N/A
2-1/4" Split Mullion (Accepts 450110 Steel Reinforcing)	451TCG112	N/A	N/A	N/A	N/A
Heavy Weight Tube Mullion	N/A	451TVG014	451TVG014	N/A	N/A
Steel Reinforcing	450110 or 400110	BAR STOCK	BAR STOCK	BAR STOCK	BAR STOCK

#### Trifab® VG 451T Expansion Mullions

	CENTER	FRONT	BACK	CAPTURED CONTINUOUS HEAD AND SILL	SSG CONTINUOUS HEAD AND SILL
Expansion Mullion Male Half with Weathering	451TCG540	451TVG540	451TVG540	N/A	N/A
Expansion Mullion Female Half	451TCG010	451TVG010	451TVG010	N/A	N/A
Heavy Weight Expansion Mullion Female Half	451TCG010A	451TVG010A	451TVG010A	N/A	N/A

**Trifab® VG 451T Sidelite Bases**

	CENTER	FRONT	BACK	CAPTURED CONTINUOUS HEAD AND SILL	SSG CONTINUOUS HEAD AND SILL
Wide Sidelite Base (Requires Two 451CG004 Glass Stops)	450027	N/A	N/A	N/A	N/A
Wide Sidelite Base Shear Block Package	451CG524	N/A	N/A	N/A	N/A
Sill Clip for Wide Sidelite	451TCG365	N/A	N/A	N/A	N/A
Sill Clip for Wide Sidelite (For vestibule application)	450109	N/A	N/A	N/A	N/A
4-1/2" to 5-3/4" Sidelite Base	450028	N/A	N/A	N/A	N/A
6-15/16" to 8-3/16" Sidelite Base	450029	N/A	N/A	N/A	N/A
Sill Channel for Sidelite Base	450031	N/A	N/A	N/A	N/A
Glass Stop for 1/4" Infill	450030	N/A	N/A	N/A	N/A
Glass Stop for 1" Infill	451027	N/A	N/A	N/A	N/A
Narrow Sidelite Base Shear Block Package	450508	N/A	N/A	N/A	N/A

**Trifab® VG 451T Optional Horizontals**

	CENTER	FRONT	BACK	CAPTURED CONTINUOUS HEAD AND SILL	SSG CONTINUOUS HEAD AND SILL
4-1/2" x 4-1/2" Horizontal	451TCG035 and 451TCG115	N/A	N/A	N/A	N/A
4-1/2" x 4-1/2" Sill Clip (2 Per DLO)	451CG366	N/A	N/A	N/A	N/A
4-1/2" x 4-1/2" Sill Clip (2 Per DLO for vestibule application)	457531	N/A	N/A	N/A	N/A
4-1/2" x 4-1/2" Shear Block Package	451CG617	N/A	N/A	N/A	N/A

**Trifab® VG 451T Adjustable/Brake Metal Corners**

	CENTER	FRONT	BACK	CAPTURED CONTINUOUS HEAD AND SILL	SSG CONTINUOUS HEAD AND SILL
Pivot Mullion Center	451TCG071	N/A	N/A	N/A	N/A
Pivot Mullion with Weathering	451TCG541	N/A	N/A	N/A	N/A

	CENTER	FRONT	BACK	CAPTURED CONTINUOUS HEAD AND SILL	SSG CONTINUOUS HEAD AND SILL
Mullion Half - Brake Metal Corners	451TCG010	451TCG010	451TCG010	451TCG010	451TCG010
Pocket Zone Dam	N/A	N/A	N/A	127009	127009

**Trifab® VG 451T 90° Snap Corners**

	CENTER	FRONT	BACK	CAPTURED CONTINUOUS HEAD AND SILL	SSG CONTINUOUS HEAD AND SILL
No Pocket Corner Half	450017	450017	450017	450017	N/A
One Pocket Corner Half	451TCG015	451TVG015	451TVG015	451TVG015	451TVG015
One Pocket Corner Half (Opposite of 451XX015)	451TCG035	451TVG035	451TVG035	451TVG035	451TVG035
Two Pocket Corner Half	451TCG016	N/A	N/A	N/A	N/A
Pocket Zone Dam	N/A	N/A	N/A	127009	N/A

**Trifab® VG 451T 135° Snap Corners**

	CENTER	FRONT	BACK	CAPTURED CONTINUOUS HEAD AND SILL	SSG CONTINUOUS HEAD AND SILL
135° Corner Mullion Center	451TCG034	N/A	N/A	N/A	N/A
135° Pocket Insert	451TCG028	N/A	N/A	N/A	N/A

**Trifab® VG 451T 90° Dart Corners**

	CENTER	FRONT	BACK	CAPTURED CONTINUOUS HEAD AND SILL	SSG CONTINUOUS HEAD AND SILL
Female Dart Corner Half	N/A	451SSG015	N/A	N/A	N/A
Male Dart Corner Half	N/A	451SSG016	N/A	N/A	N/A
Dart Corner Cover (Optional for Stick System)	N/A	451SSG035	N/A	N/A	N/A
SSG Adapter for SSG Dart Corner in Standard or Light Weight Receptors (Required at Head and Sill)	N/A	451SSG528	N/A	N/A	N/A
Dart Corner Glazing Clip	N/A	250299	N/A	N/A	N/A
Outside Glazed Head or Sill Shear Block Package	N/A	451SSG524	N/A	N/A	N/A
Horizontal Shear Block Package	N/A	451SSG525	N/A	N/A	N/A

	CENTER	FRONT	BACK	CAPTURED CONTINUOUS HEAD AND SILL	SSG CONTINUOUS HEAD AND SILL
Inside Glazed Head Shear Block Package	N/A	451SSG526	N/A	N/A	N/A

**Trifab® VG 451T 135° Dart Corners**

	CENTER	FRONT	BACK	CAPTURED CONTINUOUS HEAD AND SILL	SSG CONTINUOUS HEAD AND SILL
Female Dart Corner Half	N/A	451SSG115	N/A	N/A	N/A
Male Dart Corner Half	N/A	451SSG116	N/A	N/A	N/A
Dart Corner Cover (Optional for STICK SYSTEM)	N/A	451SSG135	N/A	N/A	N/A
SSG Adapter for SSG Dart Corner in Standard or Light Weight Receptors (Required at Head and Sill)	N/A	451SSG628	N/A	N/A	N/A
Dart Corner Glazing Clip	N/A	250299	N/A	N/A	N/A
Outside Glazed Head or Sill Shear Block Package	N/A	451SSG624	N/A	N/A	N/A
Horizontal Shear Block Package	N/A	451SSG625	N/A	N/A	N/A
Inside Glazed Head Shear Block Package	N/A	451SSG626	N/A	N/A	NA

**Trifab® VG 451T Pre-Glazed Option (Screw Spline Only)**

	CENTER	FRONT	BACK	CAPTURED CONTINUOUS HEAD AND SILL	SSG CONTINUOUS HEAD AND SILL
Pre-Glazed First Bay Jamb - Standard Weight	451TCG080	N/A	N/A	N/A	N/A
Pre-Glazed Shallow Pocket Mullion Half -Standard Weight (451CG081 with weathering)	451TCG581	N/A	N/A	N/A	N/A
Pre-Glazed Deep Pocket Mullion Half - Standard Weight	451TCG082	N/A	N/A	N/A	N/A
Pre-Glazed Last Bay Jamb - Standard Weight	451TCG083	N/A	N/A	N/A	N/A
Pre-Glazed Last Bay Jamb - Heavy Weight	451TCG083A	N/A	N/A	N/A	N/A

	CENTER	FRONT	BACK	CAPTURED CONTINUOUS HEAD AND SILL	SSG CONTINUOUS HEAD AND SILL
Pre-Glazed Last Bay Filler - Standard Weight (451TCG084 with weathering)	451TCG584	N/A	N/A	N/A	N/A
Setting Block 5/8" x 1-13/32" x 1-13/32"	127461	N/A	N/A	N/A	N/A
Setting Block 3/16" x 1-13/32" x 1-13/32"	127462	N/A	N/A	N/A	N/A

**Trifab® VG 451T Glazing Materials**

	CENTER	FRONT	BACK	CAPTURED CONTINUOUS HEAD AND SILL	SSG CONTINUOUS HEAD AND SILL
Water Deflector (CAPTURED)	451105	451105	451105	451105	N/A
Water Deflector (SSG/ Weatherseal)	N/A	451SSG105	N/A	N/A	451105 (JAMB) 451SSG105 (VERTICAL)
Water Deflector (Dart Corners without covers)	N/A	451SSG406	N/A	N/A	N/A
Water Deflector (Dart Corners with covers)	N/A	451105	N/A	N/A	N/A
Sill Setting Block	027073	027073	027073	027081 (2 REQ)	027081 (2 REQ)
Horizontal Setting Block	027081	027081	027081	027081	027081
Sill Setting Block Chair	N/A	451SSG425 (SSG Receptor)	N/A	451SSG425	451SSG425
Side Block	480520	480520	480520	480520 (VERTICAL) 123391 (JAMB)	123391 (JAMB)
Standard Push-on Gasket	027074	027074	027074	027074	027074
Two Color Standard Push-on Gasket (Use at Exterior Head/Sill Receptor Only)	N/A	027074C	N/A	N/A	N/A
Light Push-on Gasket	027076	027076	027076	027076	027076
Two Color Light Weight Push-on Gasket (Use at Exterior Head/Sill Receptor Only)	N/A	027076C	N/A	N/A	N/A
Heavy Push-on Gasket	027077	027077	027077	027077	027077

	CENTER	FRONT	BACK	CAPTURED CONTINUOUS HEAD AND SILL	SSG CONTINUOUS HEAD AND SILL
Two Color Heavy Weight Push-on Gasket (Use at Exterior Head/Sill Receptor Only)	N/A	027077C	N/A	N/A	N/A
Temporary Glazing Clip	N/A	N/A	N/A	N/A	250218
SSG Wedge Spacer (IG Only)	N/A	127008	N/A	N/A	127008
SSG Fixed Spacer (OG Only - Not for use with Weatherseal)	N/A	027475	N/A	N/A	027475
1/4" Spandrel Weatherseal (Requires 451SSG029 Adapter)	N/A	N/A	N/A	N/A	450SSG250

**Trifab® VG 451T Splice Sleeves**

	CENTER	FRONT	BACK	CAPTURED CONTINUOUS HEAD AND SILL	SSG CONTINUOUS HEAD AND SILL
Splice Sleeve (Silicone Sheet)	127178	127178	127178	N/A	N/A
451VG006 Splice Sleeve	451VG380	451VG380	451VG380	N/A	N/A
451VG106 Splice Sleeve	451VG381	451VG381	451VG381	N/A	N/A
450VG006 Splice Sleeve	450VG380	450VG380	450VG380	N/A	N/A
450VG106 Splice Sleeve	450VG381	450VG381	450VG381	N/A	N/A
451SSG006 Splice Sleeve	N/A	451SSG380	N/A	N/A	N/A
451SSG106 Splice Sleeve	N/A	451SSG381	N/A	N/A	N/A
90° Dart Corner Splice Plate	451VG682	451VG682	451VG682	N/A	N/A
135° Dart Corner Splice Plate	451VG683	451VG683	451VG683	N/A	N/A

**Trifab® VG 451T Anchors**

	CENTER	FRONT	BACK	CAPTURED CONTINUOUS HEAD AND SILL	SSG CONTINUOUS HEAD AND SILL
Strap Anchor (Standard and SSG Receptors)	451VG361	451VG361	451VG361	N/A	N/A
Mullion Anchor (Standard Receptor)	451CG362	451VG362	451VG362	N/A	N/A
Mullion Anchor (SSG Receptor)	N/A	451SSG362	N/A	N/A	N/A
Type "F" Mullion Anchor	451CG360	451VG360	451VG360	N/A	N/A

	CENTER	FRONT	BACK	CAPTURED CONTINUOUS HEAD AND SILL	SSG CONTINUOUS HEAD AND SILL
Corner Mullion Anchor Clips (Required for Stick System with Brake Metal Corners)	451VG664	451VG664	451VG664	N/A	N/A
Fastener / Shim Support (THERMAL)	451T026 451T126 - 3"	451T026 451T126 - 3"	451T026 451T126 - 3"	451T126 (HEAD) 451VG126 (JAMB/SILL)	451T126 (HEAD) 451VG126 (JAMB/SILL)

**Trifab® VG 451T Miscellaneous**

	CENTER	FRONT	BACK	CAPTURED CONTINUOUS HEAD AND SILL	SSG CONTINUOUS HEAD AND SILL
Stool Trim Clip Package	069271	069271	069271	069271	069271
Flat Filler	450026	450026	450026	N/A	N/A
Caulking Backer	452145	452145	452145	N/A	N/A
Snap-in Flat Pocket Filler	451087	451087	451087	N/A	N/A
Vent Adapter	469407	469407	N/A	469407	N/A
1/4" Snap-in Infill Adapter	451VG029	451VG029	451VG029	451VG029	N/A
5/8" Snap-in Infill Adapter	451VG030	451VG030	451VG030	451VG030	N/A
SSG 1/4" Infill Adapter	N/A	451SSG029 (Full) 451SSG029A (Half)	N/A	N/A	451SSG029 (Full) 451SSG029A (Half)
Brake Metal Adapter	451VG150	451VG150	451VG150	N/A	N/A
Foam Tape at Brake Metal Adapter	027506	027506	027506	N/A	N/A
Angle at Brake Metal Adapter	027182	027182	027182	N/A	N/A
Mullion End Cap (2" and 2-1/2" Mullion)	451VG384	451VG384	451VG384	N/A	N/A
Mullion End Cap (4-1/2" Wide Mullions)	451VG385	451VG385	451VG385	N/A	N/A
Mullion End Cap (135° Corners)	451VG386	451VG386	451VG386	N/A	N/A
Mullion End Cap (90° Corners)	451VG387	451VG387	451VG387	N/A	N/A

**Trifab® VG 451T Door Framing**

	<b>CENTER</b>	<b>FRONT</b>	<b>BACK</b>	<b>CAPTURED CONTINUOUS HEAD AND SILL</b>	<b>SSG CONTINUOUS HEAD AND SILL</b>
Single Acting Door Jamb with Weathering	451501	451VG019 with 069177 Door Stop	451VG019 with 069177 Door Stop	N/A	N/A
Open Back Single Acting Door Jamb with Weathering	451599	N/A	N/A	N/A	N/A
Single Acting Transom Bar with Weathering	451502	451502	451502	N/A	N/A
Single Acting Transom Bar / Header for Concealed Overhead Closer	451079	451079	451079	N/A	N/A
Double Acting Door Jamb	451019	451VG019	451VG019	N/A	N/A
Open Back Double Acting Door Jamb	451064	N/A	N/A	N/A	N/A
Double Acting Transom Bar / Header for Concealed Overhead Closer and Filler	451081 and 450500	451081 and 450500	451081 and 450500	N/A	N/A
Transom Pocket Insert	451026	451VG033	451VG033	N/A	N/A
Transom Bar Adapter	N/A	451VG022	451VG022	N/A	N/A
Transom Bar Glass Stop (Interior)	450022	45002	450022	N/A	N/A
Transom Bar Glass Stop (Exterior)	450022	451VG004	450VG004	N/A	N/A
Pocket Insert for 1/8" Wall Tube or Bottom of Transom Bar / Header	451041	451VG041	451VG041	N/A	N/A
Snap-in Flat Pocket Filler	451087	N/A	N/A	N/A	N/A
Snap-in Door Stop with Weathering	451520	N/A	N/A	N/A	N/A
Transom Bar / Header Shear Block Package	450506	450506	450506	N/A	N/A
Double Acting Concealed Overhead Closer Shear Block Package	451440	451440	451440	N/A	N/A
Double Acting Concealed Overhead Closer Mounting Bracket Package	050759	050759	050759	N/A	N/A
Offset Pivot Concealed Overhead Closer Shear Block Package	451548	451548	451548	N/A	N/A
Butt Hung Concealed Overhead Closer Shear Block Package	451549	451549	451549	N/A	N/A



	<b>CENTER</b>	<b>FRONT</b>	<b>BACK</b>	<b>CAPTURED CONTINUOUS HEAD AND SILL</b>	<b>SSG CONTINUOUS HEAD AND SILL</b>
Offset Pivot and Butt Hung Concealed Overhead Closer Mounting Bracket Package	050761	050761	050761	N/A	N/A
Door Jamb Anchor Clips for Stick System (Standard or Light Weight Receptors)	450509 Head and Sill	451VG525 (IG Head) 451VG664 (OG Head) 451VG664 (Sill)	451VG525 (IG Head) 451VG664 (OG Head) 451VG664 (Sill)	N/A	N/A
Sill Flashing End Cap (For use at door jambs only)	451165	451165	451165	N/A	N/A

## Trifab® VersaGlaze® 450/451/451T Cut Formulas

### SCREW SPLINE AND SHEAR BLOCK SYSTEM

FRAMING MEMBERS (CENTER OR FRONT OR BACK PLANE)	CUT FORMULAS
MULLIONS AND MULLION FILLERS	FRAME HEIGHT MINUS 1/2"
JAMBS	FRAME HEIGHT MINUS 1/2"
CORNER MULLIONS	FRAME HEIGHT MINUS 1/2"
CORNER PIVOT MULLIONS	FRAME HEIGHT MINUS 1/2"
FLASHING	FRAME WIDTH PLUS 1/4" (SUBTRACT 1/2" FOR EACH SPLICE JOINT)
EXPANSION MULLIONS	FRAME HEIGHT MINUS 1/2"
HEAD MEMBERS	DLO (DAYLIGHT OPENING)
HORIZONTALS AND HORIZONTAL FILLERS	DLO
SILL MEMBERS	DLO
GLASS STOPS	DLO MINUS 1/16"
VERTICAL GLAZING ADAPTERS	PARTIAL LENGTHS = DLO PLUS 1/2" / FULL LENGTHS = SAME AS THE MULLION
HORIZONTAL GLAZING ADAPTERS	DLO
HEAD COMPENSATING RECEPTOR (WITHOUT JAMB RECEPTOR)	FRAME WIDTH PLUS 1/4" (SUBTRACT 1/2" FOR EACH SPLICE JOINT)
HEAD COMPENSATING RECEPTOR (WITH JAMB RECEPTOR)	FRAMEWIDTH (SUBTRACT 1/2" FOR EACH SPLICE JOINT)
JAMB COMPENSATING RECEPTOR (WITH HEAD RECEPTOR)	FRAME HEIGHT
VERTICAL BRAKE METAL ADAPTER	FRAME HEIGHT
HORIZONTAL BRAKE METAL ADAPTER	DLO
VENT ADAPTERS (HORIZONTAL OR VERTICAL)	DLO

### STICK SYSTEM

FRAMING MEMBERS (CENTER OR FRONT OR BACK PLANE)	CUT FORMULAS	
MULLIONS	LIGHT WEIGHT RECEPTOR	FRAME HEIGHT MINUS 9/16"
MULLIONS	STANDARD RECEPTOR	FRAME HEIGHT MINUS 1-1/16"
MULLIONS	STANDARD RECEPTOR WITH ANCHORS	FRAME HEIGHT MINUS 1-7/16"
JAMBS	LIGHT WEIGHT RECEPTOR	FRAME HEIGHT MINUS 9/16"
JAMBS	STANDARD RECEPTOR	FRAME HEIGHT MINUS 1-1/16"
CORNER MULLIONS	LIGHT WEIGHT RECEPTOR	FRAME HEIGHT MINUS 9/16"
CORNER MULLIONS	STANDARD RECEPTOR	FRAME HEIGHT MINUS 1-1/16"

FRAMING MEMBERS (CENTER OR FRONT OR BACK PLANE)	CUT FORMULAS
MULLION, JAMB, OR CORNER COVERS FOR TWO COLOR OPTION	SAME AS THE MULLION, JAMB, OR CORNER MEMBER
STANDARD RECEPTORS	FRAME WIDTH PLUS 1/4" (SUBTRACT 1/2" FOR EACH SPLICE JOINT)
LIGHT WEIGHT RECEPTORS	FRAME WIDTH PLUS 1/4" (SUBTRACT 1/2" FOR EACH SPLICE JOINT)
COVER FOR STANDARD RECEPTOR FOR TWO COLOR OPTION	SAME AS THE RECEPTOR
HEAD AND SILL INSERTS (SEE INSTRUCTIONS 451VG972 FOR CORNER INSERT FORMULAS)	DLO (DAYLIGHT OPENING)
HORIZONTALS AND HORIZONTAL FILLERS (SEE INSTRUCTIONS 451VG972 FOR CORNER HORIZONTALS FORMULAS)	DLO
HORIZONTAL COVER FOR TWO COLOR OPTION	JAMB TO JAMB MINUS 1/16" (See Note Below)
GLASS STOPS	DLO MINUS 1/16"
VERTICAL GLAZING ADAPTERS	PARTIAL LENGTHS = DLO PLUS 1/2" / FULL LENGTHS = SAME AS THE MULLION (NOT SSG)
HORIZONTAL GLAZING ADAPTERS	DLO
WEATHERSEAL	DLO PLUS 1"

**NOTE**

Cut horizontal cover to length. Horizontal cover runs from jamb to jamb. Horizontal cover length should not exceed 10 feet. If opening exceeds 10 feet, splice horizontal cover at centerline of vertical mullion leaving a 1/4" gap.

**CONTINUOUS HEAD AND SILL PUNCHED OPENING FABRICATION**

FRAMING MEMBERS (FRONT PLANE ONLY)	CUT FORMULAS (VG 450)	CUT FORMULAS (VG 451/451T)
MULLIONS (CAPTURED OR SSG)	FRAME HEIGHT MINUS 2-5/8"	FRAME HEIGHT MINUS 2-15/16"
JAMBS	FRAME HEIGHT MINUS 2-5/8"	FRAME HEIGHT MINUS 2-15/16"
CORNER MULLIONS	FRAME HEIGHT	
HEAD	FRAME WIDTH	
SILL	FRAME WIDTH	
HORIZONTALS AND HORIZONTAL FILLERS	DLO (DAYLIGHT OPENING)	
HORIZONTAL COVER FOR SSG SYSTEMS	JAMB TO JAMB MINUS 1/16" (See Note Below)	
WEATHERSEAL	DLO PLUS 1"	
GLASS STOPS	DLO MINUS 1/16"	
VERTICAL GLAZING ADAPTERS (CAPTURED SYSTEMS)	PARTIAL LENGTHS = DLO PLUS 1/2" / FULL LENGTHS = SAME AS THE MULLION	

FRAMING MEMBERS (FRONT PLANE ONLY)	CUT FORMULAS (VG 450)	CUT FORMULAS (VG 451/451T)
VERTICAL GLAZING ADAPTERS (SSG SYSTEMS)	DLO PLUS 1/2"	
HORIZONTAL GLAZING ADAPTERS (CAPTURED OR SSG SYSTEMS)	DLO	
HEAD COMPENSATING RECEPTOR (WITHOUT JAMB RECEPTOR)	FRAME WIDTH PLUS 1/4" (SUBTRACT 1/2" FOR EACH SPLICE JOINT)	
HEAD COMPENSATING RECEPTOR (WITH JAMB RECEPTOR)	FRAME WIDTH (SUBTRACT 1/2" FOR EACH SPLICE JOINT)	
JAMB COMPENSATING RECEPTOR (WITH HEAD RECEPTOR)	FRAME HEIGHT	
HORIZONTAL BRAKE METAL ADAPTER	DLO	
VENT ADAPTERS (HORIZONTAL)	DLO	
VENT ADAPTERS (VERTICAL)	DLO PLUS 1/2"	

**NOTE**

Cut horizontal cover to length. Horizontal cover runs from jamb to jamb. Horizontal cover length should not exceed 10 feet. If opening exceeds 10 feet, splice horizontal cover at centerline of vertical mullion leaving a 1/4" gap. Reference instructions 451VG973 for splice information.

## Notes And Disclaimers

Laws and building and safety codes governing the design and use of Kawneer products, such as glazed entrance, window, and curtain wall products, vary widely. Kawneer does not control the selection of product configurations, operating hardware, or glazing materials, and assumes no responsibility therefor. It is the responsibility of the owner, the specifier, the architect, the general contractor, and the installer and the fabricator/transformer, consistent with their roles, to determine the appropriate materials for a project in strict conformity to all applicable national, regional and local building codes and regulations.

Kawneer reserves the right to change configuration without prior notice when deemed necessary for product improvement.

Information contained herein or related hereto is intended only for evaluation by technically skilled persons, with any use thereof to be at their independent discretion and risk. Such information is believed to be reliable, but Kawneer shall have no responsibility or liability for results obtained or damages resulting from such use.

Kawneer grants no license under, and shall have no responsibility or liability for infringement of, any patent or other proprietary right. Nothing in this document should be construed as a warranty or guarantee by Kawneer, and the only applicable warranties will be those set forth in Kawneer acknowledgment or in any printed warranty documents issued by Kawneer. The foregoing may be waived or modified only in writing by a Kawneer officer.

© 2010, Kawneer Company, Inc.

---

This page is intentionally left blank.