

Features

- Trifab® VersaGlaze® 601/601T/601UT is 6" (152.4) deep with a 2" (50.8) sightline
- Front glass applications
- Flush glazed from either the inside or outside
- Screw Spline, Shear Block, and Stick (Standard and SSG) fabrication
- Dual IsoLock® lanced and debridged thermal break
- Infill options up to 1-1/8" (28.6) thickness
- High performance sill flashing
- Permanodic® anodized finishes option
- Painted finishes in standard and custom choices

Optional Features

- Acoustical rating per AAMA 1801 and ASTM E 1425
- Project specific U-factors (See Thermal Charts)
- Profit\$Maker® Plus die sets available

Product Applications

- Storefront, Ribbon Window, or Punched Openings
- Single-span
- Integrated entrance framing allowing Kawneer standard entrances or other specialty entrances to be incorporated
- Kawneer windows or GLASSvent® Windows for Storefront Framing, or GLASSvent® UT Window are easily incorporated.

For specific product applications,
consult your Kawneer representative.

Laws and building and safety codes governing the design and use of Kawneer products, such as glazed entrance, window, and curtain wall products, vary widely. Kawneer does not control the selection of product configurations, operating hardware, or glazing materials, and assumes no responsibility therefor.

Kawneer reserves the right to change configuration without prior notice when deemed necessary for product improvement.
© 2020, Kawneer Company, Inc.

PICTORIAL VIEWS 5-6

BASIC FRAMING SCREW SPLINE/SHEAR BLOCK DETAILS

Inside Glazed7

Outside Glazed 8-9

STANDARD STICK DETAILS

Inside Glazed10

Outside Glazed 11

SSG STICK FRAMING DETAILS

STANDARD RECEPTOR ADAPTED FOR SSG12

SSG STICK WITH SSG RECEPTORS.....13

MISCELLANEOUS FRAMING 14-15

CORNERS..... 16-17

ENTRANCE FRAMING..... 18-21

GLASSvent® WINDOW FOR STOREFRONT FRAMING22

8225TL THERMAL WINDOWS23

WIND LOAD / DEADLOAD CHARTS 24-52

THERMAL CHARTS 53-71

Metric (SI) conversion figures are included throughout these details for reference. Numbers in parentheses () are millimeters unless otherwise noted.

The following metric (SI) units are found in these details:

- m – meter
- cm – centimeter
- mm – millimeter
- s – second
- Pa – pascal
- MPa – megapascal

Laws and building and safety codes governing the design and use of Kawneer products, such as glazed entrance, window, and curtain wall products, vary widely. Kawneer does not control the selection of product configurations, operating hardware, or glazing materials, and assumes no responsibility therefor.

Kawneer reserves the right to change configuration without prior notice when deemed necessary for product improvement.
© 2020, Kawneer Company, Inc.

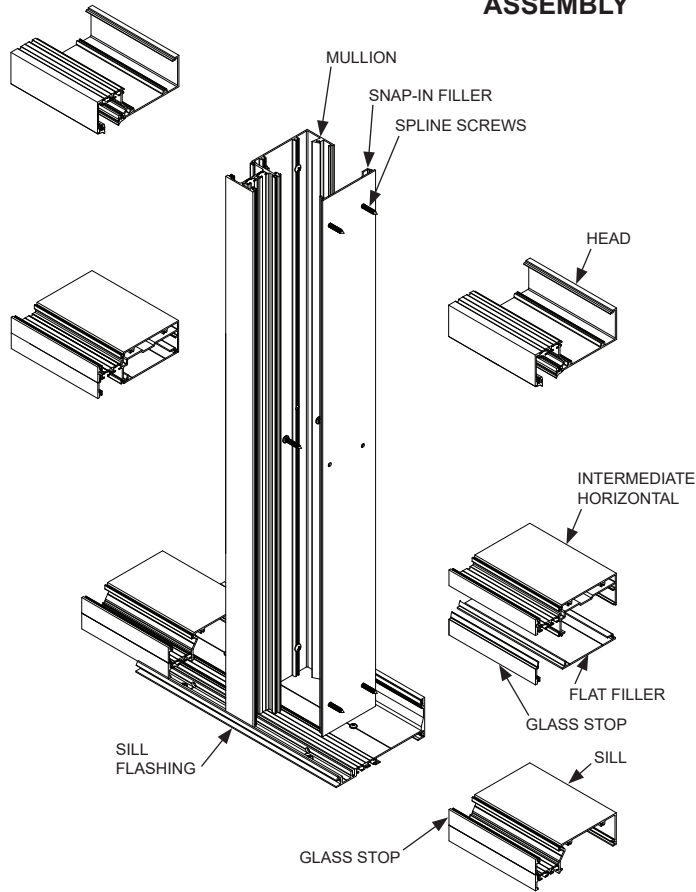
Laws and building and safety codes governing the design and use of Kawneer products, such as glazed entrance, window, and curtain wall products, vary widely. Kawneer does not control the selection of product configurations, operating hardware, or glazing materials, and assumes no responsibility therefor.

Kawneer reserves the right to change configuration without prior notice when deemed necessary for product improvement.
© 2020, Kawneer Company, Inc.

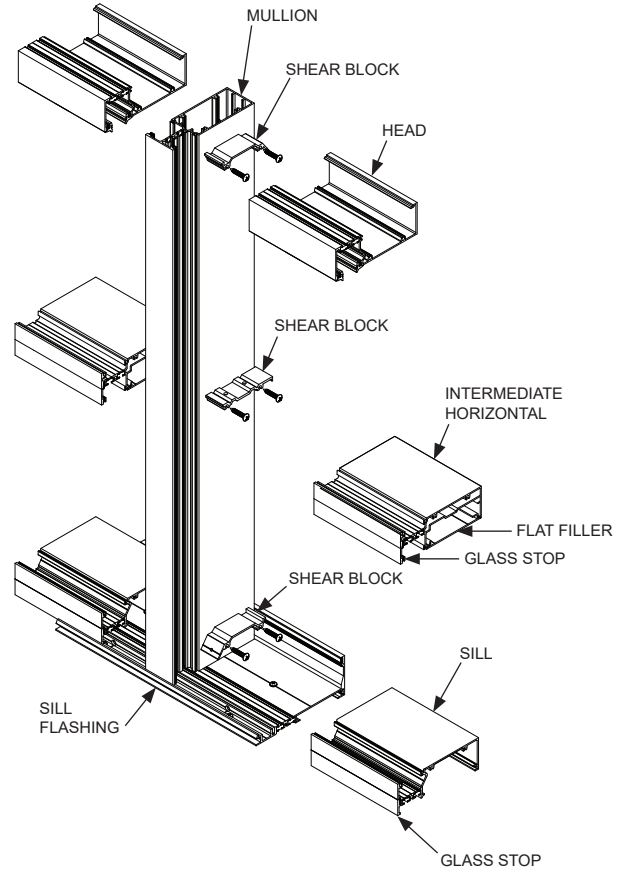
The split vertical in the **Screw Spine** system allows a frame to be installed from unitized assemblies. Screws are driven through the back of the verticals into splines extruded in the horizontal framing members. The individual units are then snapped together to form a complete frame.

The **Shear Block** system of fabrication allows a frame to be pre-assembled as a single unit. Horizontals are attached to the verticals with shear blocks.

SCREW SPLINE ASSEMBLY



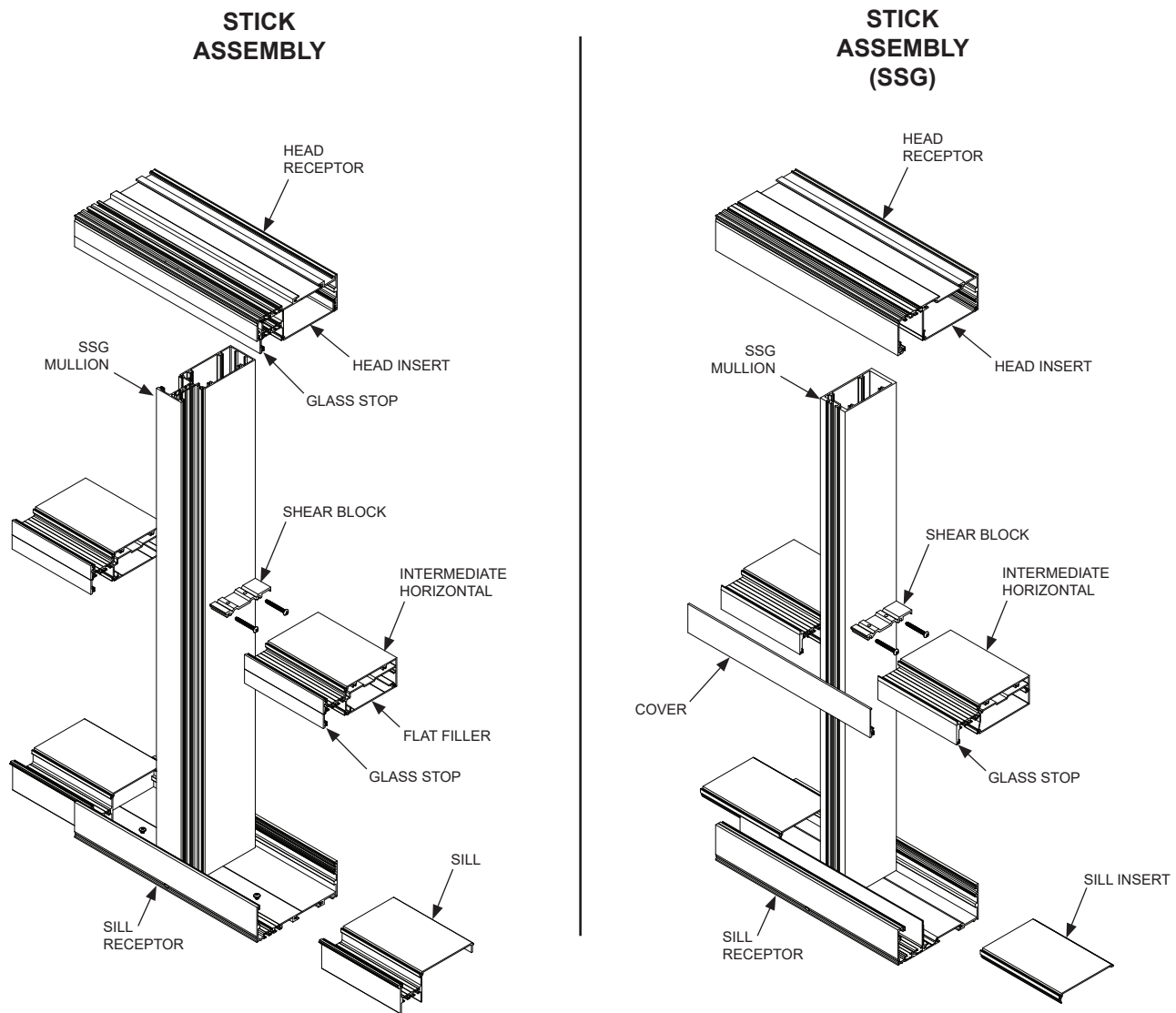
SHEAR BLOCK ASSEMBLY



Laws and building and safety codes governing the design and use of Kawneer products, such as glazed entrance, window, and curtain wall products, vary widely. Kawneer does not control the selection of product configurations, operating hardware, or glazing materials, and assumes no responsibility therefor.

Kawneer reserves the right to change configuration without prior notice when deemed necessary for product improvement.
© 2020, Kawneer Company, Inc.

The **Stick** system allows on-site construction. Head and sill receptors are fastened to the surround. Vertical mullions are then installed in these receptors and are held in place by snap-in inserts. Intermediate horizontal members are attached to the verticals with shear blocks. Flashing is not required.



NOTE:

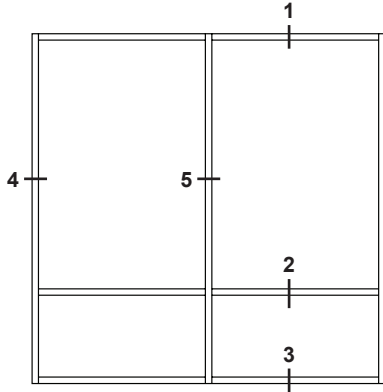
If the end reaction of the mullion (mullion spacing (ft.) times height (ft.) times specified wind load (psf) divided by two) is more than 500 lbs., the optional mullion anchors must be used. (See page 15)

Laws and building and safety codes governing the design and use of Kawneer products, such as glazed entrance, window, and curtain wall products, vary widely. Kawneer does not control the selection of product configurations, operating hardware, or glazing materials, and assumes no responsibility therefor.


Kawneer reserves the right to change configuration without prior notice when deemed necessary for product improvement.

© 2020, Kawneer Company, Inc.

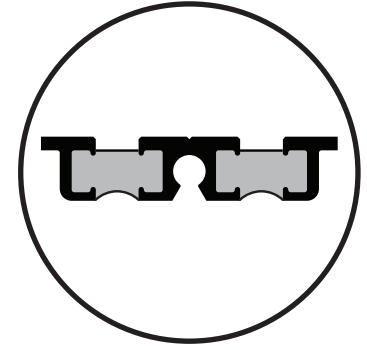
Additional information and CAD details are available at www.kawneer.com



ELEVATION IS NUMBER KEYED TO DETAILS

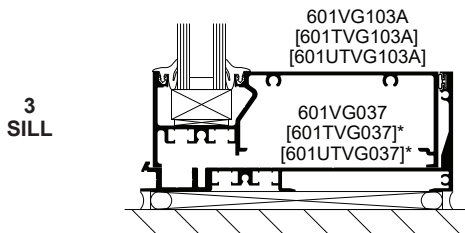
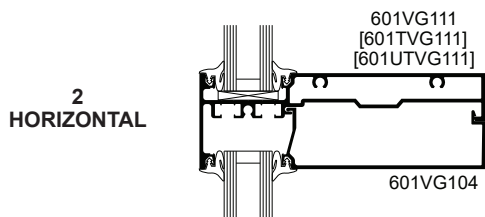
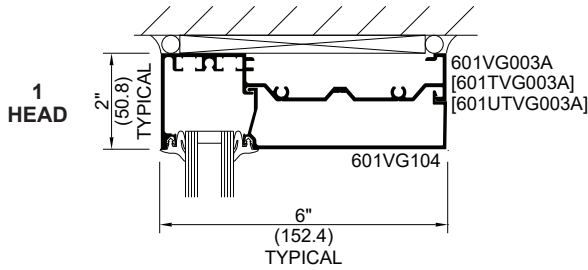
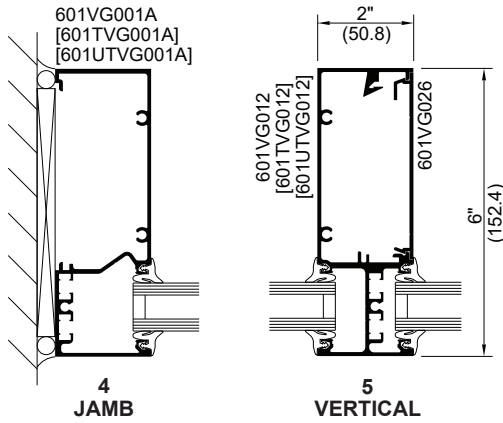


Trifab® VG 601T IsoLock® Thermal Break
Part Number Prefix: [601TVG...]



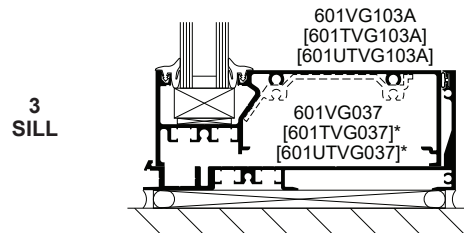
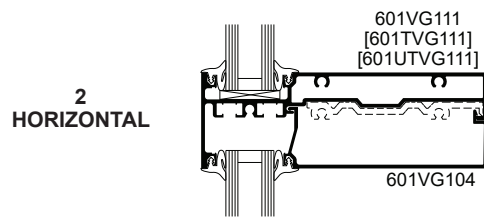
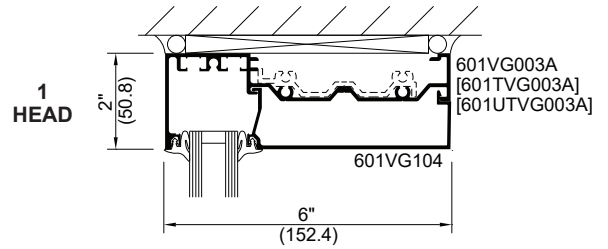
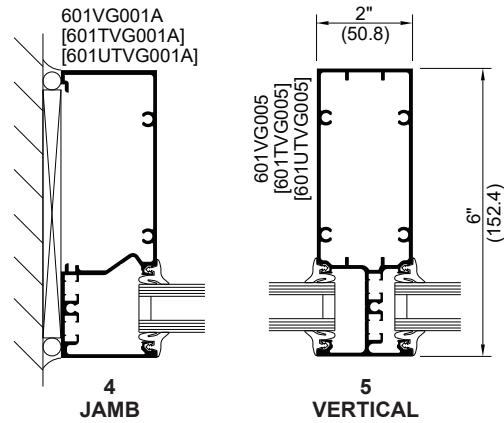
Trifab® VG 601UT Dual IsoLock® Thermal Break
Part Number Prefix: [601UTVG...]

SCREW SPLINE



* HP Sill Flashing shown with optional gasket.

SHEAR BLOCK

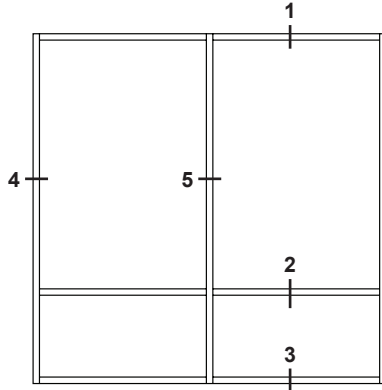


* HP Sill Flashing shown with optional gasket.

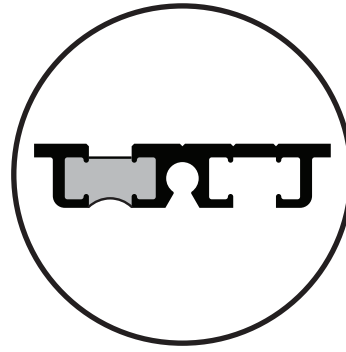
Laws and building and safety codes governing the design and use of Kawneer products, such as glazed entrance, window, and curtain wall products, vary widely. Kawneer does not control the selection of product configurations, operating hardware, or glazing materials, and assumes no responsibility therefor.

Kawneer reserves the right to change configuration without prior notice when deemed necessary for product improvement.
© 2020, Kawneer Company, Inc.

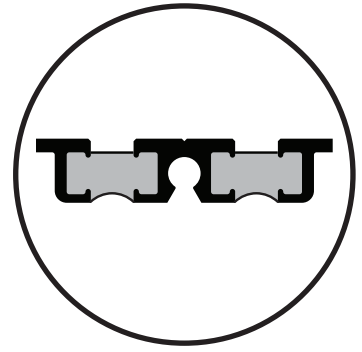
Additional information and CAD details are available at www.kawneer.com



ELEVATION IS NUMBER KEYED TO DETAILS

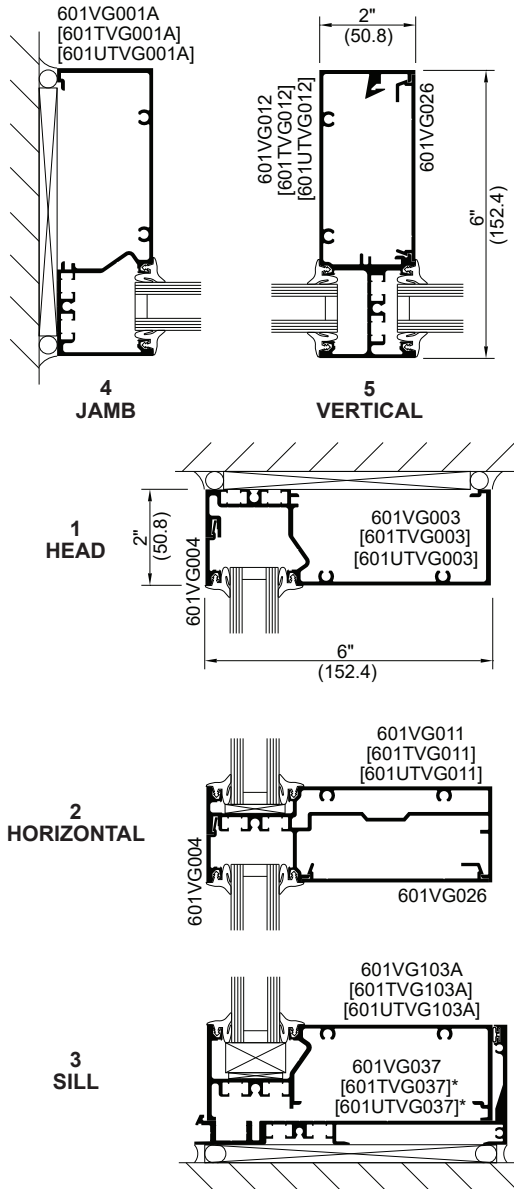


Trifab® VG 601T IsoLock®
Thermal Break
Part Number Prefix: [601TVG...]



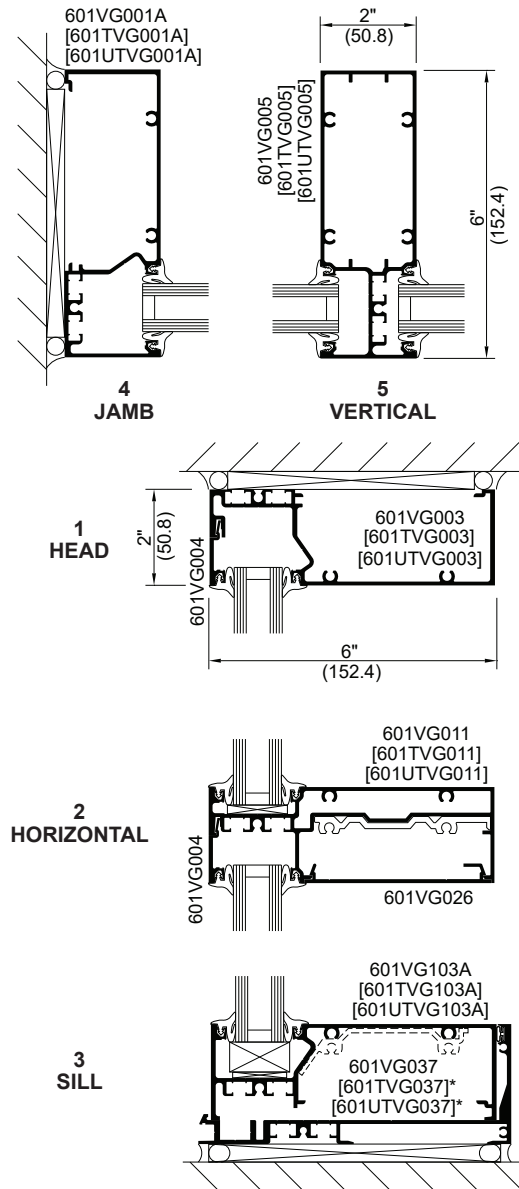
Trifab® VG 601UT Dual IsoLock®
Thermal Break
Part Number Prefix: [601UTVG...]

SCREW SPLINE



* HP Sill Flashing shown with optional gasket.

SHEAR BLOCK

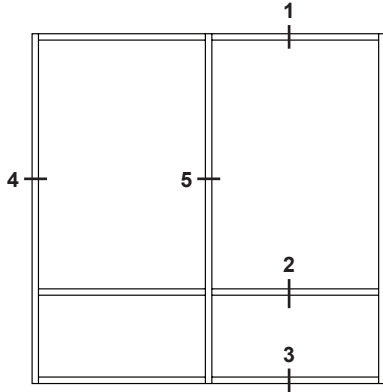


* HP Sill Flashing shown with optional gasket.

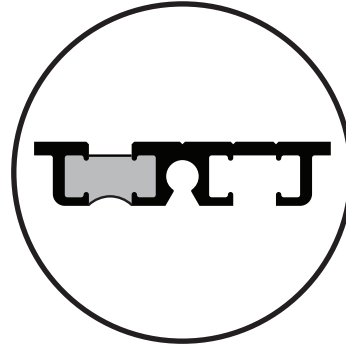
Laws and building and safety codes governing the design and use of Kawneer products, such as glazed entrance, window, and curtain wall products, vary widely. Kawneer does not control the selection of product configurations, operating hardware, or glazing materials, and assumes no responsibility therefor.

Kawneer reserves the right to change configuration without prior notice when deemed necessary for product improvement.
© 2020, Kawneer Company, Inc.

Additional information and CAD details are available at www.kawneer.com

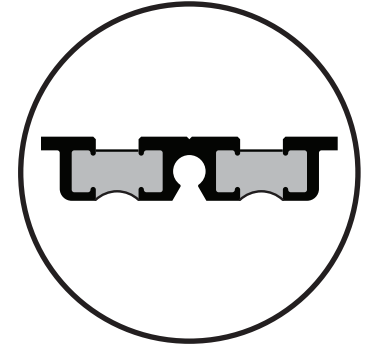


ELEVATION IS NUMBER KEYED TO DETAILS



Trifab® VG 601T IsoLock® Thermal Break

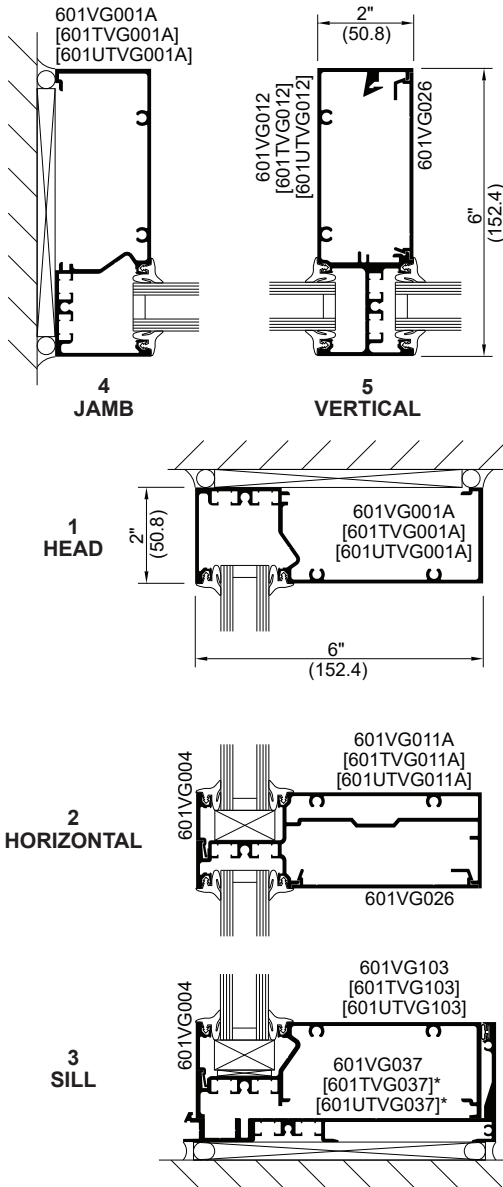
Part Number Prefix: [601TVG...]



Trifab® VG 601UT Dual IsoLock® Thermal Break

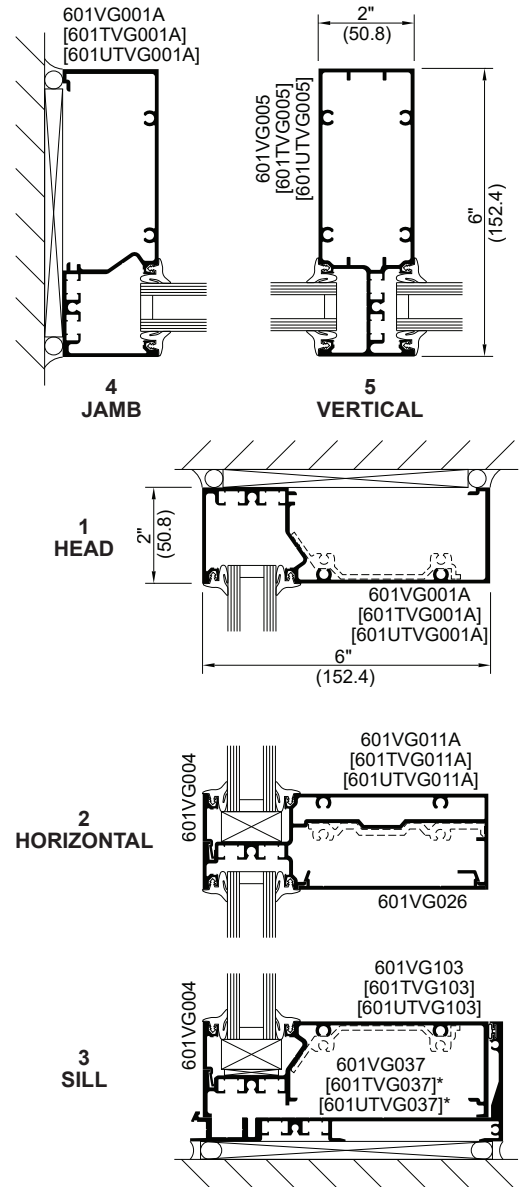
Part Number Prefix: [601UTVG...]

SCREW SPLINE



* HP Sill Flashing shown with optional gasket.

SHEAR BLOCK

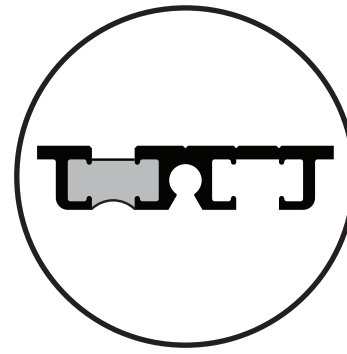
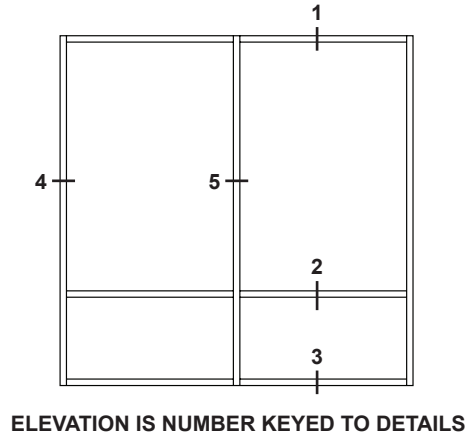


* HP Sill Flashing shown with optional gasket.

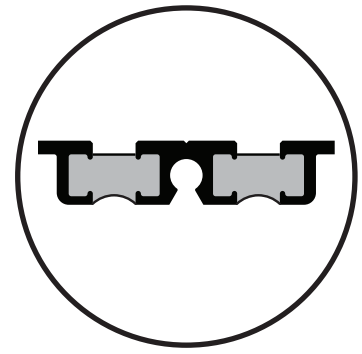
Laws and building and safety codes governing the design and use of Kawneer products, such as glazed entrance, window, and curtain wall products, vary widely. Kawneer does not control the selection of product configurations, operating hardware, or glazing materials, and assumes no responsibility therefor.

Kawneer reserves the right to change configuration without prior notice when deemed necessary for product improvement.
© 2020, Kawneer Company, Inc.

Additional information and CAD details are available at www.kawneer.com

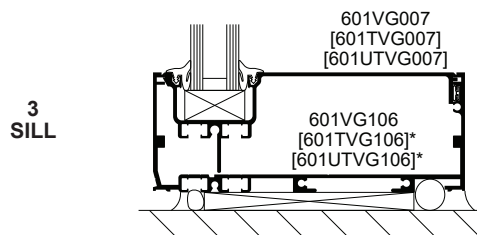
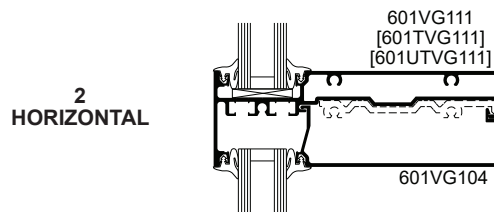
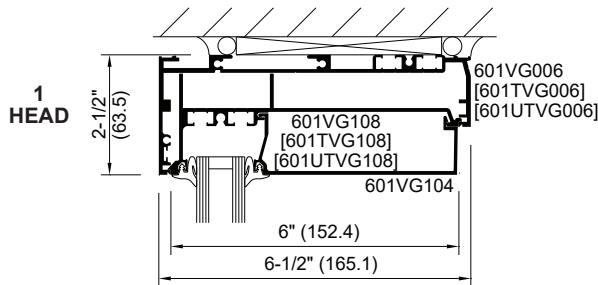
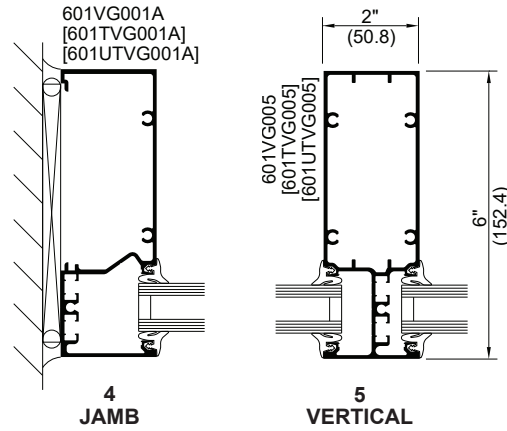


Trifab® VG 601T IsoLock®
Thermal Break
Part Number Prefix: [601TVG...]



Trifab® VG 601UT Dual IsoLock®
Thermal Break
Part Number Prefix: [601UTVG...]

STICK (STANDARD)

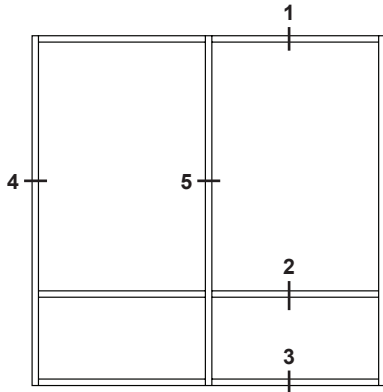


* Sill Receptor shown with optional gasket.


Laws and building and safety codes governing the design and use of Kawneer products, such as glazed entrance, window, and curtain wall products, vary widely. Kawneer does not control the selection of product configurations, operating hardware, or glazing materials, and assumes no responsibility therefor.

Kawneer reserves the right to change configuration without prior notice when deemed necessary for product improvement.
© 2020, Kawneer Company, Inc.

Additional information and CAD details are available at www.kawneer.com

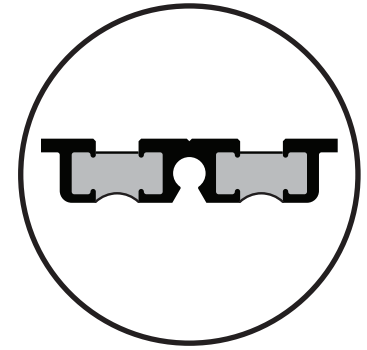


ELEVATION IS NUMBER KEYED TO DETAILS



Trifab® VG 601T IsoLock® Thermal Break

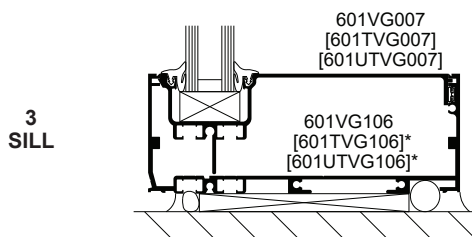
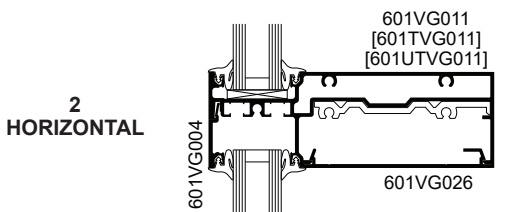
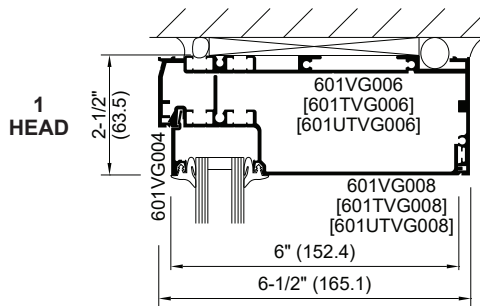
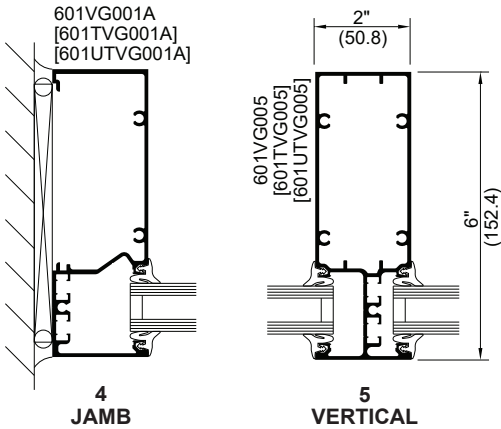
Part Number Prefix: [601TVG...]



Trifab® VG 601UT Dual IsoLock® Thermal Break

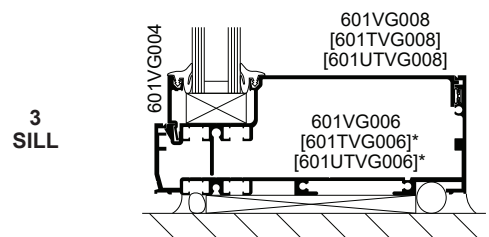
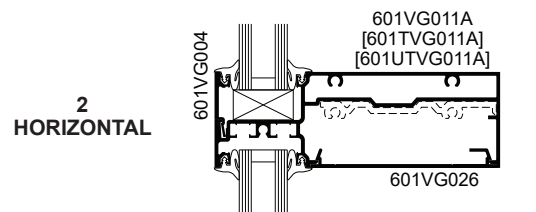
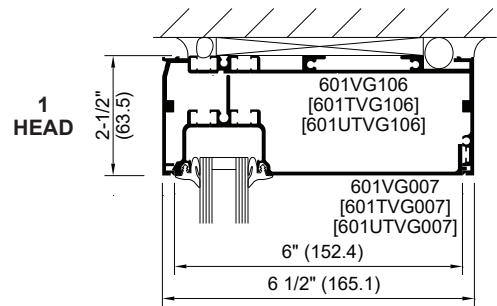
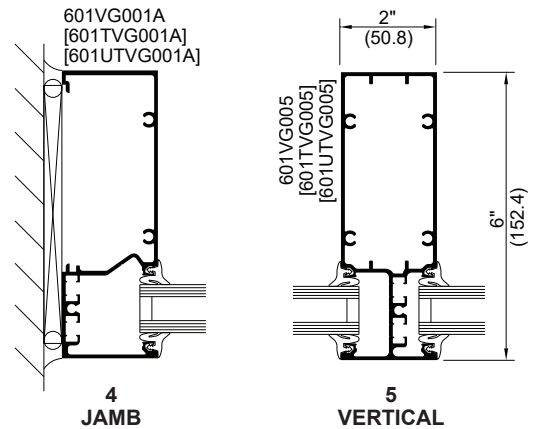
Part Number Prefix: [601UTVG...]

STICK (STANDARD) STOPS DOWN



* Sill Receptor shown with optional gasket.

STICK (STANDARD) STOPS UP

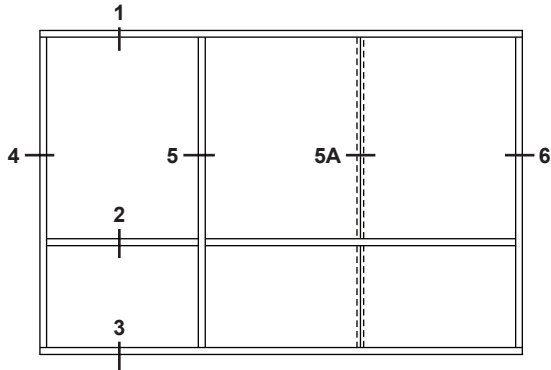


* Sill Receptor shown with optional gasket.


Laws and building and safety codes governing the design and use of Kawneer products, such as glazed entrance, window, and curtain wall products, vary widely. Kawneer does not control the selection of product configurations, operating hardware, or glazing materials, and assumes no responsibility therefor.

Kawneer reserves the right to change configuration without prior notice when deemed necessary for product improvement.
© 2020, Kawneer Company, Inc.

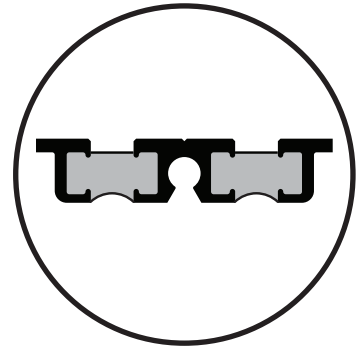
Additional information and CAD details are available at www.kawneer.com



ELEVATION IS NUMBER KEYED TO DETAILS

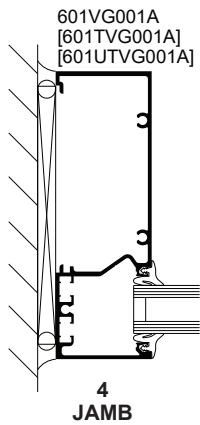


Trifab® VG 601T IsoLock®
Thermal Break
Part Number Prefix: [601TVG...]

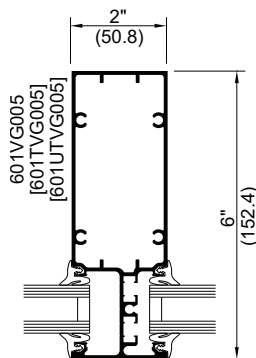


Trifab® VG 601UT Dual IsoLock®
Thermal Break
Part Number Prefix: [601UTVG...]

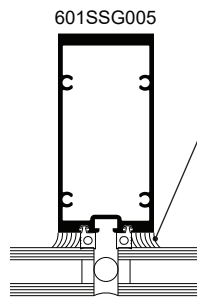
**STANDARD STICK (INSIDE GLAZED)
STANDARD RECEPTOR ADAPTED SSG**



4
JAMB

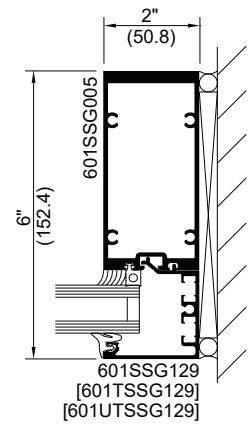


5
VERTICAL

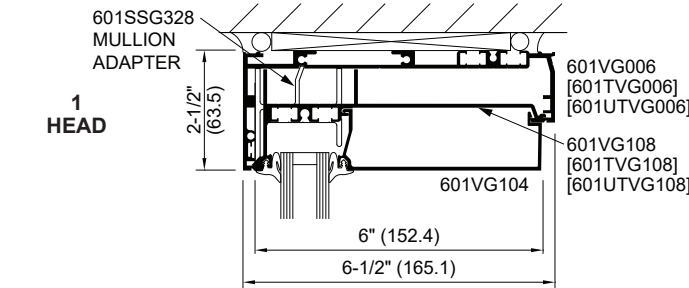


5A
SSG VERTICAL

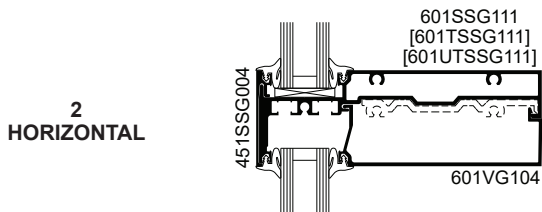
Structural Silicone Sealant
(by Others)*



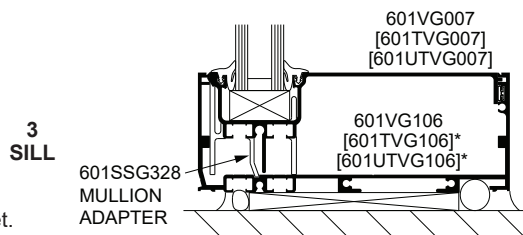
6
SSG JAMB



1
HEAD



2
HORIZONTAL



3
SILL

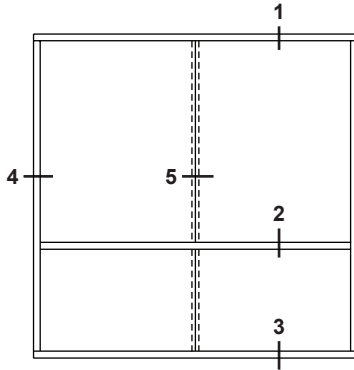
* Sill Receptor shown with optional gasket.

* **INSTALLER NOTE:** Installer is responsible for all required compatibility review and approvals with the Structural Silicone Manufacturer and the Insulating Glass Unit Manufacturer.


Laws and building and safety codes governing the design and use of Kawneer products, such as glazed entrance, window, and curtain wall products, vary widely. Kawneer does not control the selection of product configurations, operating hardware, or glazing materials, and assumes no responsibility therefor.

Kawneer reserves the right to change configuration without prior notice when deemed necessary for product improvement.
© 2020, Kawneer Company, Inc.

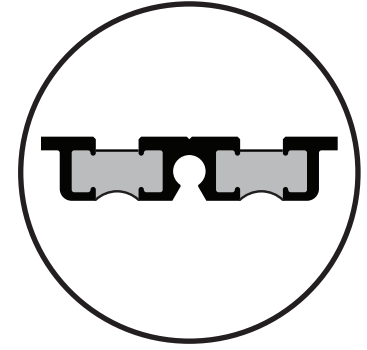
Additional information and CAD details are available at www.kawneer.com



ELEVATION IS NUMBER KEYED TO DETAILS

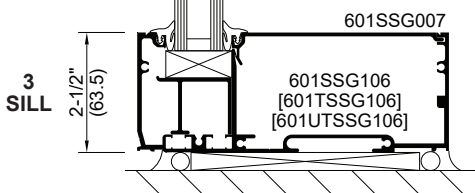
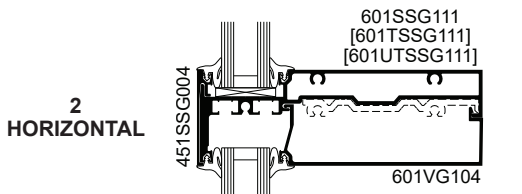
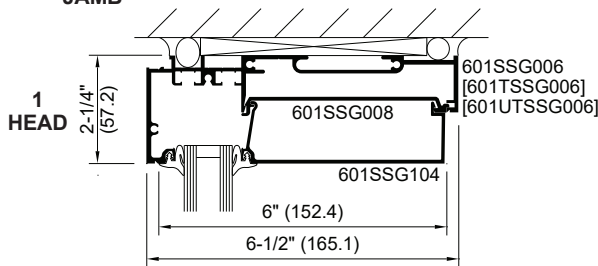
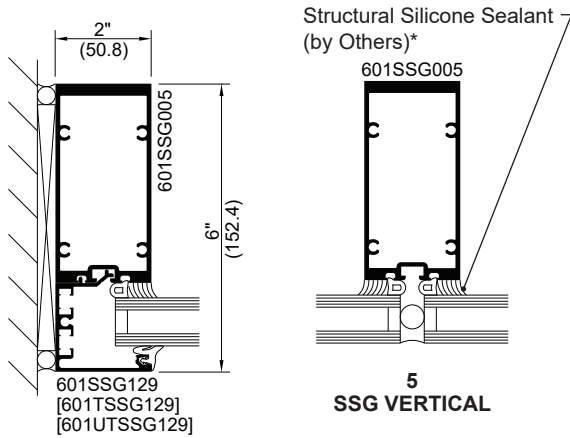


Trifab® VG 601T IsoLock®
Thermal Break
Part Number Prefix: [601TVG...]

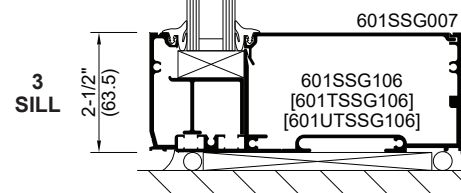
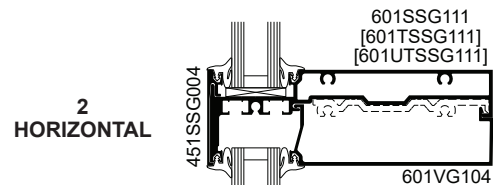
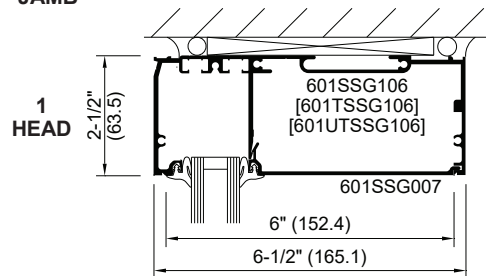
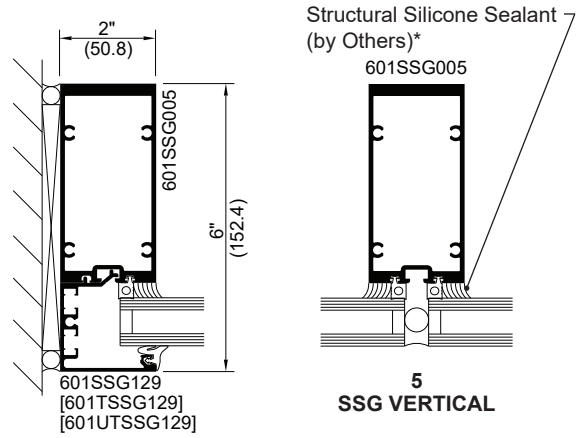


Trifab® VG 601UT Dual IsoLock®
Thermal Break
Part Number Prefix: [601UTVG...]

**STICK (INSIDE GLAZED)
SSG RECEPTOR**



**STICK (OUTSIDE GLAZED)
SSG RECEPTOR**

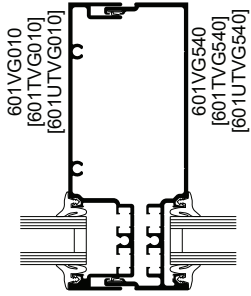


* INSTALLER NOTE: Installer is responsible for all required compatibility review and approvals with the Structural Silicone Manufacturer and the Insulating Glass Unit Manufacturer.

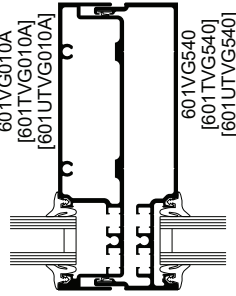
Laws and building and safety codes governing the design and use of Kawneer products, such as glazed entrance, window, and curtain wall products, vary widely. Kawneer does not control the selection of product configurations, operating hardware, or glazing materials, and assumes no responsibility therefor.

Kawneer reserves the right to change configuration without prior notice when deemed necessary for product improvement.
© 2020, Kawneer Company, Inc.

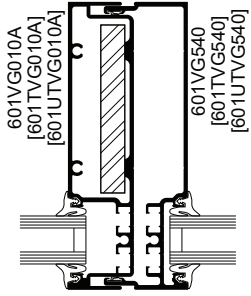
Additional information and CAD details are available at www.kawneer.com



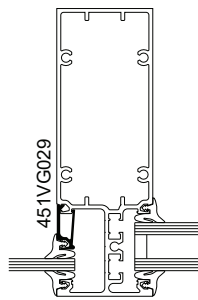
EXPANSION MULLION



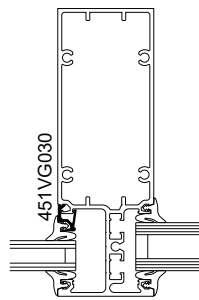
TUBULAR
EXPANSION MULLION



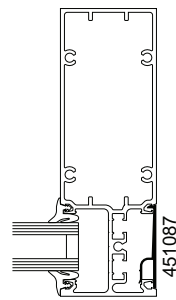
TUBULAR
EXPANSION MULLION
WITH STEEL



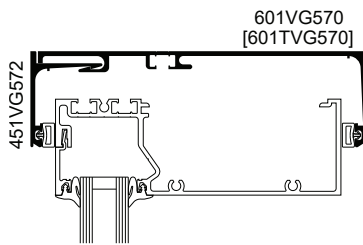
1/4" (6.4) INFILL
SNAP-IN ADAPTOR



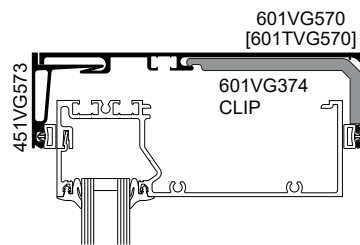
5/8" (15.9) INFILL
SNAP-IN ADAPTOR



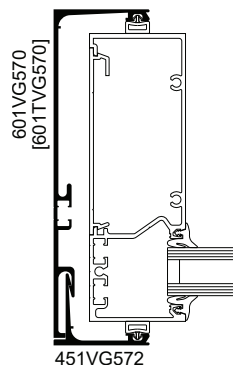
SNAP-IN
FLAT FILLER



STANDARD - HEAD
COMPENSATING RECEPTOR
(EXTERIOR INSTALLED)



HEAVY WEIGHT - HEAD
COMPENSATING RECEPTOR
(EXTERIOR INSTALLED)

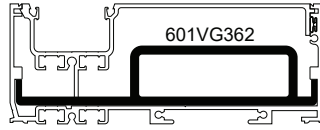


JAMB
COMPENSATING RECEPTOR
(EXTERIOR INSTALLED)

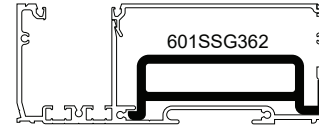
Laws and building and safety codes governing the design and use of Kawneer products, such as glazed entrance, window, and curtain wall products, vary widely. Kawneer does not control the selection of product configurations, operating hardware, or glazing materials, and assumes no responsibility therefor.

Kawneer reserves the right to change configuration without prior notice when deemed necessary for product improvement.
© 2020, Kawneer Company, Inc.

Additional information and CAD details are available at www.kawneer.com



MULLION ANCHOR



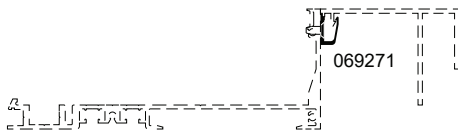
SSG MULLION ANCHOR

NOTE:

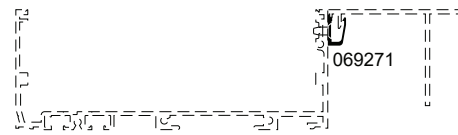
If the end reaction of the mullion (mullion spacing (ft.) times height (ft) times specified wind load (psf), divided by two) is more than 500 LBS., the optional Mullion Anchor must be used. Consult Application Engineering.

NOTE:

Mullion Anchor not used with Lightweight Receptor.



STOOL TRIM CLIP
with HP FLASHING

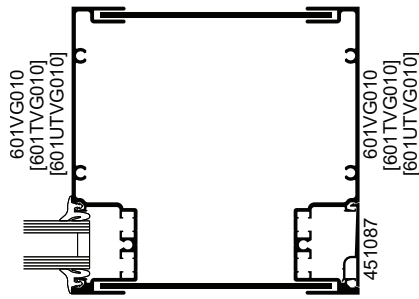


STOOL TRIM CLIP
FOR STICK ASSEMBLY

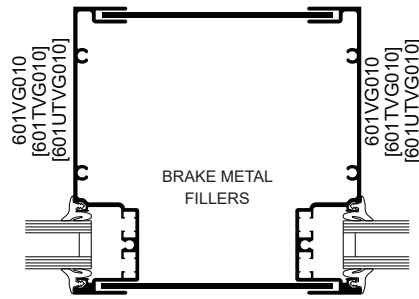
Laws and building and safety codes governing the design and use of Kawneer products, such as glazed entrance, window, and curtain wall products, vary widely. Kawneer does not control the selection of product configurations, operating hardware, or glazing materials, and assumes no responsibility therefor.

Kawneer reserves the right to change configuration without prior notice when deemed necessary for product improvement.
© 2020, Kawneer Company, Inc.

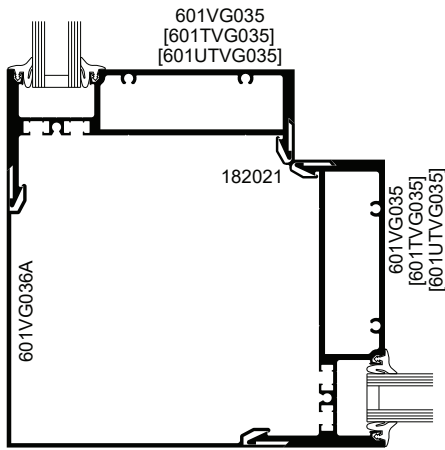
Additional information and CAD details are available at www.kawneer.com



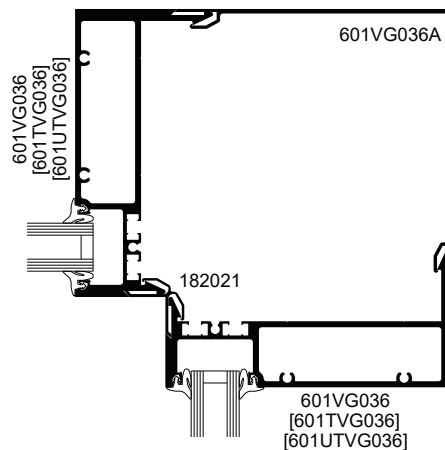
ONE POCKET
BREAK METAL POST



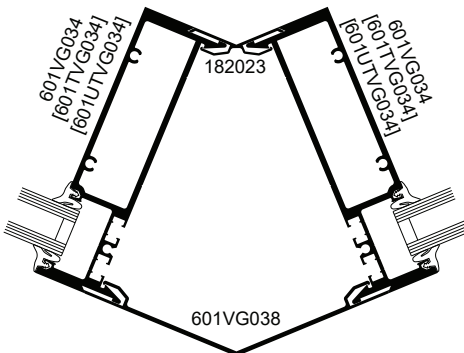
TWO POCKET
BRAKE METAL POST



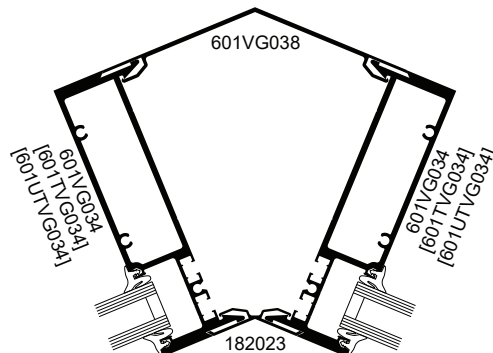
90° OUTSIDE CORNER



90° INSIDE CORNER



135° OUTSIDE CORNER



135° INSIDE CORNER

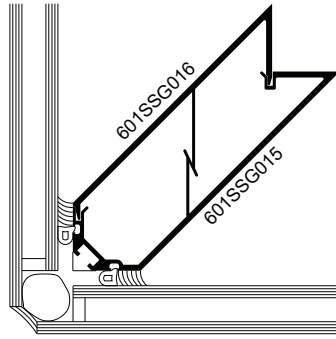
Laws and building and safety codes governing the design and use of Kawneer products, such as glazed entrance, window, and curtain wall products, vary widely. Kawneer does not control the selection of product configurations, operating hardware, or glazing materials, and assumes no responsibility therefor.

Kawneer reserves the right to change configuration without prior notice when deemed necessary for product improvement.

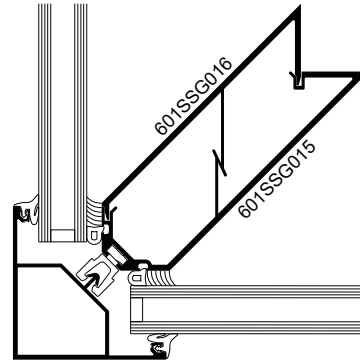
© 2020, Kawneer Company, Inc.

Additional information and CAD details are available at www.kawneer.com

SSG CORNERS

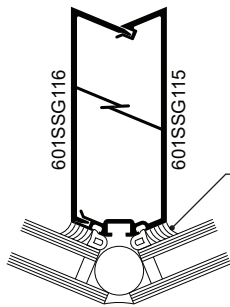


90° OUTSIDE SSG CORNER



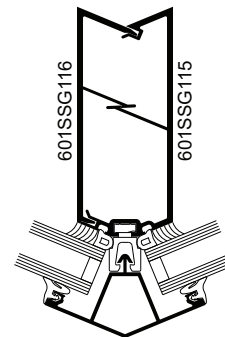
451SSG035

90° OUTSIDE SSG DART CORNER



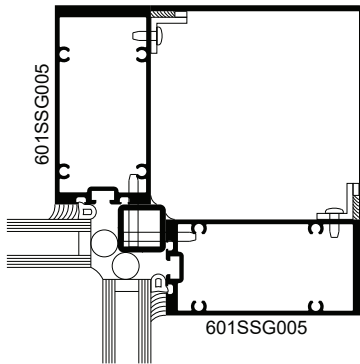
135° OUTSIDE SSG CORNER

Structural Silicone Sealant (by Others)*

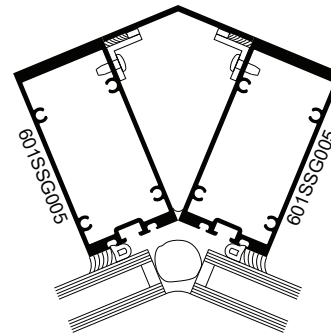


451SSG135

135° OUTSIDE SSG DART CORNER



90° INSIDE SSG CORNER



135° INSIDE SSG CORNER

* **INSTALLER NOTE:** Installer is responsible for all required compatibility review and approvals with the Structural Silicone Manufacturer and the Insulating Glass Unit Manufacturer.

Laws and building and safety codes governing the design and use of Kawneer products, such as glazed entrance, window, and curtain wall products, vary widely. Kawneer does not control the selection of product configurations, operating hardware, or glazing materials, and assumes no responsibility therefor.

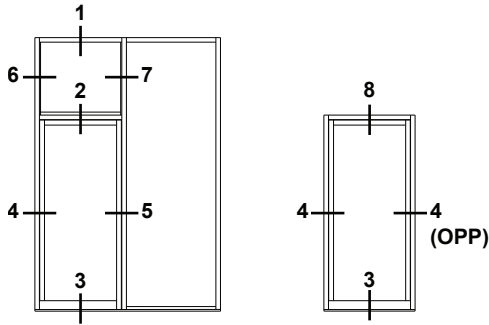
Kawneer reserves the right to change configuration without prior notice when deemed necessary for product improvement.
© 2020, Kawneer Company, Inc.

Additional information and CAD details are available at www.kawneer.com

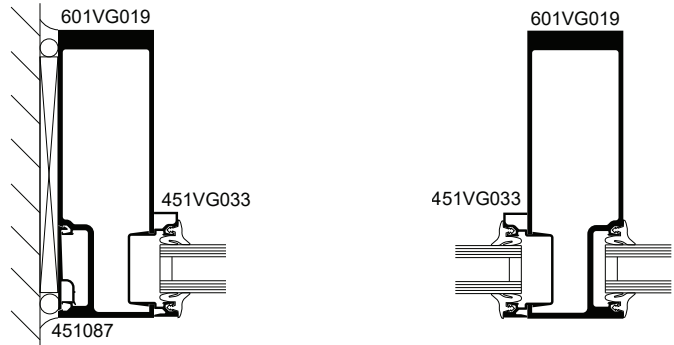
Trifab® VersaGlaze® 601 FRAMING INCORPORATING KAWNEER “190” DOORS.

DOOR FRAMING NON-THERMAL

NOTE: OTHER TYPES OF KAWNEER DOORS MAY BE USED WITH THIS FRAMING SYSTEM. SEE ENTRANCE DETAILS FOR ADDITIONAL INFORMATION.

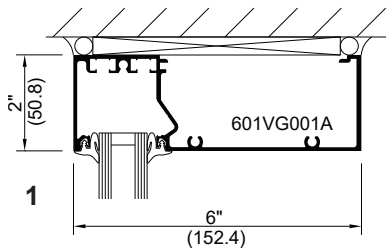


ELEVATIONS ARE NUMBER KEYED TO DETAILS

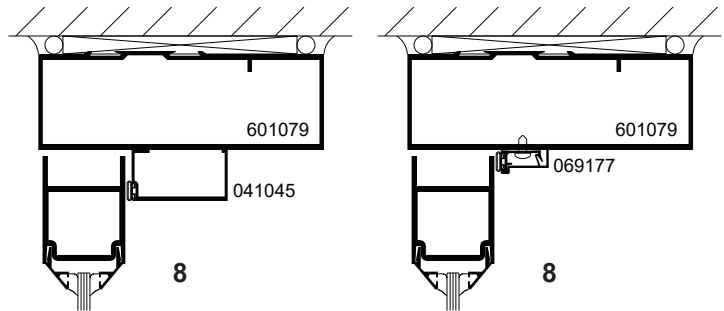


6 TRANSOM JAMBS 7

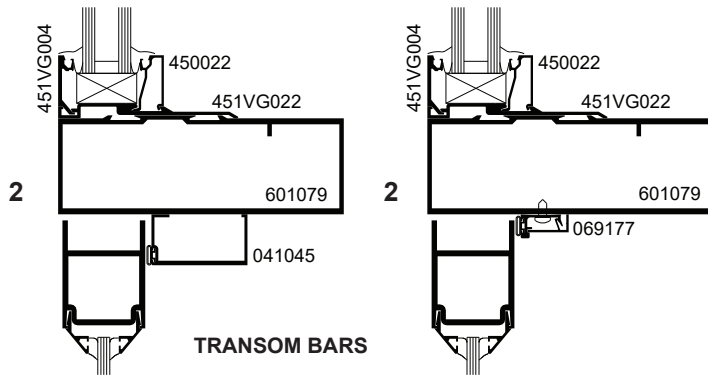
Transom area for both double or single acting doors with glass surround. Jambs above transom bar are routed out to accept glass holding insert.



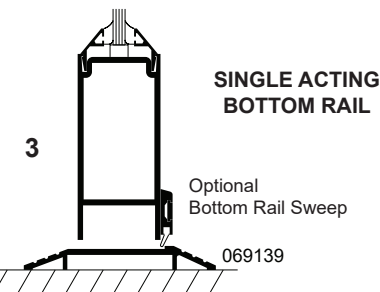
TRANSOM HEAD



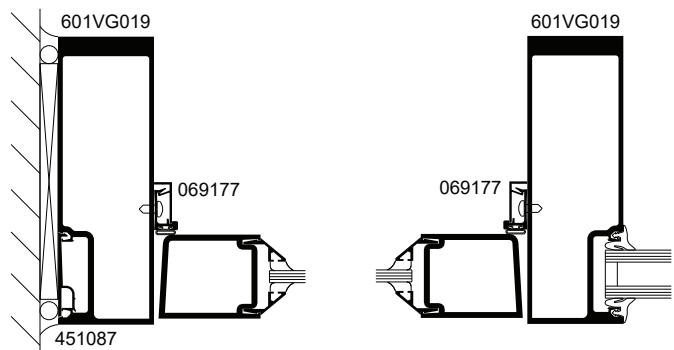
SINGLE ACTING HEADERS



TRANSOM BARS



SINGLE ACTING BOTTOM RAIL



4 SINGLE ACTING DOOR JAMBS 5

Laws and building and safety codes governing the design and use of Kawneer products, such as glazed entrance, window, and curtain wall products, vary widely. Kawneer does not control the selection of product configurations, operating hardware, or glazing materials, and assumes no responsibility therefor.

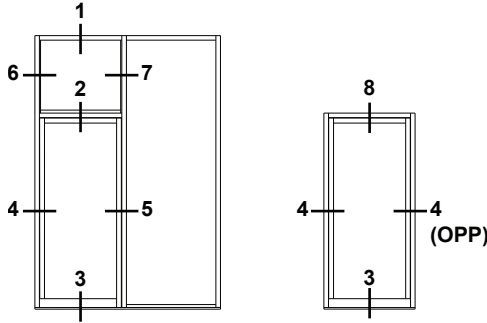
Kawneer reserves the right to change configuration without prior notice when deemed necessary for product improvement.
© 2020, Kawneer Company, Inc.

Additional information and CAD details are available at www.kawneer.com

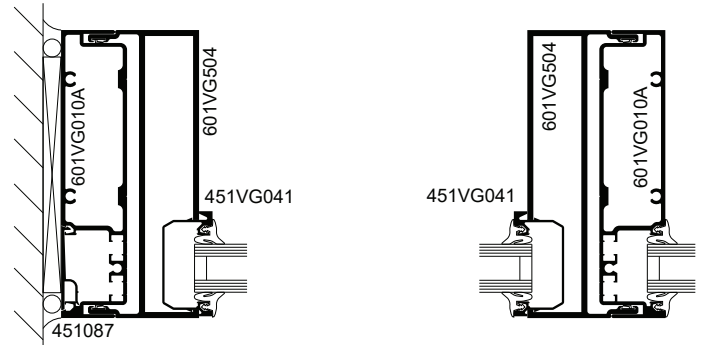
Trifab® VersaGlaze® 601 FRAMING INCORPORATING KAWNEER “190” DOORS.

DOOR FRAMING NON-THERMAL

NOTE: OTHER TYPES OF KAWNEER DOORS MAY BE USED WITH THIS FRAMING SYSTEM. SEE ENTRANCE DETAILS FOR ADDITIONAL INFORMATION.

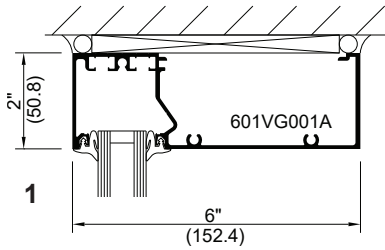


ELEVATIONS ARE NUMBER KEYED TO DETAILS

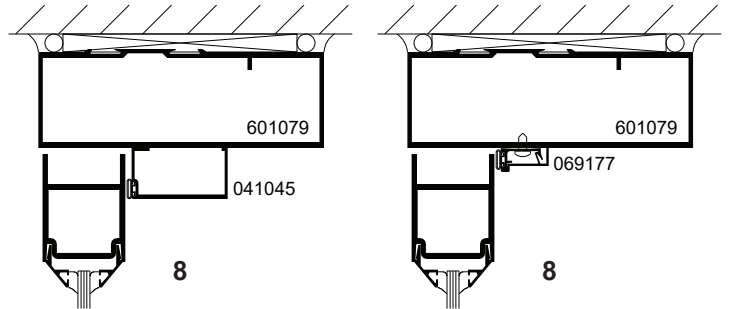


6 TRANSOM JAMBS 7

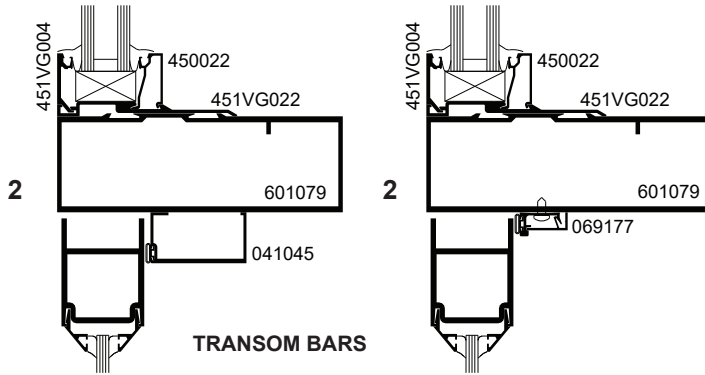
Transom area for both double or single acting doors with glass surround. Jamb above transom bar are routed out to accept glass holding insert.



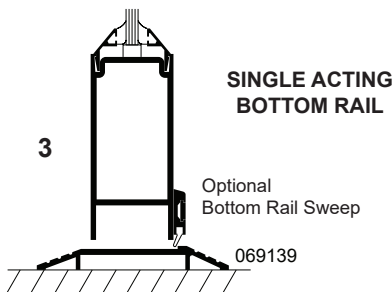
TRANSOM HEAD



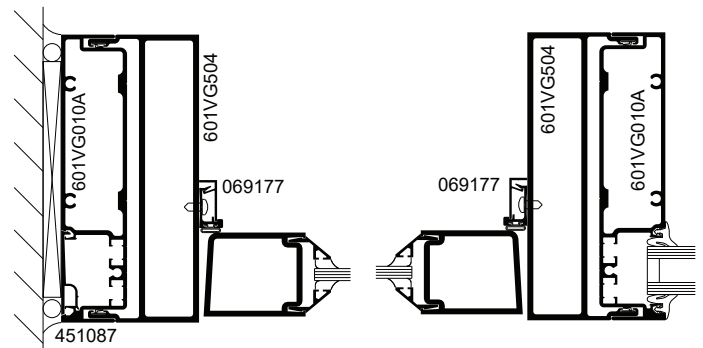
SINGLE ACTING HEADERS



TRANSOM BARS



SINGLE ACTING BOTTOM RAIL



SINGLE ACTING DOOR JAMBS

Laws and building and safety codes governing the design and use of Kawneer products, such as glazed entrance, window, and curtain wall products, vary widely. Kawneer does not control the selection of product configurations, operating hardware, or glazing materials, and assumes no responsibility therefor.

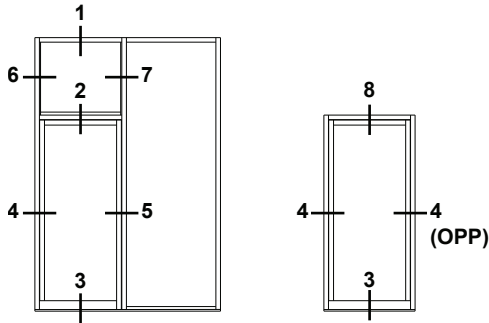
Kawneer reserves the right to change configuration without prior notice when deemed necessary for product improvement.
© 2020, Kawneer Company, Inc.

Additional information and CAD details are available at www.kawneer.com

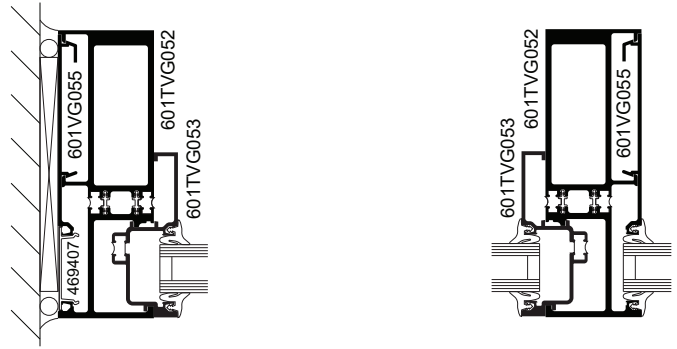
Trifab® VersaGlaze® 601UT FRAMING INCORPORATING KAWNEER 250T INSULPOUR® THERMAL ENTRANCE.

DOOR FRAMING THERMAL

NOTE: OTHER TYPES OF KAWNEER DOORS MAY BE USED WITH THIS FRAMING SYSTEM. SEE ENTRANCE DETAILS FOR ADDITIONAL INFORMATION.

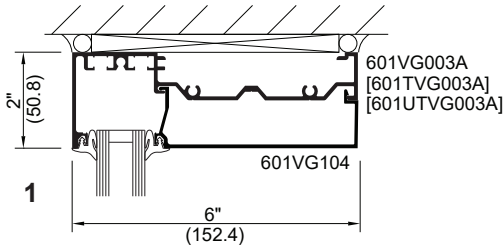


ELEVATIONS ARE NUMBER KEYED TO DETAILS

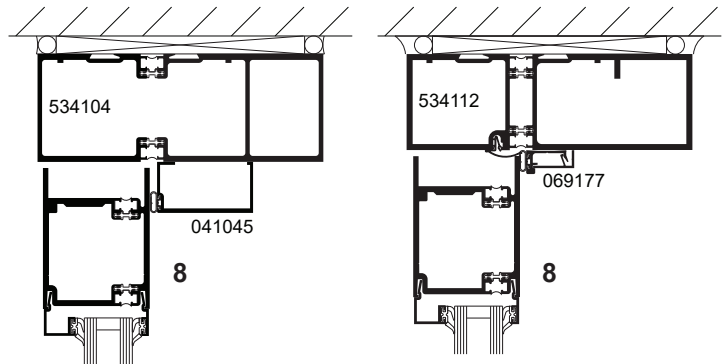


6 TRANSOM JAMBS 7

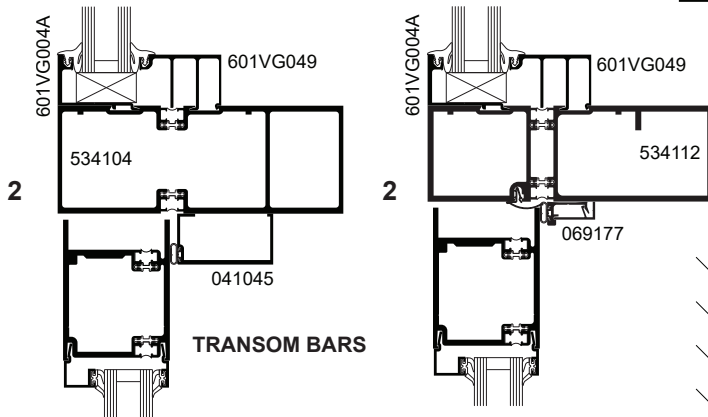
Transom area for both double or single acting doors with glass surround. Jamb above transom bar are routed out to accept glass holding insert.



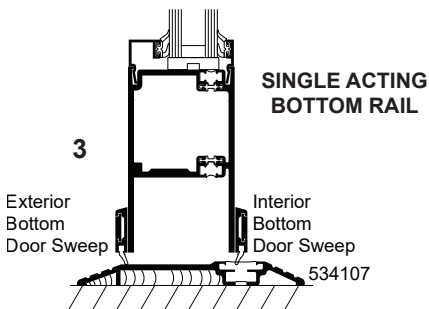
TRANSOM HEAD



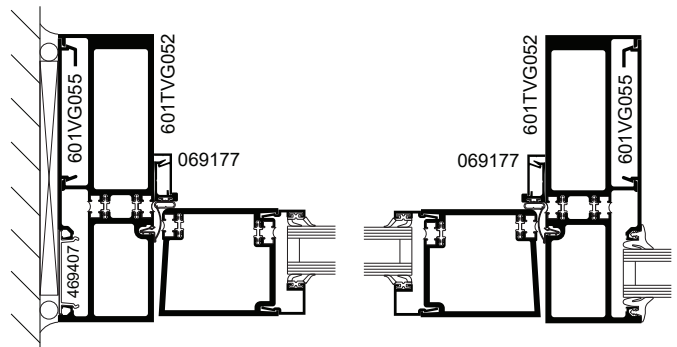
SINGLE ACTING HEADERS



TRANSOM BARS



SINGLE ACTING BOTTOM RAIL



4 SINGLE ACTING DOOR JAMBS 5

Laws and building and safety codes governing the design and use of Kawneer products, such as glazed entrance, window, and curtain wall products, vary widely. Kawneer does not control the selection of product configurations, operating hardware, or glazing materials, and assumes no responsibility therefor.

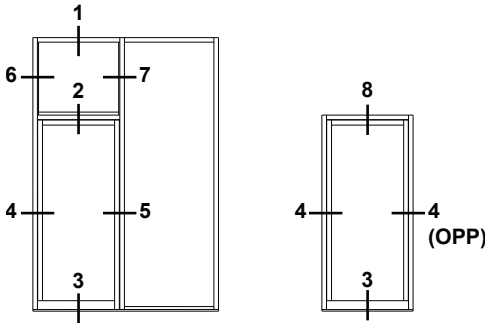
Kawneer reserves the right to change configuration without prior notice when deemed necessary for product improvement.
© 2020, Kawneer Company, Inc.

Additional information and CAD details are available at www.kawneer.com

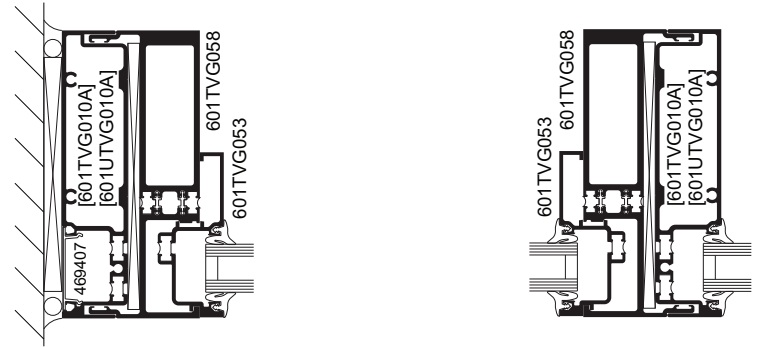
Trifab® VersaGlaze® 601UT FRAMING INCORPORATING KAWNEER 250T INSULPOUR® THERMAL ENTRANCE.

DOOR FRAMING THERMAL

NOTE: OTHER TYPES OF KAWNEER DOORS MAY BE USED WITH THIS FRAMING SYSTEM. SEE ENTRANCE DETAILS FOR ADDITIONAL INFORMATION.

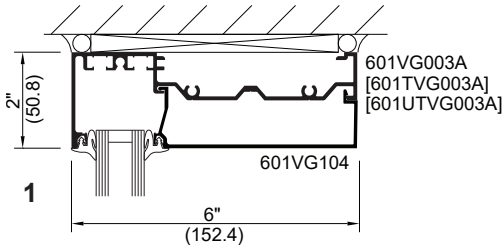


ELEVATIONS ARE NUMBER KEYED TO DETAILS

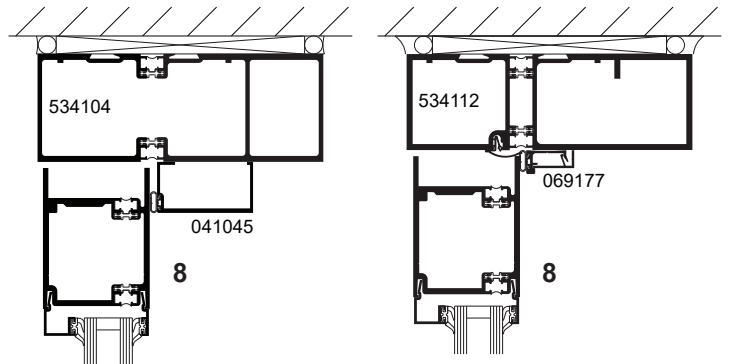


6 TRANSOM JAMBS 7

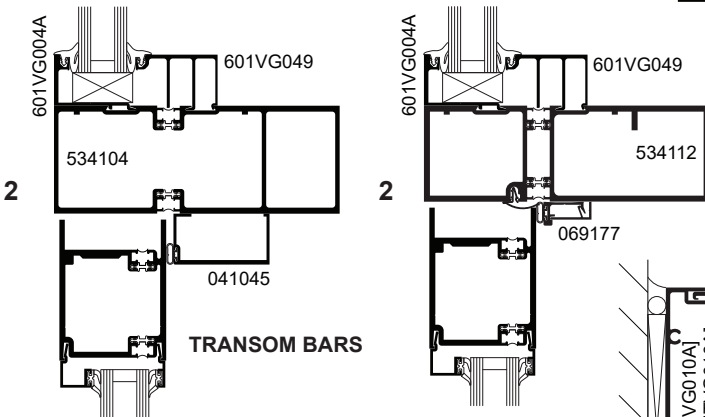
Transom area for both double or single acting doors with glass surround. Jambs above transom bar are routed out to accept glass holding insert.



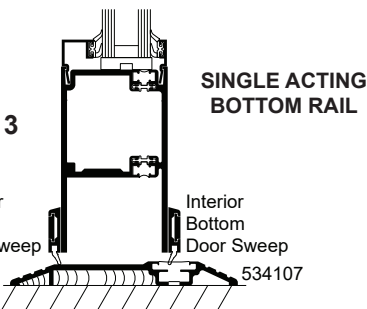
1 TRANSOM HEAD



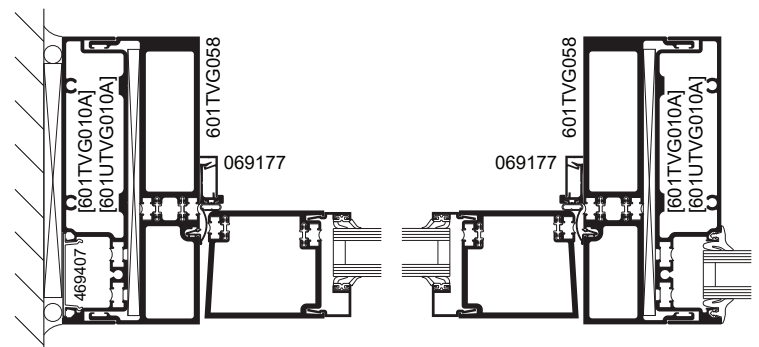
8 SINGLE ACTING HEADERS



2 TRANSOM BARS



3 SINGLE ACTING BOTTOM RAIL



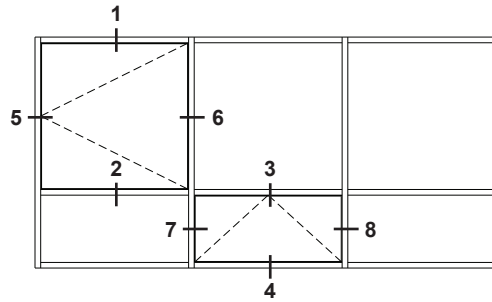
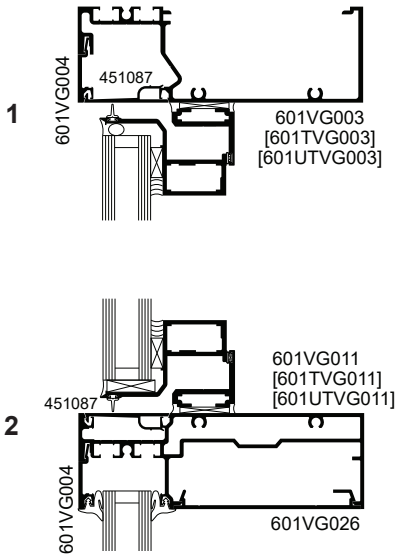
4 SINGLE ACTING DOOR JAMBS 5

Laws and building and safety codes governing the design and use of Kawneer products, such as glazed entrance, window, and curtain wall products, vary widely. Kawneer does not control the selection of product configurations, operating hardware, or glazing materials, and assumes no responsibility therefor.

Kawneer reserves the right to change configuration without prior notice when deemed necessary for product improvement.
© 2020, Kawneer Company, Inc.

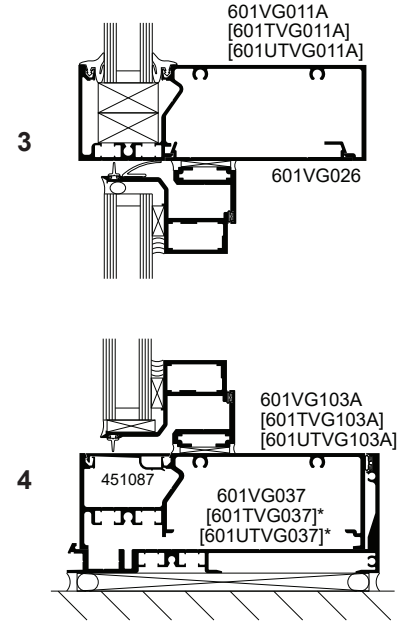
Additional information and CAD details are available at www.kawneer.com

**OUTSWING CASEMENT
VERTICAL SECTION**

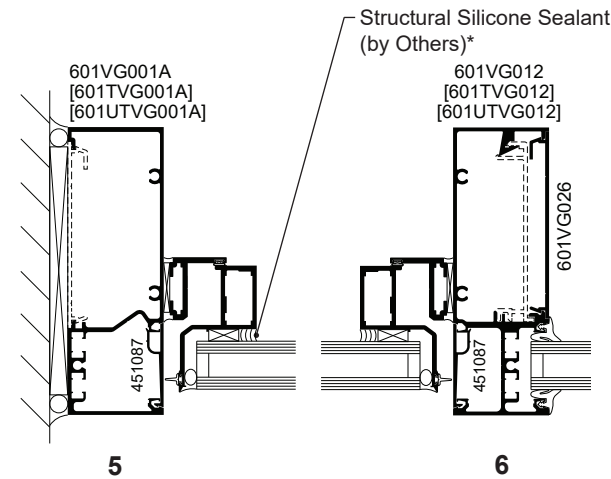


ELEVATION IS NUMBER KEYED TO DETAILS

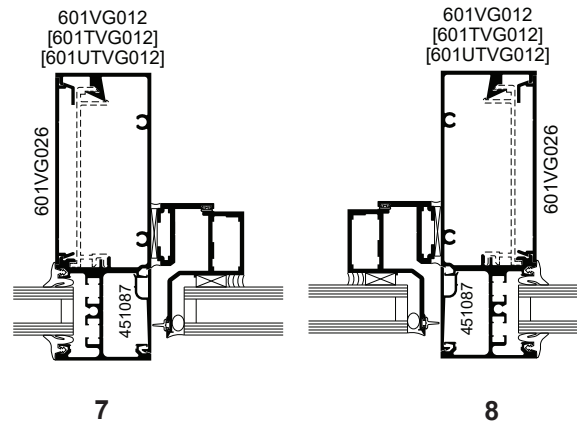
**PROJECT-OUT
VERTICAL SECTION**



**OUTSWING CASEMENT
HORIZONTAL SECTION**



**PROJECT-OUT
HORIZONTAL SECTION**



NOTE: Black spacer is recommended when 1" insulating glass is used.

Laws and building and safety codes governing the design and use of Kawneer products, such as glazed entrance, window, and curtain wall products, vary widely. Kawneer does not control the selection of product configurations, operating hardware, or glazing materials, and assumes no responsibility therefor.

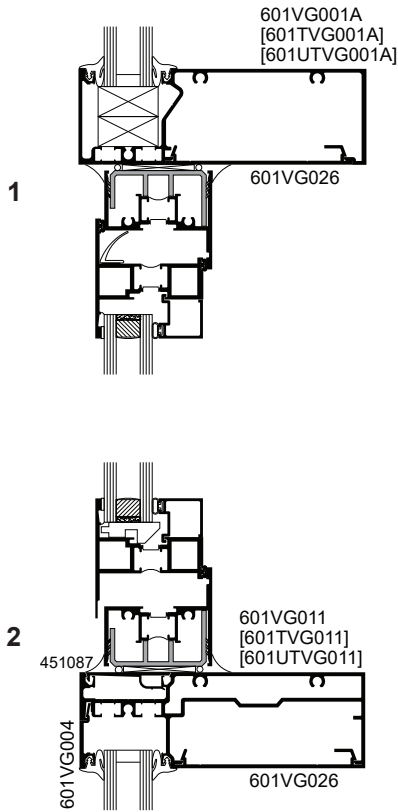
Kawneer reserves the right to change configuration without prior notice when deemed necessary for product improvement.
© 2020, Kawneer Company, Inc.

Additional information and CAD details are available at www.kawneer.com

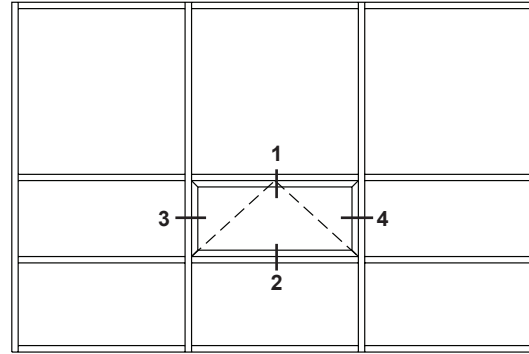
Laws and building and safety codes governing the design and use of Kawneer products, such as glazed entrance, window, and curtain wall products, vary widely. Kawneer does not control the selection of product configurations, operating hardware, or glazing materials, and assumes no responsibility therefor.

Kawneer reserves the right to change configuration without prior notice when deemed necessary for product improvement.
© 2020, Kawneer Company, Inc.

**PROJECT-OUT
VERTICAL SECTION**

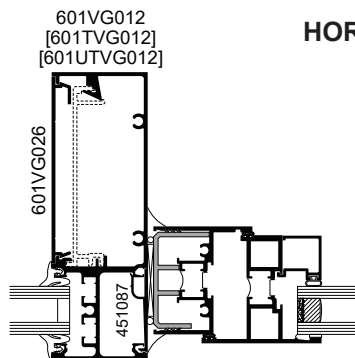


8225TL THERMAL WINDOWS SHOWN
NOTE: OTHER VENT TYPES CAN BE ACCOMMODATED, CONSULT YOUR KAWNEER REPRESENTATIVE FOR OTHER OPTIONS

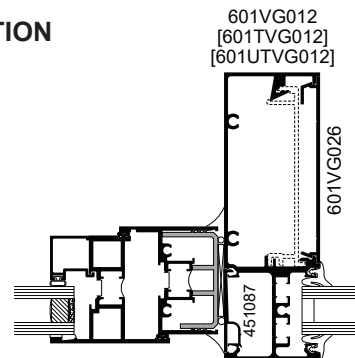


ELEVATION IS NUMBER KEYED TO DETAILS

**PROJECT-OUT
HORIZONTAL SECTION**



3



4

WIND LOAD CHARTS

TF VG 601 (Non-Thermal).....	26-33
TF VG 601T (Thermal).....	34-42
TF VG 601UT (Ultra Thermal).....	43-49
TF VG 601/601T/601UT (SSG Mullions).....	50

DEADLOAD CHARTS

TF VG 601/601T/601UT	51-52
----------------------------	--------------

THERMAL CHARTS

EXAMPLE CALCULATION.....	53
TF VG 601 (Non-Thermal).....	54-59
TF VG 601T (Thermal).....	60-65
TF VG 601UT (Ultra Thermal).....	66-71

Laws and building and safety codes governing the design and use of Kawneer products, such as glazed entrance, window, and curtain wall products, vary widely. Kawneer does not control the selection of product configurations, operating hardware, or glazing materials, and assumes no responsibility therefor.

Kawneer reserves the right to change configuration without prior notice when deemed necessary for product improvement.
© 2020, Kawneer Company, Inc.

WIND LOAD CHARTS

Mullions are designed for deflection limitations in accordance with AAMA TIR-A11 of L/175 up to 13' 6" and L/240 +1/4" above 13' 6". These curves are for mullions WITH HORIZONTALS and are based on engineering calculations for stress and deflection. Allowable wind load stress for ALUMINUM 15,152 psi (104 MPa), STEEL 30,000 psi (207 MPa). Charted curves, in all cases are for the limiting value. Wind load charts contained herein are based upon nominal wind load utilized in allowable stress design. A conversion from Load Resistance Factor Design (LRFD) is provided. To convert ultimate wind loads to nominal loads, multiply ultimate wind loads by a factor of 0.6 per ASCE/SEI 7. A 4/3 increase in allowable stress has not been used to develop these curves. For special situations not covered by these curves, contact your Kawneer representative for additional information.

If the end reaction of the mullion [mullion spacing (ft.) times height (ft.) times specified wind load (psf) divided by two] is more than 500 lbs., the optional Heavyweight Compensating Receptor Face/Reinforcing Clip (Screw Spline/Shear Block systems) or Mullion Anchors (Stick system) must be used. Consult Application Engineering. (*Mullion Anchor not used with Standard Receptor.*)

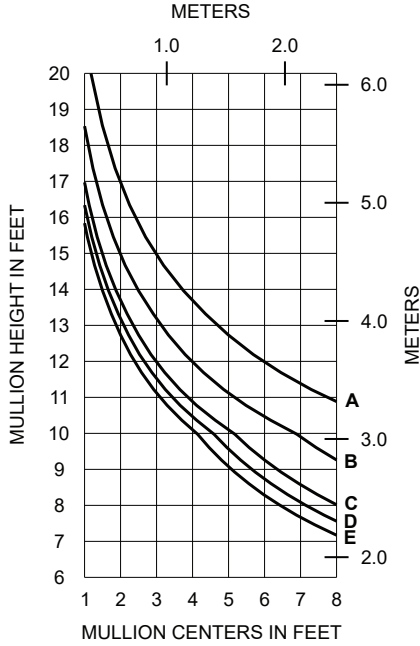
DEADLOAD CHARTS

Horizontal or deadload limitations are based upon 1/8" (3.2), maximum allowable deflection at the center of an intermediate horizontal member. The accompanying charts are calculated for 1" (25.4) thick insulating glass or 1/4" (6.4) thick glass supported on two setting blocks placed at the loading points shown.

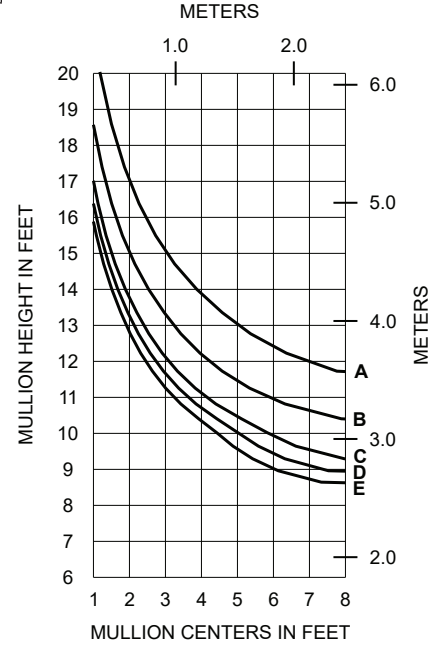
NOTE: Charts are for THERMAL and NON-THERMAL members.

	Allowable Stress Design Load	LRFD Ultimate Design Load
A =	20 PSF (960)	33 PSF (1580)
B =	30 PSF (1440)	50 PSF (2400)
C =	40 PSF (1920)	67 PSF (3200)
D =	45 PSF (2160)	75 PSF (3600)
E =	50 PSF (2400)	83 PSF (4000)

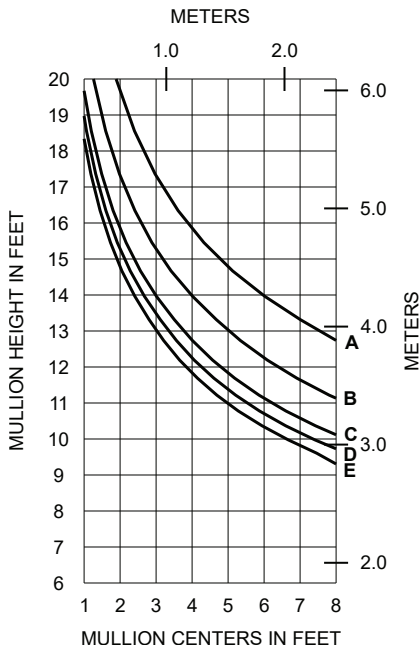
WITH HORIZONTALS



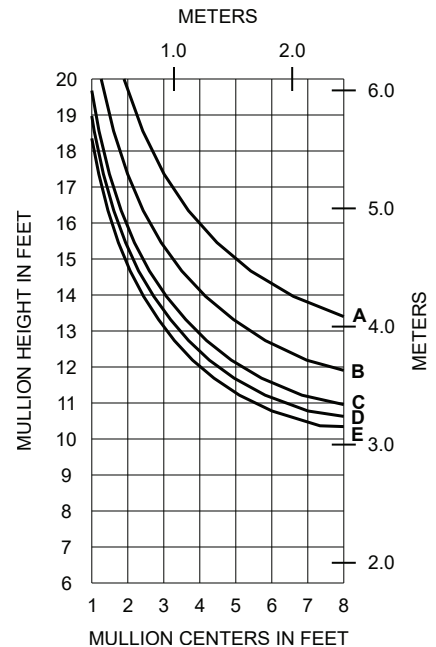
WITHOUT HORIZONTALS



WITH HORIZONTALS



WITHOUT HORIZONTALS

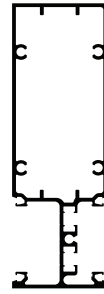
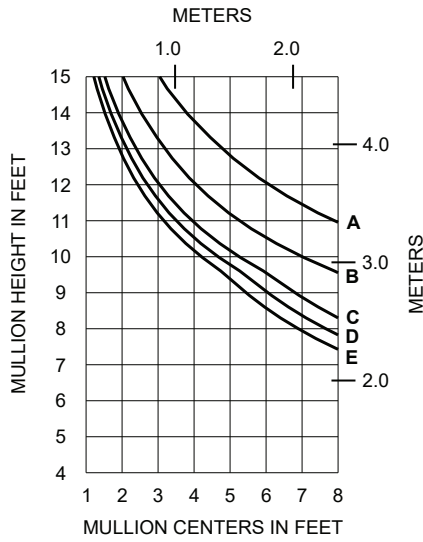


Laws and building and safety codes governing the design and use of Kawneer products, such as glazed entrance, window, and curtain wall products, vary widely. Kawneer does not control the selection of product configurations, operating hardware, or glazing materials, and assumes no responsibility therefor.

Kawneer reserves the right to change configuration without prior notice when deemed necessary for product improvement.
 © 2020, Kawneer Company, Inc.

	Allowable Stress Design Load	LRFD Ultimate Design Load
A =	20 PSF (960)	33 PSF (1580)
B =	30 PSF (1440)	50 PSF (2400)
C =	40 PSF (1920)	67 PSF (3200)
D =	45 PSF (2160)	75 PSF (3600)
E =	50 PSF (2400)	83 PSF (4000)

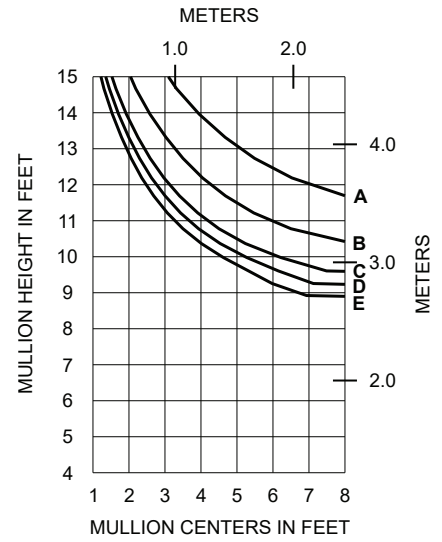
WITH HORIZONTALS



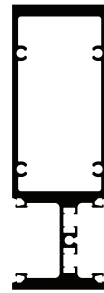
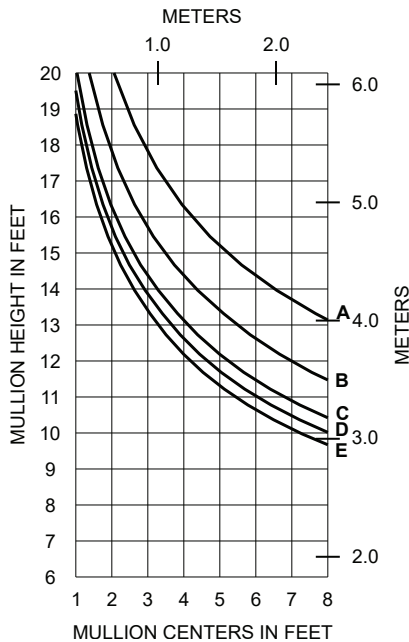
601VG005

I = 6.881 (286.41 x 10⁴)
S = 2.182 (35.76 x 10³)

WITHOUT HORIZONTALS



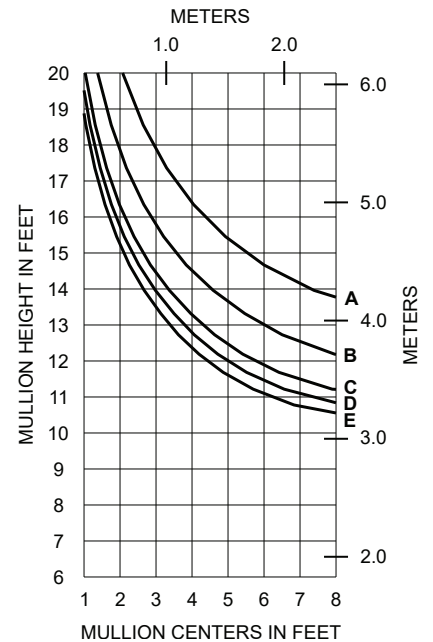
WITH HORIZONTALS



601VG105

I = 11.863 (493.77 x 10⁴)
S = 3.902 (63.94 x 10³)

WITHOUT HORIZONTALS

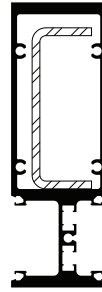
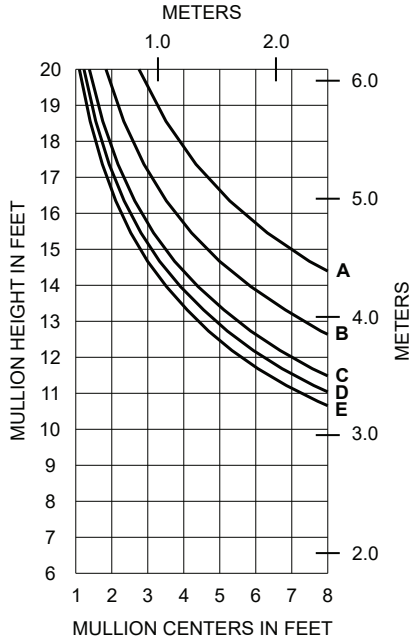


Laws and building and safety codes governing the design and use of Kawneer products, such as glazed entrance, window, and curtain wall products, vary widely. Kawneer does not control the selection of product configurations, operating hardware, or glazing materials, and assumes no responsibility therefor.

Kawneer reserves the right to change configuration without prior notice when deemed necessary for product improvement.
© 2020, Kawneer Company, Inc.

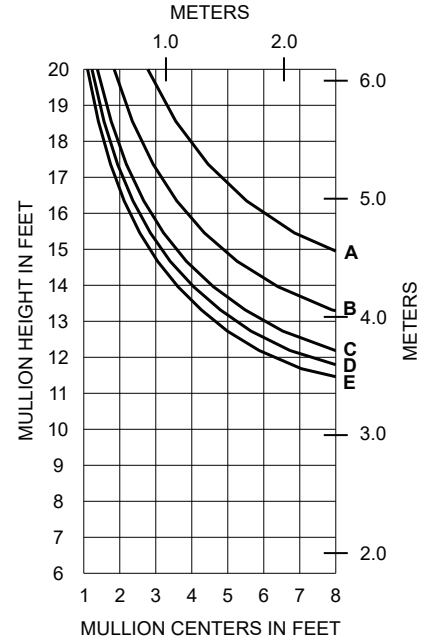
	Allowable Stress Design Load	LRFD Ultimate Design Load
A =	20 PSF (960)	33 PSF (1580)
B =	30 PSF (1440)	50 PSF (2400)
C =	40 PSF (1920)	67 PSF (3200)
D =	45 PSF (2160)	75 PSF (3600)
E =	50 PSF (2400)	83 PSF (4000)

WITH HORIZONTALS

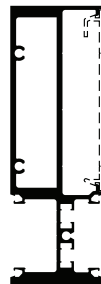
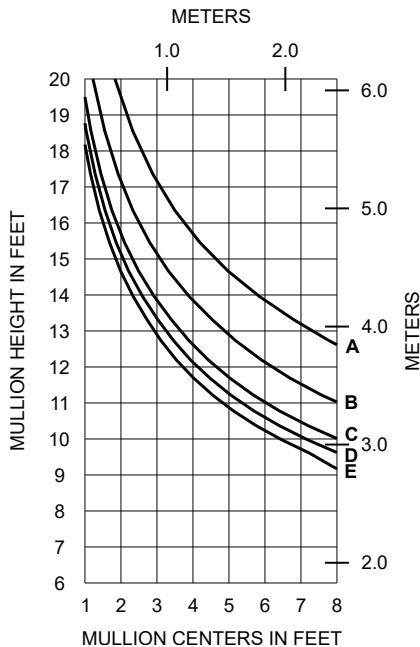


601VG105
WITH 162303 STEEL
 $I_A = 11.863 (493.77 \times 10^4)$
 $S_A = 3.902 (63.94 \times 10^3)$
 $I_S = 1.378 (57.36 \times 10^4)$
 $S_S = 0.813 (13.32 \times 10^3)$

WITHOUT HORIZONTALS

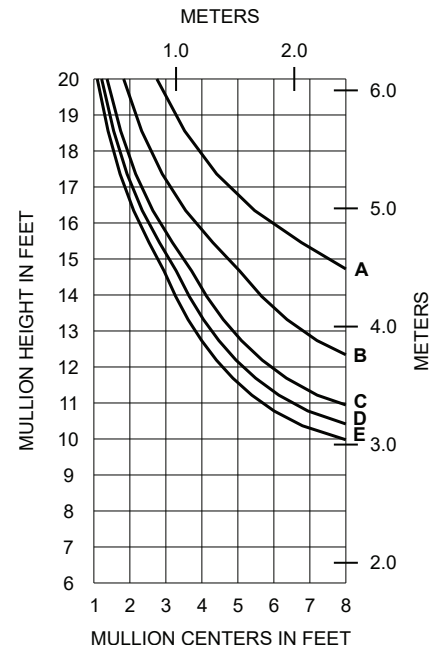


WITH HORIZONTALS



601VG014
 $I = 10.520 (437.87 \times 10^4)$
 $S = 3.327 (54.52 \times 10^3)$

WITHOUT HORIZONTALS

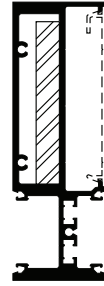
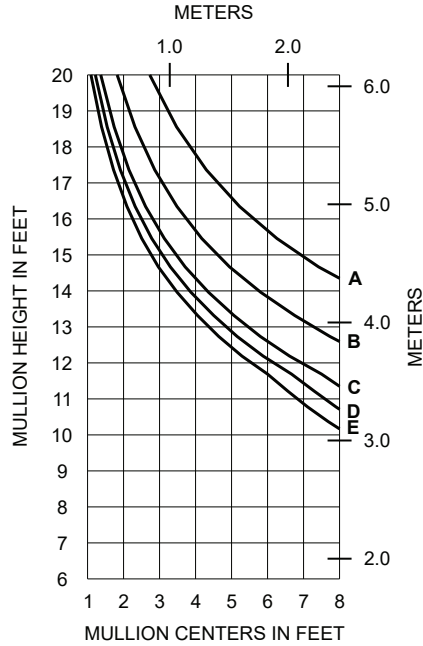


Laws and building and safety codes governing the design and use of Kawneer products, such as glazed entrance, window, and curtain wall products, vary widely. Kawneer does not control the selection of product configurations, operating hardware, or glazing materials, and assumes no responsibility therefor.

Kawneer reserves the right to change configuration without prior notice when deemed necessary for product improvement.
 © 2020, Kawneer Company, Inc.

	Allowable Stress Design Load	LRFD Ultimate Design Load
A =	20 PSF (960)	33 PSF (1580)
B =	30 PSF (1440)	50 PSF (2400)
C =	40 PSF (1920)	67 PSF (3200)
D =	45 PSF (2160)	75 PSF (3600)
E =	50 PSF (2400)	83 PSF (4000)

WITH HORIZONTALS

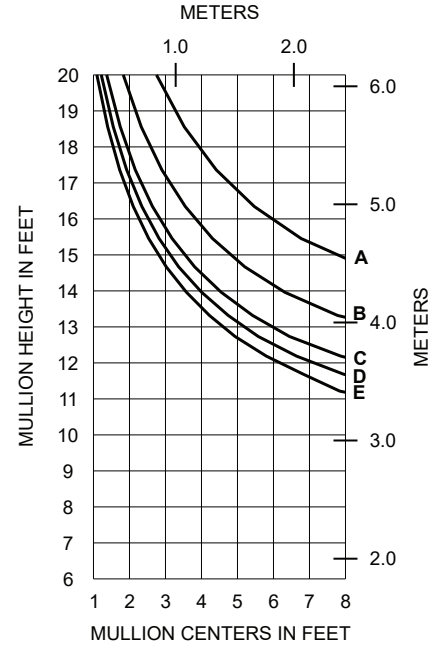


601VG014
WITH 427219 STEEL

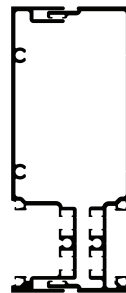
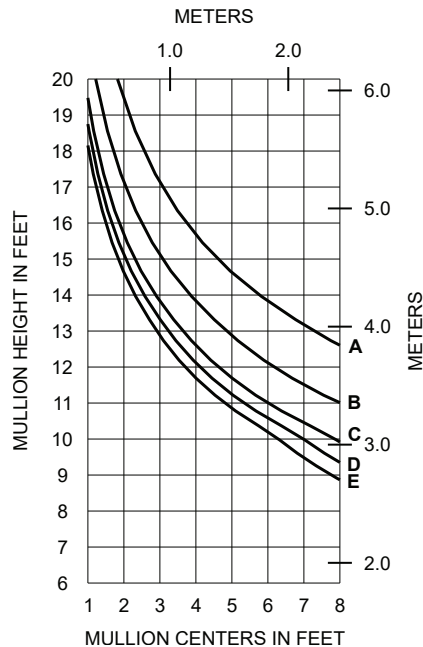
$I_A = 10.520 (437.87 \times 10^4)$
 $S_A = 3.327 (54.52 \times 10^3)$

$I_S = 1.786 (74.34 \times 10^4)$
 $S_S = 1.021 (16.73 \times 10^3)$

WITHOUT HORIZONTALS



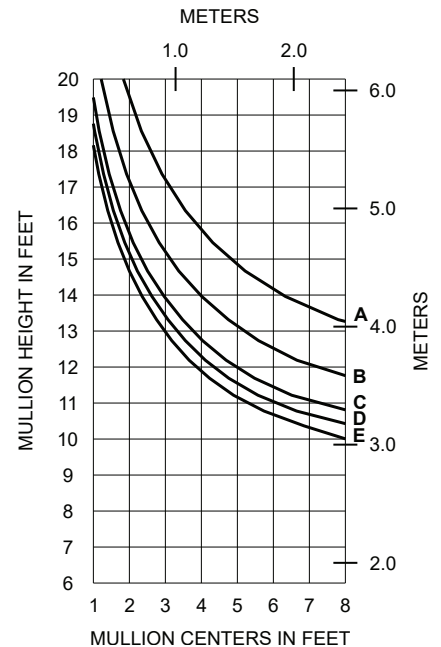
WITH HORIZONTALS



601VG010
601VG009

$I = 10.471 (435.83 \times 10^4)$
 $S = 3.112 (51.00 \times 10^3)$

WITHOUT HORIZONTALS

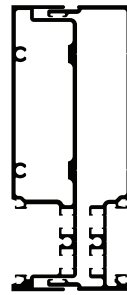
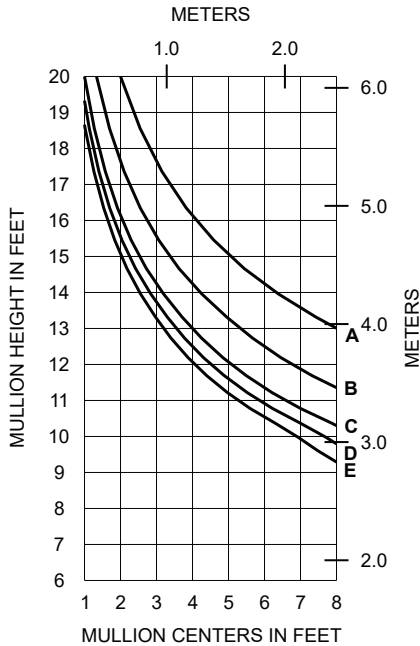


Laws and building and safety codes governing the design and use of Kawneer products, such as glazed entrance, window, and curtain wall products, vary widely. Kawneer does not control the selection of product configurations, operating hardware, or glazing materials, and assumes no responsibility therefor.

Kawneer reserves the right to change configuration without prior notice when deemed necessary for product improvement.
© 2020, Kawneer Company, Inc.

	Allowable Stress Design Load	LRFD Ultimate Design Load
A =	20 PSF (960)	33 PSF (1580)
B =	30 PSF (1440)	50 PSF (2400)
C =	40 PSF (1920)	67 PSF (3200)
D =	45 PSF (2160)	75 PSF (3600)
E =	50 PSF (2400)	83 PSF (4000)

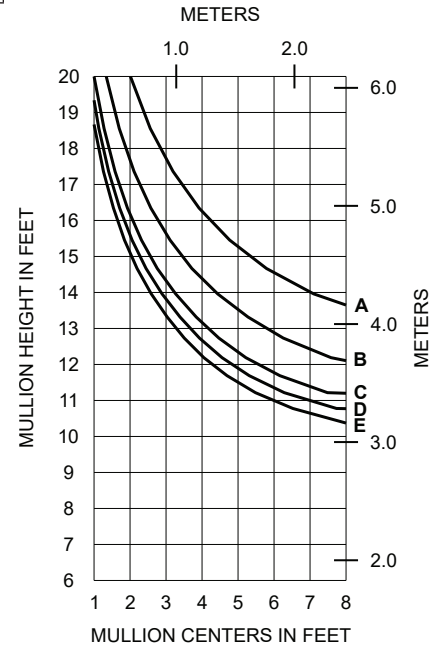
WITH HORIZONTALS



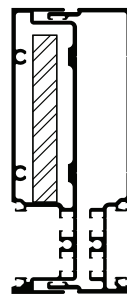
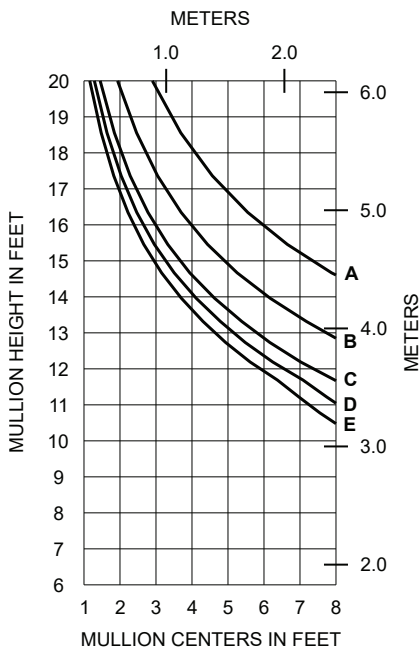
601VG010A
601VG009

$I = 11.484 (478.00 \times 10^4)$
 $S = 3.413 (55.93 \times 10^3)$

WITHOUT HORIZONTALS



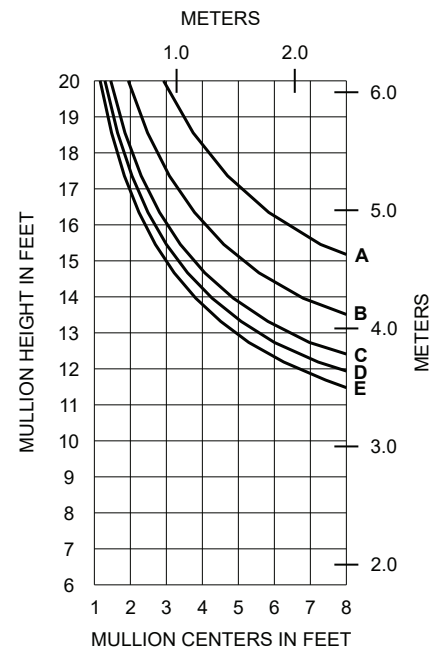
WITH HORIZONTALS



601VG010A
901VG009
WITH 427219 STEEL

$I_A = 11.484 (478.00 \times 10^4)$
 $S_A = 3.413 (55.93 \times 10^3)$
 $I_S = 1.786 (74.34 \times 10^4)$
 $S_S = 1.021 (16.73 \times 10^3)$

WITHOUT HORIZONTALS

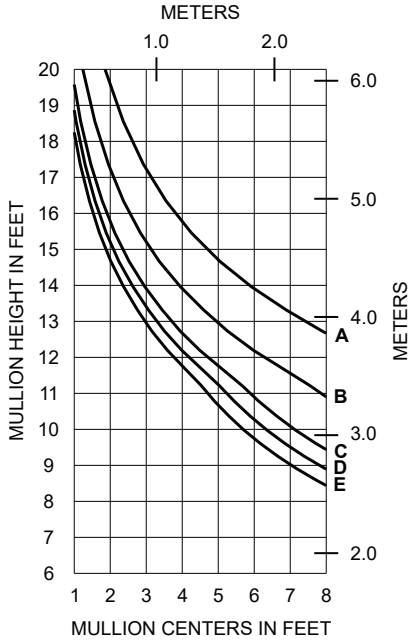


Laws and building and safety codes governing the design and use of Kawneer products, such as glazed entrance, window, and curtain wall products, vary widely. Kawneer does not control the selection of product configurations, operating hardware, or glazing materials, and assumes no responsibility therefor.

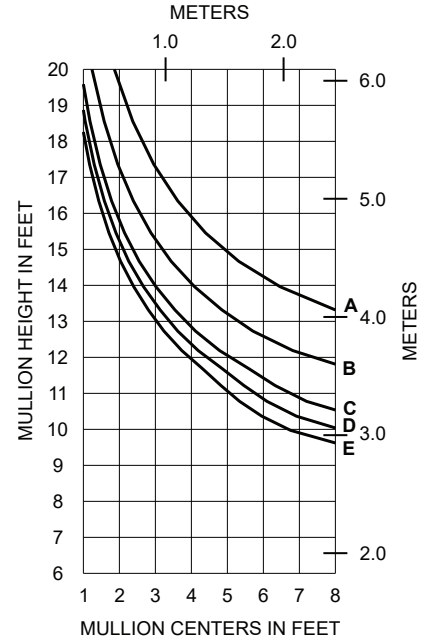
Kawneer reserves the right to change configuration without prior notice when deemed necessary for product improvement.
© 2020, Kawneer Company, Inc.

	Allowable Stress Design Load	LRFD Ultimate Design Load
A =	20 PSF (960)	33 PSF (1580)
B =	30 PSF (1440)	50 PSF (2400)
C =	40 PSF (1920)	67 PSF (3200)
D =	45 PSF (2160)	75 PSF (3600)
E =	50 PSF (2400)	83 PSF (4000)

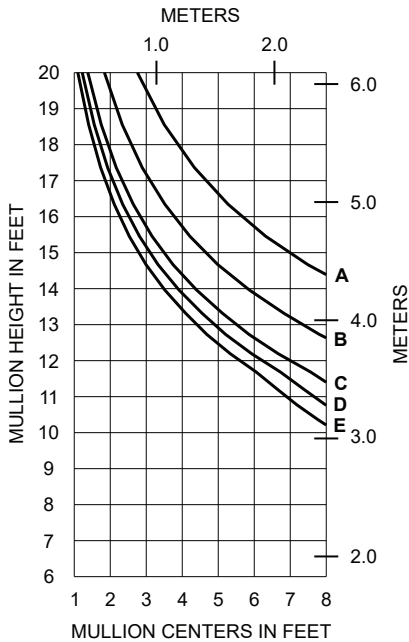
WITH HORIZONTALS



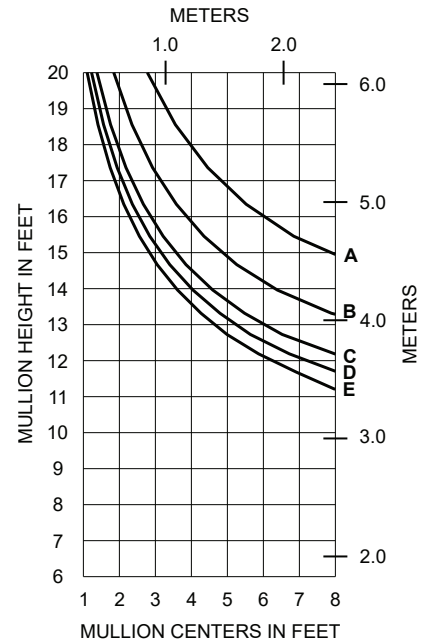
WITHOUT HORIZONTALS



WITH HORIZONTALS



WITHOUT HORIZONTALS

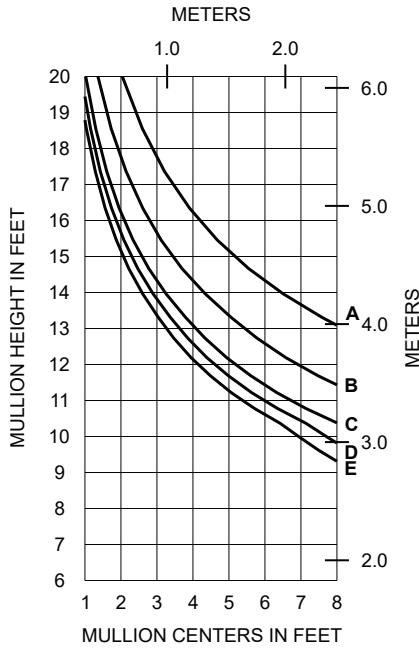


Laws and building and safety codes governing the design and use of Kawneer products, such as glazed entrance, window, and curtain wall products, vary widely. Kawneer does not control the selection of product configurations, operating hardware, or glazing materials, and assumes no responsibility therefor.

Kawneer reserves the right to change configuration without prior notice when deemed necessary for product improvement.
© 2020, Kawneer Company, Inc.

	Allowable Stress Design Load	LRFD Ultimate Design Load
A =	20 PSF (960)	33 PSF (1580)
B =	30 PSF (1440)	50 PSF (2400)
C =	40 PSF (1920)	67 PSF (3200)
D =	45 PSF (2160)	75 PSF (3600)
E =	50 PSF (2400)	83 PSF (4000)

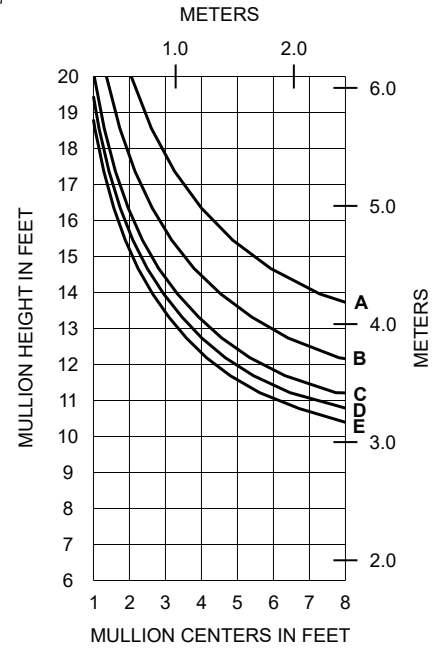
WITH HORIZONTALS



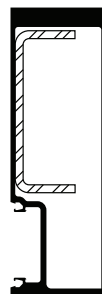
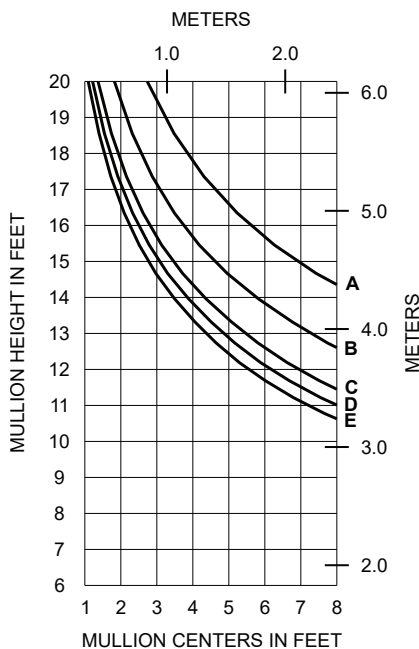
601VG019

$I = 11.737 (488.53 \times 10^4)$
 $S = 3.431 (56.22 \times 10^3)$

WITHOUT HORIZONTALS



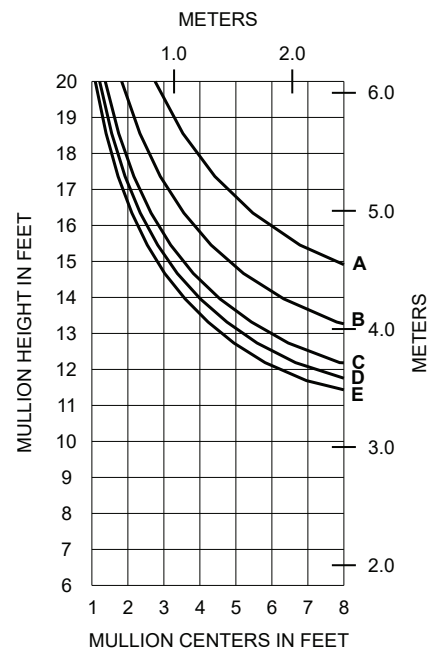
WITH HORIZONTALS



601VG019
 WITH 162303 STEEL

$I_A = 11.737 (488.53 \times 10^4)$
 $S_A = 3.431 (56.22 \times 10^3)$
 $I_S = 1.378 (57.36 \times 10^4)$
 $S_S = 0.813 (13.32 \times 10^3)$

WITHOUT HORIZONTALS

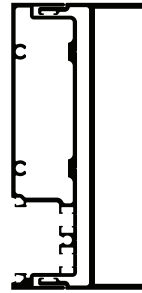
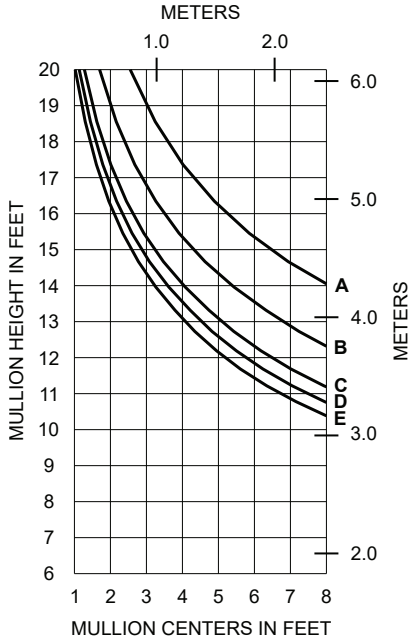


Laws and building and safety codes governing the design and use of Kawneer products, such as glazed entrance, window, and curtain wall products, vary widely. Kawneer does not control the selection of product configurations, operating hardware, or glazing materials, and assumes no responsibility therefor.

Kawneer reserves the right to change configuration without prior notice when deemed necessary for product improvement.
 © 2020, Kawneer Company, Inc.

	Allowable Stress Design Load	LRFD Ultimate Design Load
A =	20 PSF (960)	33 PSF (1580)
B =	30 PSF (1440)	50 PSF (2400)
C =	40 PSF (1920)	67 PSF (3200)
D =	45 PSF (2160)	75 PSF (3600)
E =	50 PSF (2400)	83 PSF (4000)

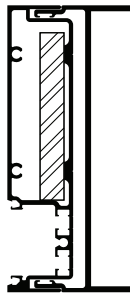
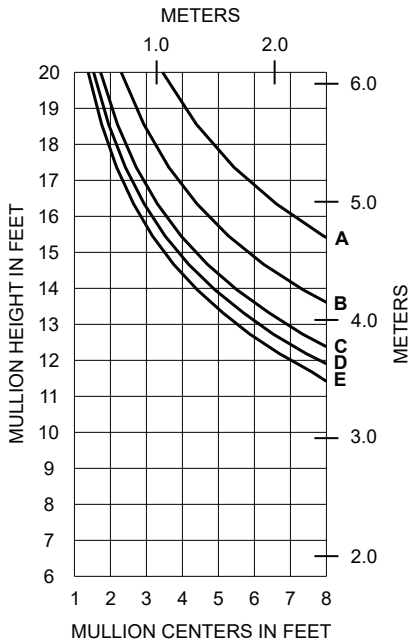
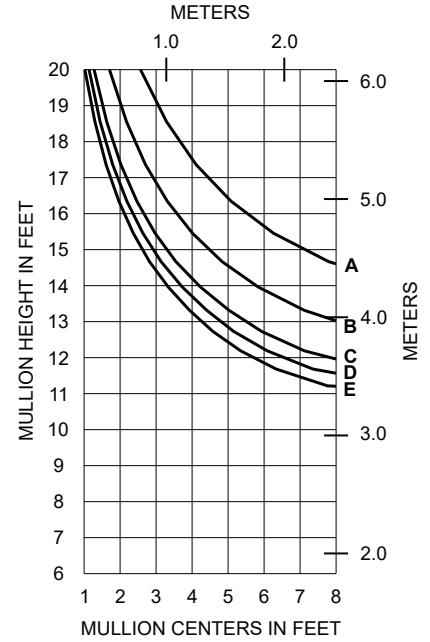
WITH HORIZONTALS



601VG010A
601VG020

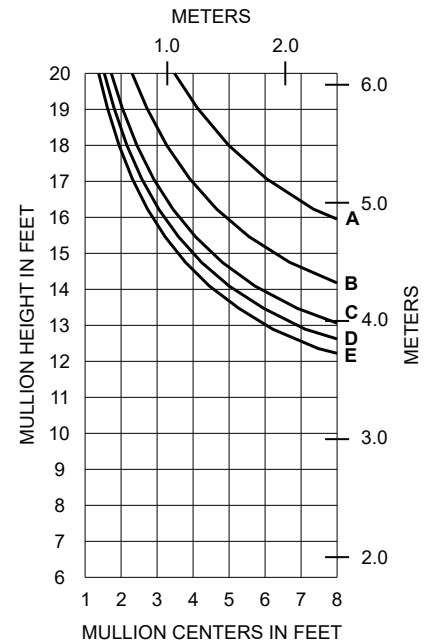
$I_x = 14.702 (611.94 \times 10^4)$
 $S_x = 4.893 (80.18 \times 10^3)$

WITHOUT HORIZONTALS



601VG010A
601VG020
WITH 427219 STEEL

$I_x = 14.702 (611.94 \times 10^4)$
 $S_x = 4.893 (80.18 \times 10^3)$
 $I_s = 1.786 (74.34 \times 10^4)$
 $S_s = 1.021 (16.73 \times 10^3)$

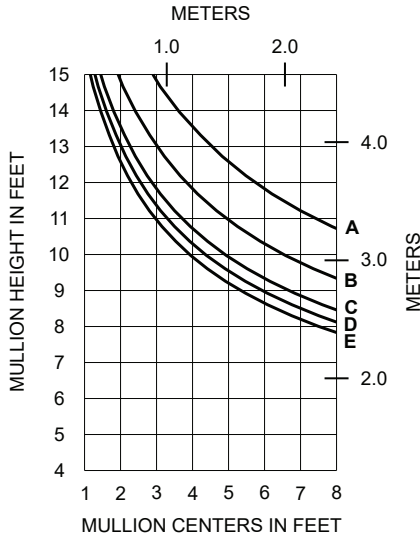


Laws and building and safety codes governing the design and use of Kawneer products, such as glazed entrance, window, and curtain wall products, vary widely. Kawneer does not control the selection of product configurations, operating hardware, or glazing materials, and assumes no responsibility therefor.

Kawneer reserves the right to change configuration without prior notice when deemed necessary for product improvement.
© 2020, Kawneer Company, Inc.

	Allowable Stress Design Load	LRFD Ultimate Design Load
A =	20 PSF (960)	33 PSF (1580)
B =	30 PSF (1440)	50 PSF (2400)
C =	40 PSF (1920)	67 PSF (3200)
D =	45 PSF (2160)	75 PSF (3600)
E =	50 PSF (2400)	83 PSF (4000)

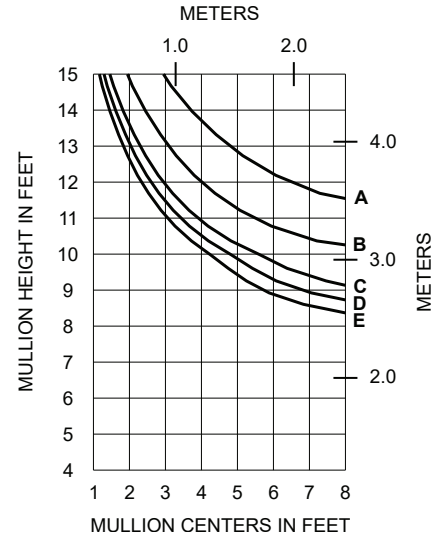
WITH HORIZONTALS



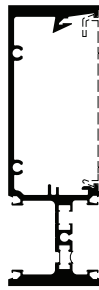
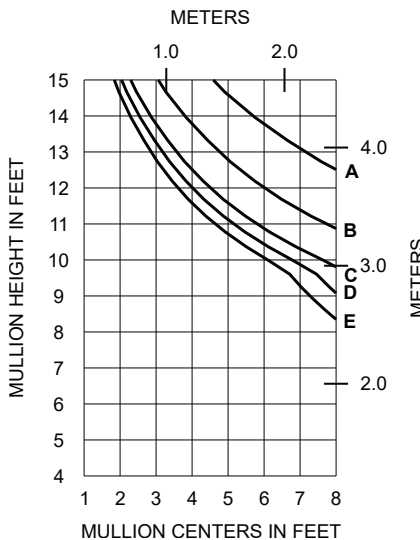
601TVG012

WIND LOAD CHARTS ARE BASED ON COMPOSITE PROPERTIES WHICH ARE CALCULATED IN ACCORDANCE WITH AAMA TIR-A8 AND AAMA 505

WITHOUT HORIZONTALS



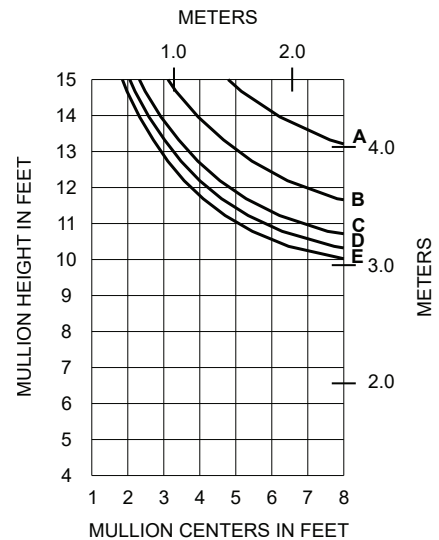
WITH HORIZONTALS



601TVG013

WIND LOAD CHARTS ARE BASED ON COMPOSITE PROPERTIES WHICH ARE CALCULATED IN ACCORDANCE WITH AAMA TIR-A8 AND AAMA 505

WITHOUT HORIZONTALS

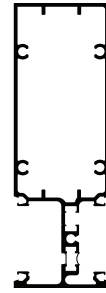
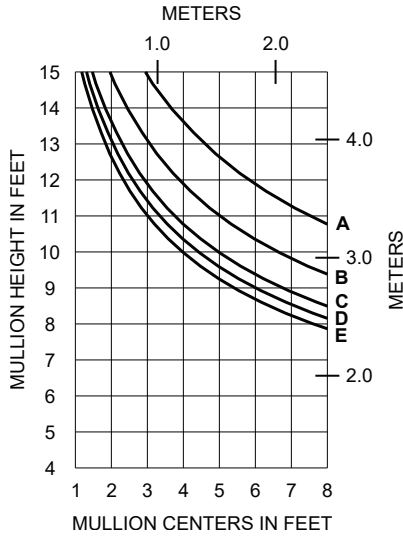


Laws and building and safety codes governing the design and use of Kawneer products, such as glazed entrance, window, and curtain wall products, vary widely. Kawneer does not control the selection of product configurations, operating hardware, or glazing materials, and assumes no responsibility therefor.

Kawneer reserves the right to change configuration without prior notice when deemed necessary for product improvement.
© 2020, Kawneer Company, Inc.

	Allowable Stress Design Load	LRFD Ultimate Design Load
A =	20 PSF (960)	33 PSF (1580)
B =	30 PSF (1440)	50 PSF (2400)
C =	40 PSF (1920)	67 PSF (3200)
D =	45 PSF (2160)	75 PSF (3600)
E =	50 PSF (2400)	83 PSF (4000)

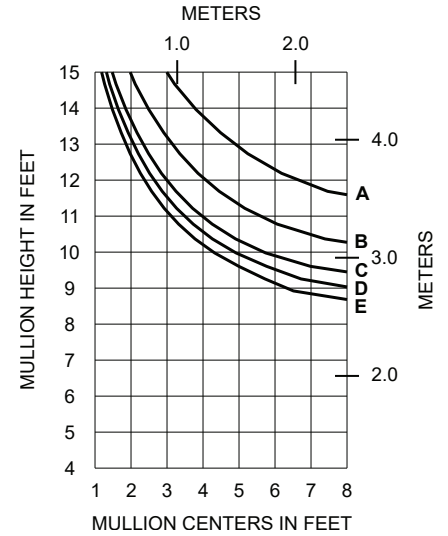
WITH HORIZONTALS



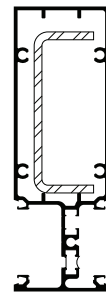
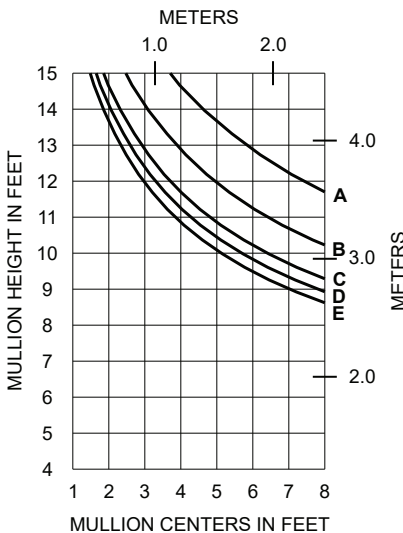
601TVG005

WIND LOAD CHARTS ARE BASED ON COMPOSITE PROPERTIES WHICH ARE CALCULATED IN ACCORDANCE WITH AAMA TIR-A8 AND AAMA 505

WITHOUT HORIZONTALS



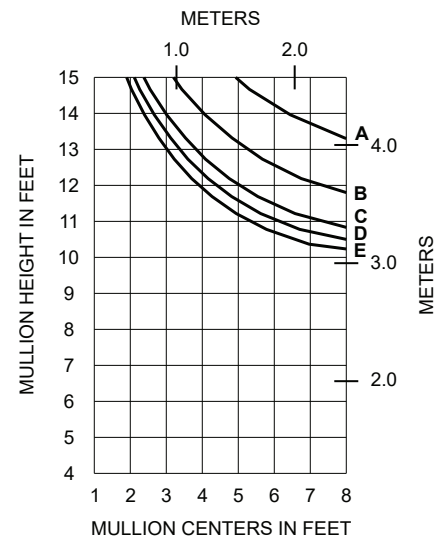
WITH HORIZONTALS



601TVG005 WITH 162303 STEEL

WIND LOAD CHARTS ARE BASED ON COMPOSITE PROPERTIES WHICH ARE CALCULATED IN ACCORDANCE WITH AAMA TIR-A8 AND AAMA 505

WITHOUT HORIZONTALS

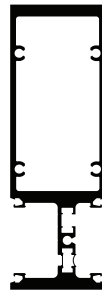
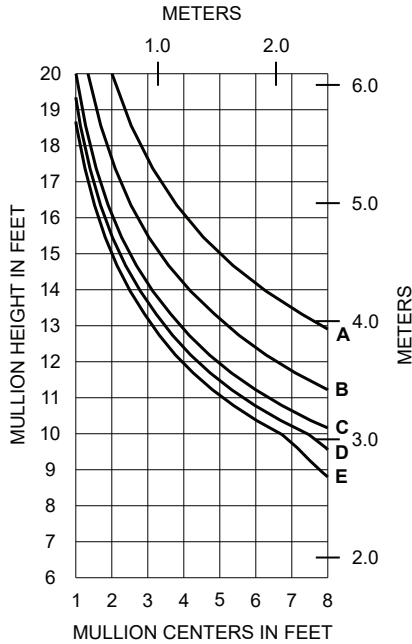


Laws and building and safety codes governing the design and use of Kawneer products, such as glazed entrance, window, and curtain wall products, vary widely. Kawneer does not control the selection of product configurations, operating hardware, or glazing materials, and assumes no responsibility therefor.

Kawneer reserves the right to change configuration without prior notice when deemed necessary for product improvement.
© 2020, Kawneer Company, Inc.

	Allowable Stress Design Load	LRFD Ultimate Design Load
A =	20 PSF (960)	33 PSF (1580)
B =	30 PSF (1440)	50 PSF (2400)
C =	40 PSF (1920)	67 PSF (3200)
D =	45 PSF (2160)	75 PSF (3600)
E =	50 PSF (2400)	83 PSF (4000)

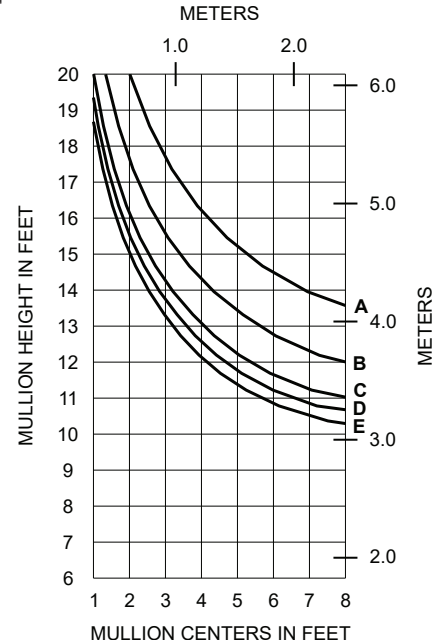
WITH HORIZONTALS



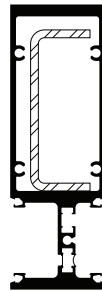
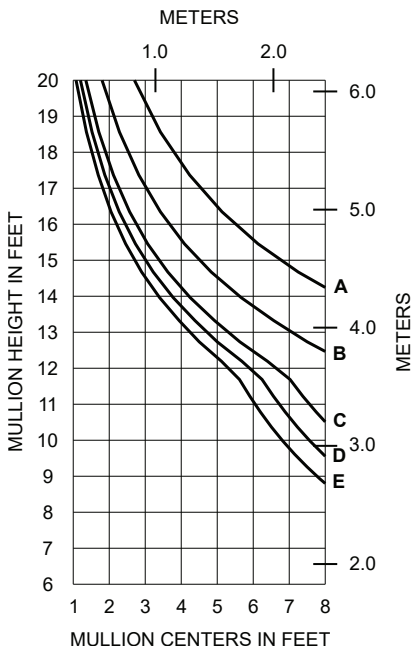
601TVG105

WIND LOAD CHARTS ARE BASED ON COMPOSITE PROPERTIES WHICH ARE CALCULATED IN ACCORDANCE WITH AAMA TIR-A8 AND AAMA 505

WITHOUT HORIZONTALS



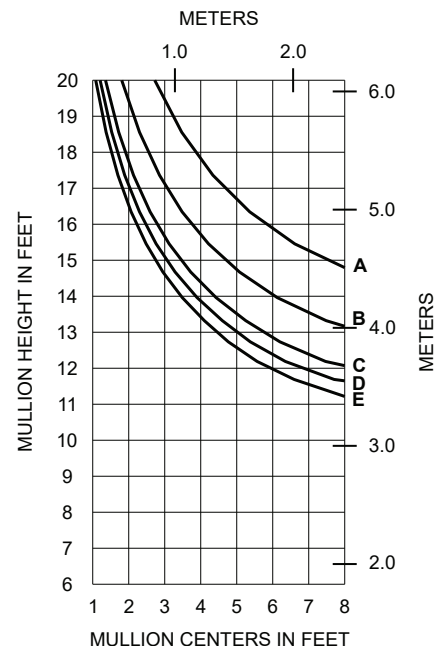
WITH HORIZONTALS



601TVG105 WITH 162303 STEEL

WIND LOAD CHARTS ARE BASED ON COMPOSITE PROPERTIES WHICH ARE CALCULATED IN ACCORDANCE WITH AAMA TIR-A8 AND AAMA 505

WITHOUT HORIZONTALS

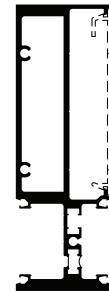
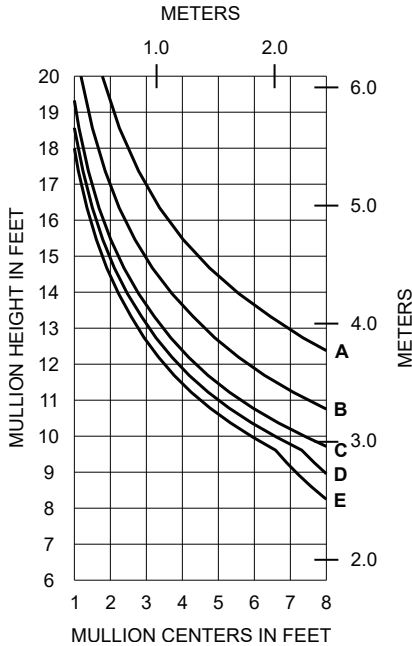


Laws and building and safety codes governing the design and use of Kawneer products, such as glazed entrance, window, and curtain wall products, vary widely. Kawneer does not control the selection of product configurations, operating hardware, or glazing materials, and assumes no responsibility therefor.

Kawneer reserves the right to change configuration without prior notice when deemed necessary for product improvement.
© 2020, Kawneer Company, Inc.

	Allowable Stress Design Load	LRFD Ultimate Design Load
A =	20 PSF (960)	33 PSF (1580)
B =	30 PSF (1440)	50 PSF (2400)
C =	40 PSF (1920)	67 PSF (3200)
D =	45 PSF (2160)	75 PSF (3600)
E =	50 PSF (2400)	83 PSF (4000)

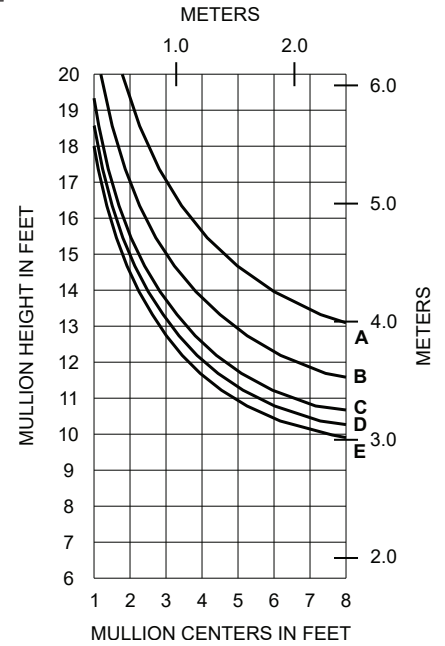
WITH HORIZONTALS



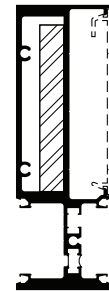
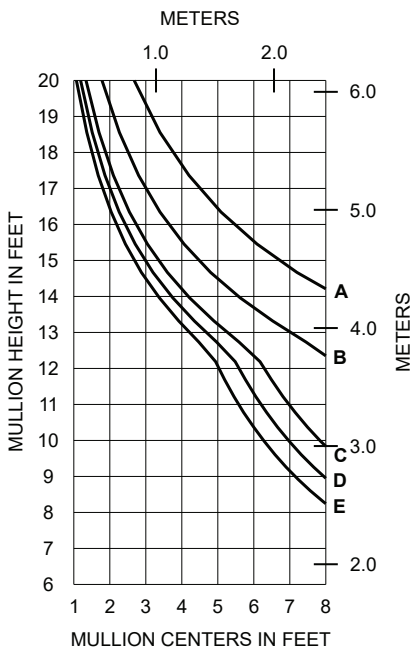
601TVG014

WIND LOAD CHARTS ARE BASED ON COMPOSITE PROPERTIES WHICH ARE CALCULATED IN ACCORDANCE WITH AAMA TIR-A8 AND AAMA 505

WITHOUT HORIZONTALS



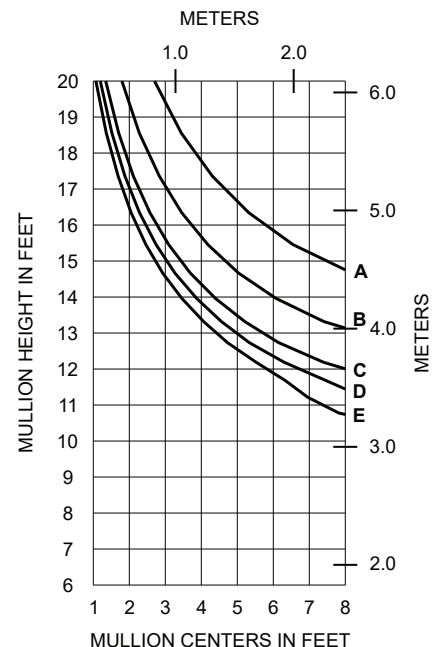
WITH HORIZONTALS



601TVG014 WITH 427219 STEEL

WIND LOAD CHARTS ARE BASED ON COMPOSITE PROPERTIES WHICH ARE CALCULATED IN ACCORDANCE WITH AAMA TIR-A8 AND AAMA 505

WITHOUT HORIZONTALS

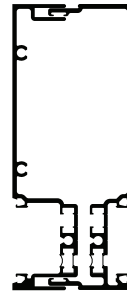
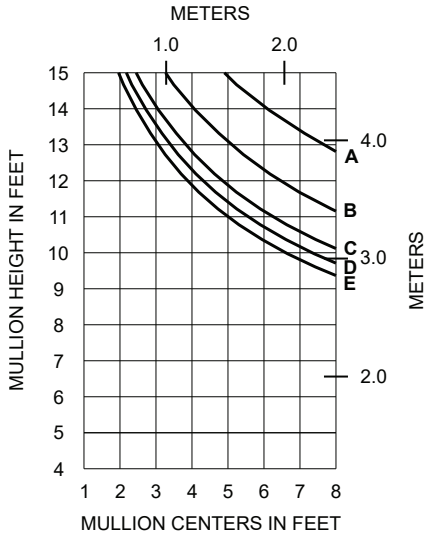


Laws and building and safety codes governing the design and use of Kawneer products, such as glazed entrance, window, and curtain wall products, vary widely. Kawneer does not control the selection of product configurations, operating hardware, or glazing materials, and assumes no responsibility therefor.

Kawneer reserves the right to change configuration without prior notice when deemed necessary for product improvement.
© 2020, Kawneer Company, Inc.

	Allowable Stress Design Load	LRFD Ultimate Design Load
A =	20 PSF (960)	33 PSF (1580)
B =	30 PSF (1440)	50 PSF (2400)
C =	40 PSF (1920)	67 PSF (3200)
D =	45 PSF (2160)	75 PSF (3600)
E =	50 PSF (2400)	83 PSF (4000)

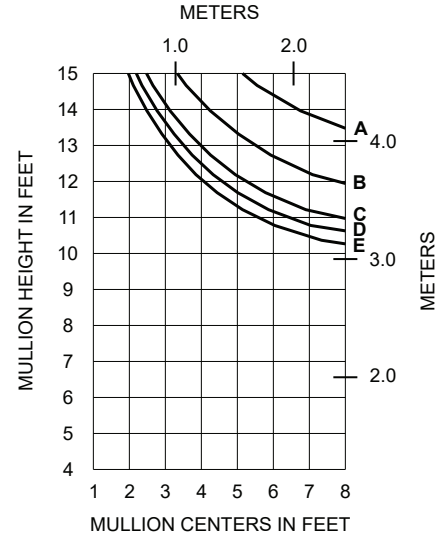
WITH HORIZONTALS



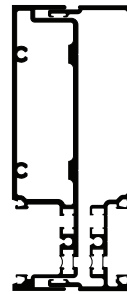
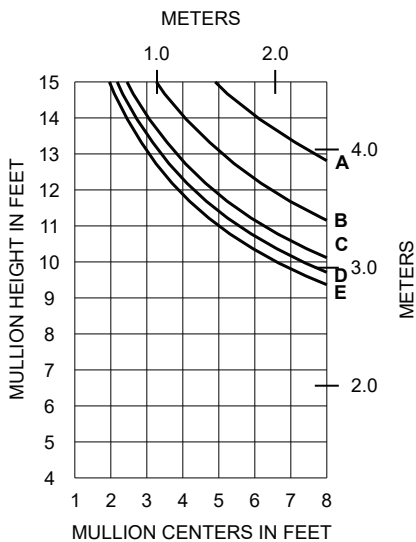
601TVG010
601TVG009

WIND LOAD CHARTS ARE BASED ON COMPOSITE PROPERTIES WHICH ARE CALCULATED IN ACCORDANCE WITH AAMA TIR-A8 AND AAMA 505

WITHOUT HORIZONTALS



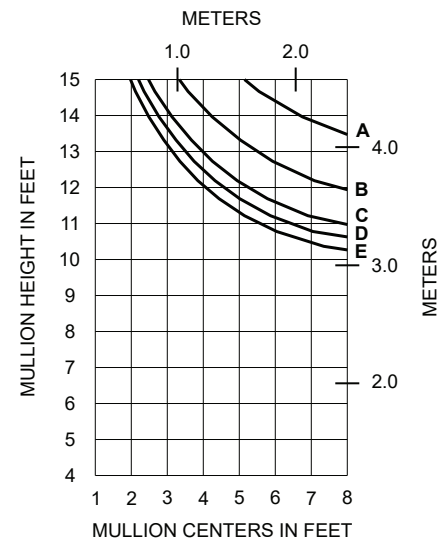
WITH HORIZONTALS



601TVG010A
601TVG009

WIND LOAD CHARTS ARE BASED ON COMPOSITE PROPERTIES WHICH ARE CALCULATED IN ACCORDANCE WITH AAMA TIR-A8 AND AAMA 505

WITHOUT HORIZONTALS

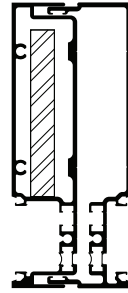
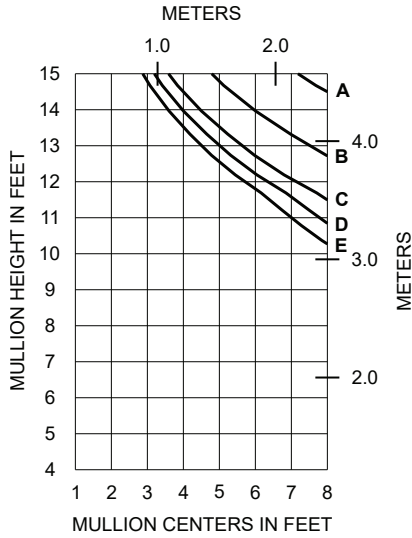


Laws and building and safety codes governing the design and use of Kawneer products, such as glazed entrance, window, and curtain wall products, vary widely. Kawneer does not control the selection of product configurations, operating hardware, or glazing materials, and assumes no responsibility therefor.

Kawneer reserves the right to change configuration without prior notice when deemed necessary for product improvement.
© 2020, Kawneer Company, Inc.

	Allowable Stress Design Load	LRFD Ultimate Design Load
A =	20 PSF (960)	33 PSF (1580)
B =	30 PSF (1440)	50 PSF (2400)
C =	40 PSF (1920)	67 PSF (3200)
D =	45 PSF (2160)	75 PSF (3600)
E =	50 PSF (2400)	83 PSF (4000)

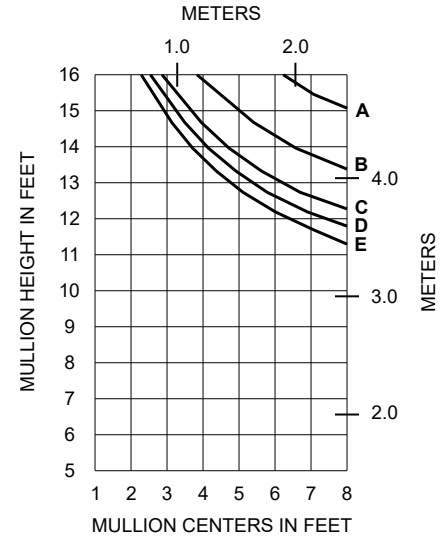
WITH HORIZONTALS



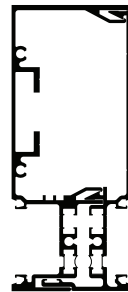
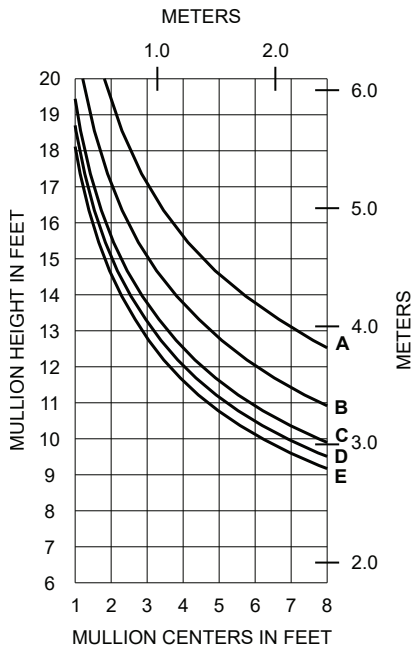
601TVG010A
601TVG009
WITH 427219 STEEL

WIND LOAD CHARTS ARE BASED ON COMPOSITE PROPERTIES WHICH ARE CALCULATED IN ACCORDANCE WITH AAMA TIR-A8 AND AAMA 505

WITHOUT HORIZONTALS



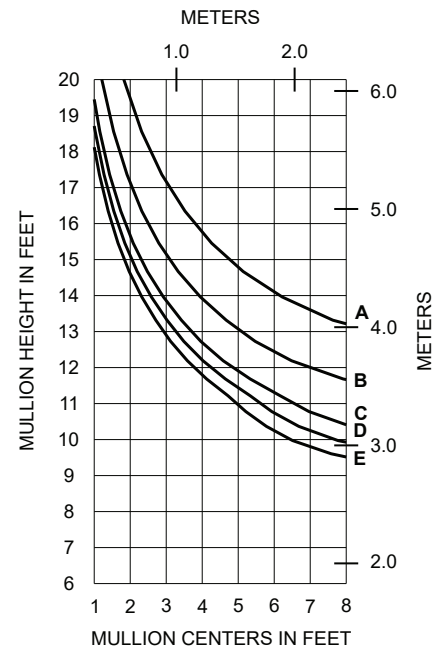
WITH HORIZONTALS



601TVG112
601TVG113

WIND LOAD CHARTS ARE BASED ON COMPOSITE PROPERTIES WHICH ARE CALCULATED IN ACCORDANCE WITH AAMA TIR-A8 AND AAMA 505

WITHOUT HORIZONTALS

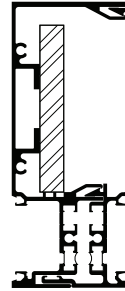
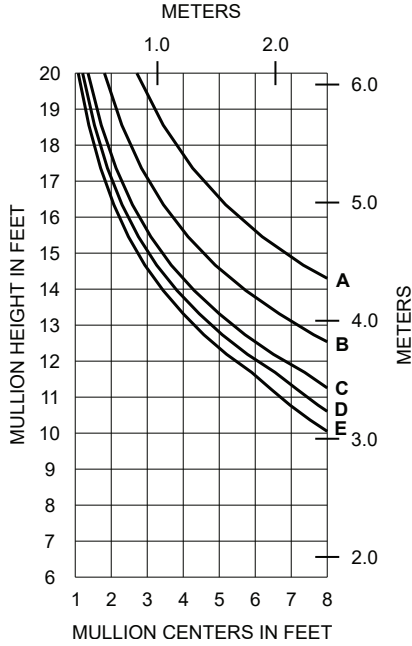


Laws and building and safety codes governing the design and use of Kawneer products, such as glazed entrance, window, and curtain wall products, vary widely. Kawneer does not control the selection of product configurations, operating hardware, or glazing materials, and assumes no responsibility therefor.

Kawneer reserves the right to change configuration without prior notice when deemed necessary for product improvement.
© 2020, Kawneer Company, Inc.

	Allowable Stress Design Load	LRFD Ultimate Design Load
A =	20 PSF (960)	33 PSF (1580)
B =	30 PSF (1440)	50 PSF (2400)
C =	40 PSF (1920)	67 PSF (3200)
D =	45 PSF (2160)	75 PSF (3600)
E =	50 PSF (2400)	83 PSF (4000)

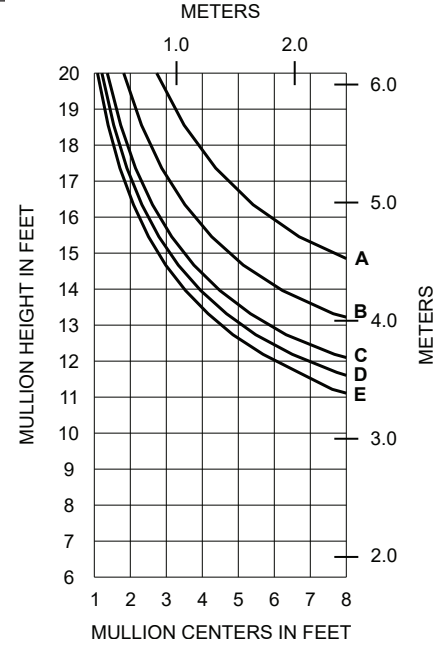
WITH HORIZONTALS



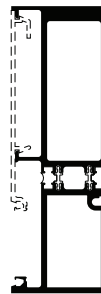
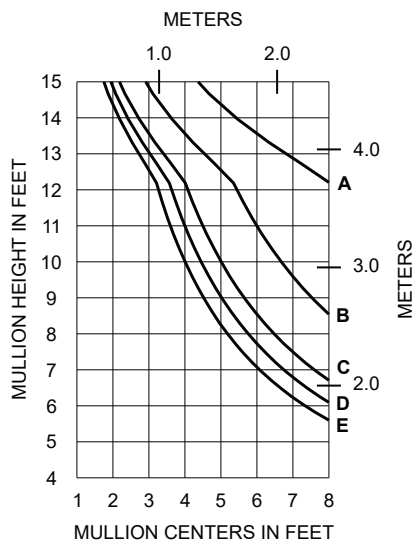
**601TVG112
601TVG113
WITH 427219 STEEL**

WIND LOAD CHARTS ARE BASED ON COMPOSITE PROPERTIES WHICH ARE CALCULATED IN ACCORDANCE WITH AAMA TIR-A8 AND AAMA 505

WITHOUT HORIZONTALS



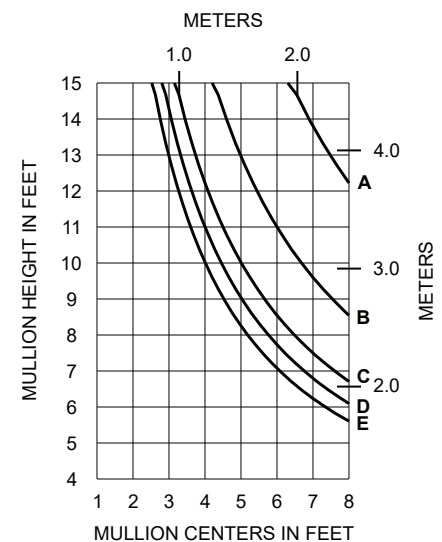
WITH HORIZONTALS



601TVG052

WIND LOAD CHARTS ARE BASED ON COMPOSITE PROPERTIES WHICH ARE CALCULATED IN ACCORDANCE WITH AAMA TIR-A8 AND AAMA 505

WITHOUT HORIZONTALS

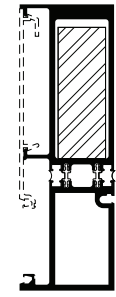
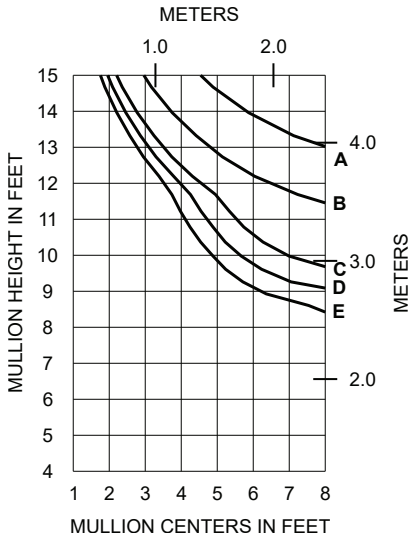


Laws and building and safety codes governing the design and use of Kawneer products, such as glazed entrance, window, and curtain wall products, vary widely. Kawneer does not control the selection of product configurations, operating hardware, or glazing materials, and assumes no responsibility therefor.

Kawneer reserves the right to change configuration without prior notice when deemed necessary for product improvement.
© 2020, Kawneer Company, Inc.

	Allowable Stress Design Load	LRFD Ultimate Design Load
A =	20 PSF (960)	33 PSF (1580)
B =	30 PSF (1440)	50 PSF (2400)
C =	40 PSF (1920)	67 PSF (3200)
D =	45 PSF (2160)	75 PSF (3600)
E =	50 PSF (2400)	83 PSF (4000)

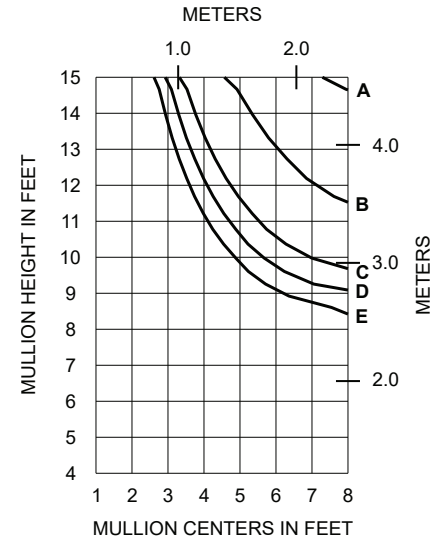
WITH HORIZONTALS



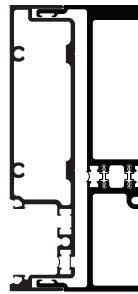
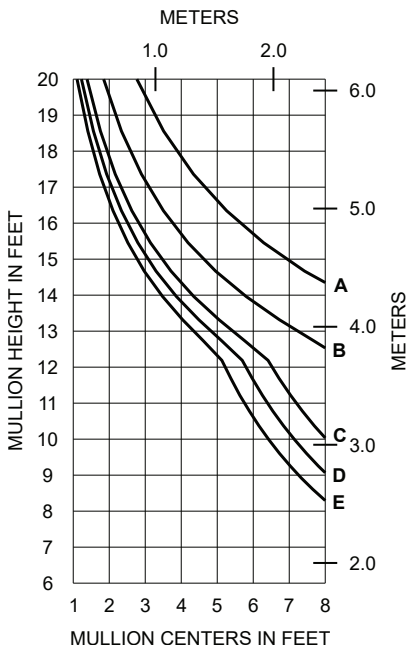
601TVG052
WITH 1" x 2-3/4" STEEL BAR

WIND LOAD CHARTS ARE BASED ON COMPOSITE PROPERTIES WHICH ARE CALCULATED IN ACCORDANCE WITH AAMA TIR-A8 AND AAMA 505

WITHOUT HORIZONTALS



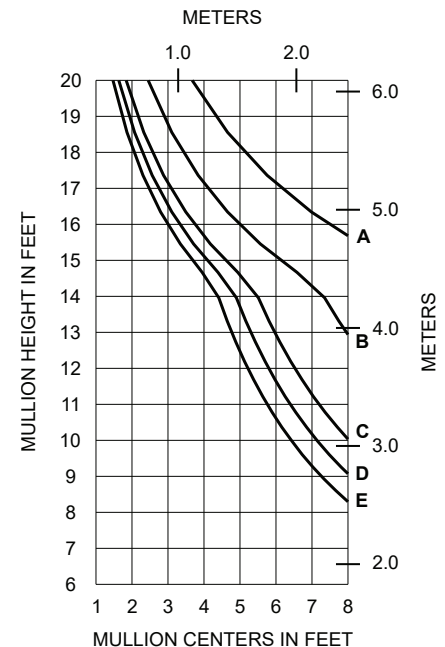
WITH HORIZONTALS



601TVG010A
601TVG058

WIND LOAD CHARTS ARE BASED ON COMPOSITE PROPERTIES WHICH ARE CALCULATED IN ACCORDANCE WITH AAMA TIR-A8 AND AAMA 505

WITHOUT HORIZONTALS

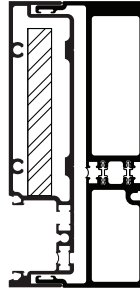
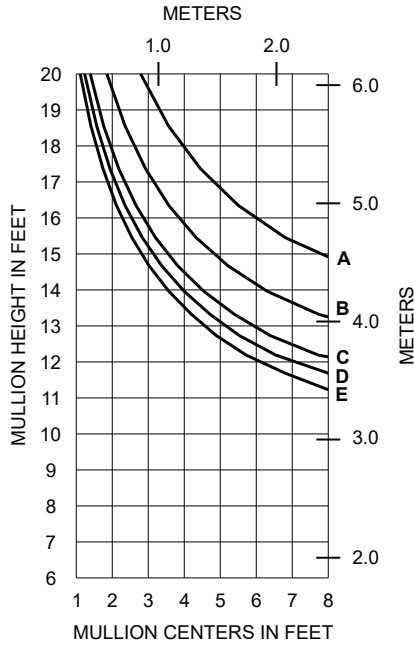


Laws and building and safety codes governing the design and use of Kawneer products, such as glazed entrance, window, and curtain wall products, vary widely. Kawneer does not control the selection of product configurations, operating hardware, or glazing materials, and assumes no responsibility therefor.

Kawneer reserves the right to change configuration without prior notice when deemed necessary for product improvement.
© 2020, Kawneer Company, Inc.

	Allowable Stress Design Load	LRFD Ultimate Design Load
A =	20 PSF (960)	33 PSF (1580)
B =	30 PSF (1440)	50 PSF (2400)
C =	40 PSF (1920)	67 PSF (3200)
D =	45 PSF (2160)	75 PSF (3600)
E =	50 PSF (2400)	83 PSF (4000)

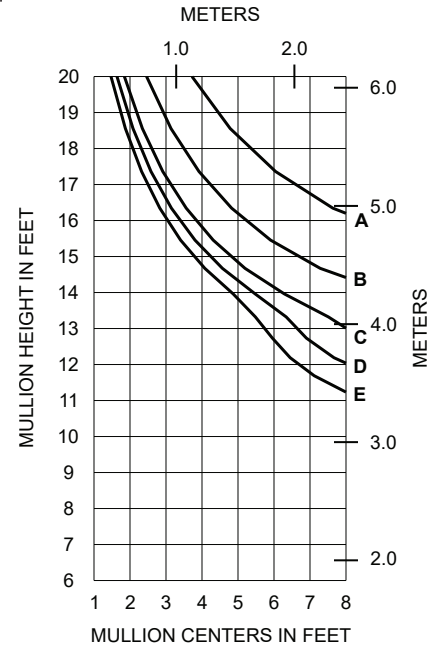
WITH HORIZONTALS



601TVG010A
601TVG058
WITH 427219 STEEL

WIND LOAD CHARTS ARE BASED ON COMPOSITE PROPERTIES WHICH ARE CALCULATED IN ACCORDANCE WITH AAMA TIR-A8 AND AAMA 505

WITHOUT HORIZONTALS

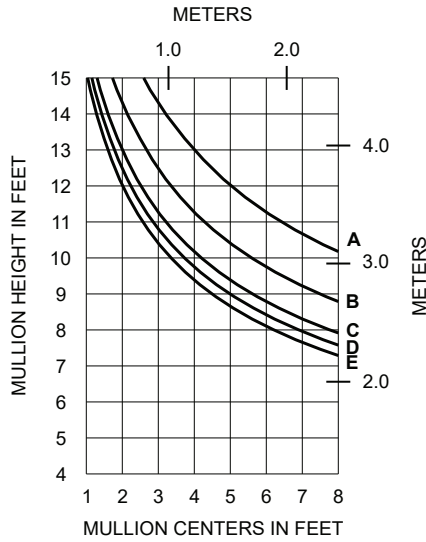


Laws and building and safety codes governing the design and use of Kawneer products, such as glazed entrance, window, and curtain wall products, vary widely. Kawneer does not control the selection of product configurations, operating hardware, or glazing materials, and assumes no responsibility therefor.

Kawneer reserves the right to change configuration without prior notice when deemed necessary for product improvement.
© 2020, Kawneer Company, Inc.

	Allowable Stress Design Load	LRFD Ultimate Design Load
A =	20 PSF (960)	33 PSF (1580)
B =	30 PSF (1440)	50 PSF (2400)
C =	40 PSF (1920)	67 PSF (3200)
D =	45 PSF (2160)	75 PSF (3600)
E =	50 PSF (2400)	83 PSF (4000)

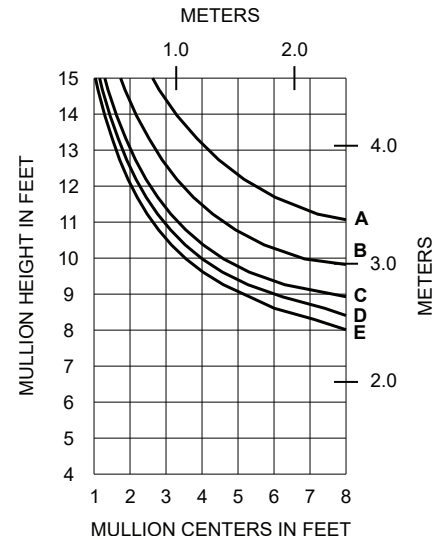
WITH HORIZONTALS



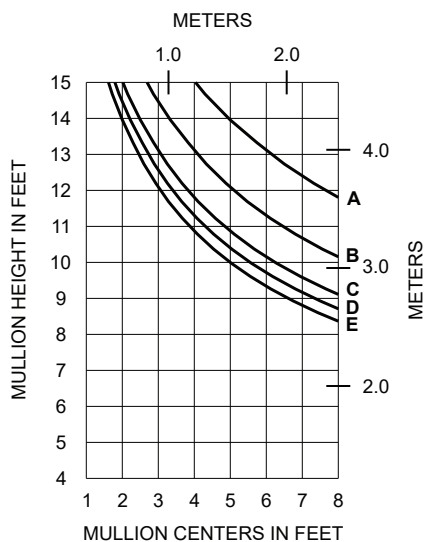
601UTVG012

WIND LOAD CHARTS ARE BASED ON COMPOSITE PROPERTIES WHICH ARE CALCULATED IN ACCORDANCE WITH AAMA TIR-A8 AND AAMA 505

WITHOUT HORIZONTALS



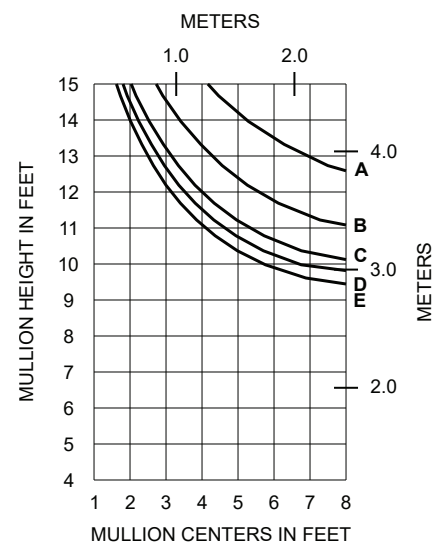
WITH HORIZONTALS



601UTVG013

WIND LOAD CHARTS ARE BASED ON COMPOSITE PROPERTIES WHICH ARE CALCULATED IN ACCORDANCE WITH AAMA TIR-A8 AND AAMA 505

WITHOUT HORIZONTALS

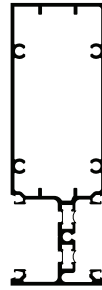
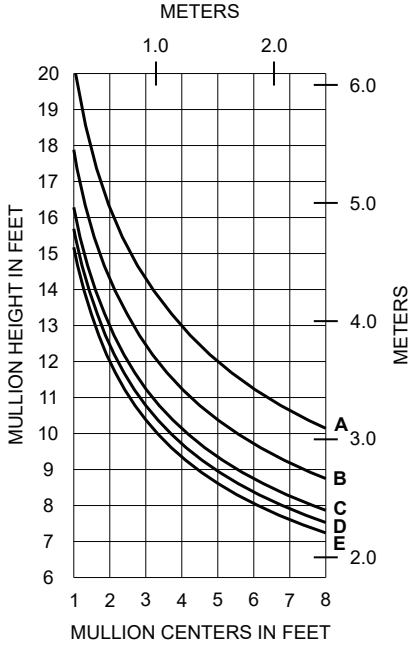


Laws and building and safety codes governing the design and use of Kawneer products, such as glazed entrance, window, and curtain wall products, vary widely. Kawneer does not control the selection of product configurations, operating hardware, or glazing materials, and assumes no responsibility therefor.

Kawneer reserves the right to change configuration without prior notice when deemed necessary for product improvement.
© 2020, Kawneer Company, Inc.

	Allowable Stress Design Load	LRFD Ultimate Design Load
A =	20 PSF (960)	33 PSF (1580)
B =	30 PSF (1440)	50 PSF (2400)
C =	40 PSF (1920)	67 PSF (3200)
D =	45 PSF (2160)	75 PSF (3600)
E =	50 PSF (2400)	83 PSF (4000)

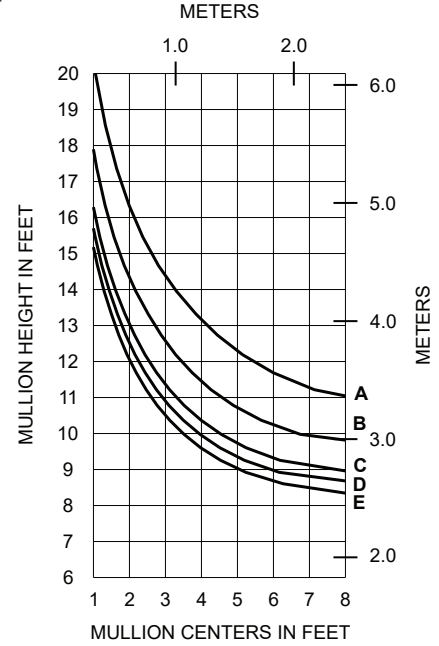
WITH HORIZONTALS



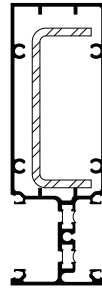
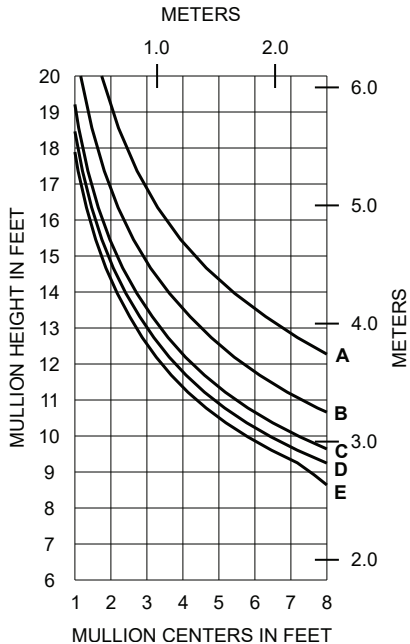
601UTVG005

WIND LOAD CHARTS ARE BASED ON COMPOSITE PROPERTIES WHICH ARE CALCULATED IN ACCORDANCE WITH AAMA TIR-A8 AND AAMA 505

WITHOUT HORIZONTALS



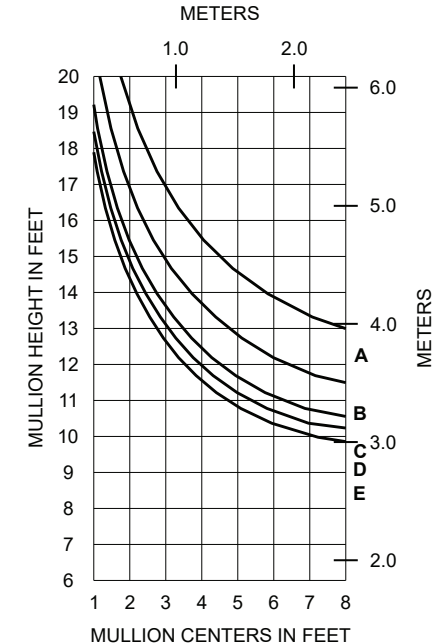
WITH HORIZONTALS



601UTVG005 WITH 162303 STEEL

WIND LOAD CHARTS ARE BASED ON COMPOSITE PROPERTIES WHICH ARE CALCULATED IN ACCORDANCE WITH AAMA TIR-A8 AND AAMA 505

WITHOUT HORIZONTALS

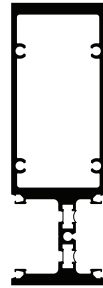
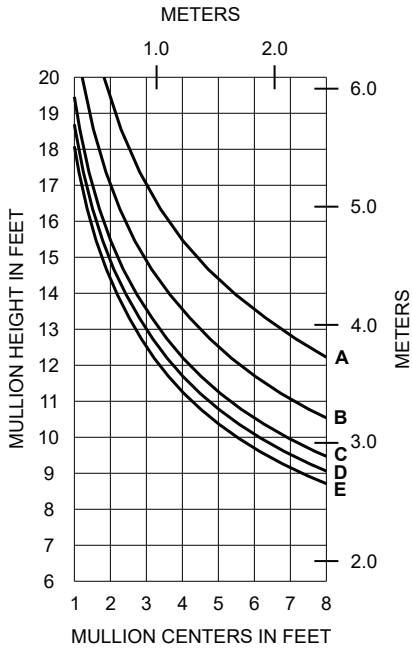


Laws and building and safety codes governing the design and use of Kawneer products, such as glazed entrance, window, and curtain wall products, vary widely. Kawneer does not control the selection of product configurations, operating hardware, or glazing materials, and assumes no responsibility therefor.

Kawneer reserves the right to change configuration without prior notice when deemed necessary for product improvement.
© 2020, Kawneer Company, Inc.

	Allowable Stress Design Load	LRFD Ultimate Design Load
A =	20 PSF (960)	33 PSF (1580)
B =	30 PSF (1440)	50 PSF (2400)
C =	40 PSF (1920)	67 PSF (3200)
D =	45 PSF (2160)	75 PSF (3600)
E =	50 PSF (2400)	83 PSF (4000)

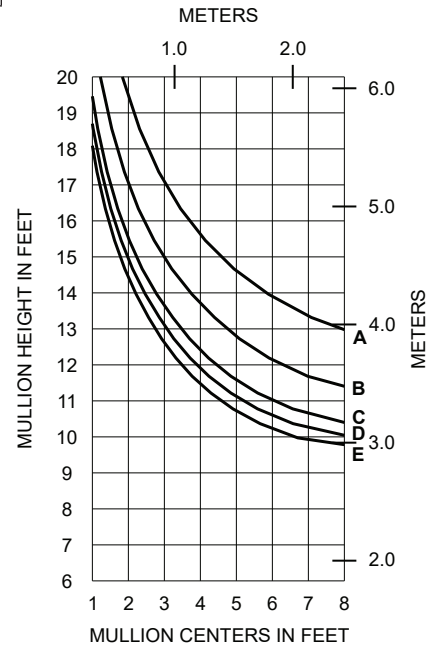
WITH HORIZONTALS



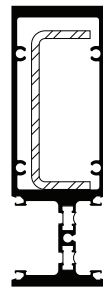
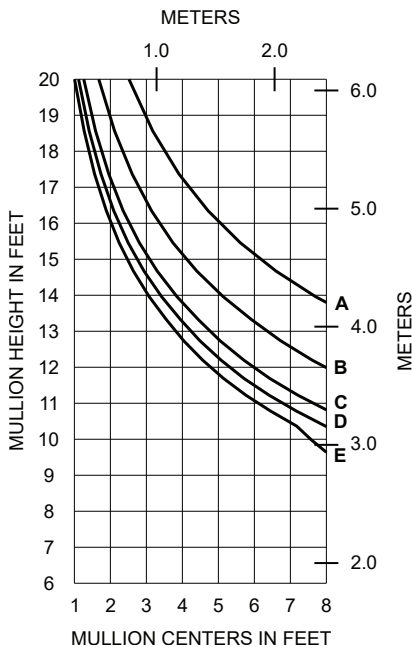
601UTVG105

WIND LOAD CHARTS ARE BASED ON COMPOSITE PROPERTIES WHICH ARE CALCULATED IN ACCORDANCE WITH AAMA TIR-A8 AND AAMA 505

WITHOUT HORIZONTALS



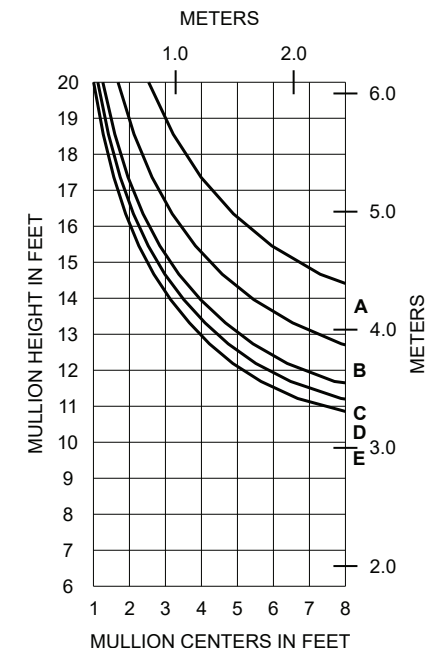
WITH HORIZONTALS



601UTVG105 WITH 162303 STEEL

WIND LOAD CHARTS ARE BASED ON COMPOSITE PROPERTIES WHICH ARE CALCULATED IN ACCORDANCE WITH AAMA TIR-A8 AND AAMA 505

WITHOUT HORIZONTALS

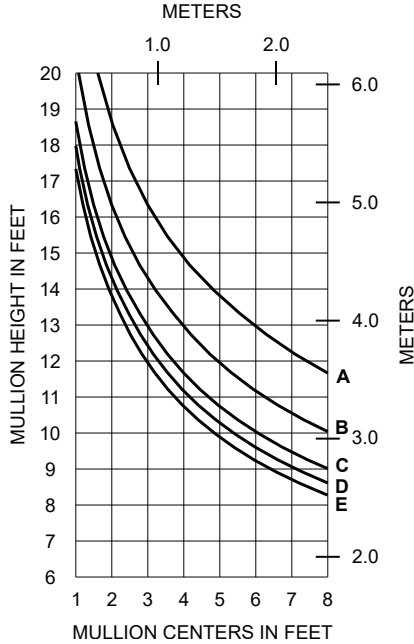


Laws and building and safety codes governing the design and use of Kawneer products, such as glazed entrance, window, and curtain wall products, vary widely. Kawneer does not control the selection of product configurations, operating hardware, or glazing materials, and assumes no responsibility therefor.

Kawneer reserves the right to change configuration without prior notice when deemed necessary for product improvement.
© 2020, Kawneer Company, Inc.

	Allowable Stress Design Load	LRFD Ultimate Design Load
A =	20 PSF (960)	33 PSF (1580)
B =	30 PSF (1440)	50 PSF (2400)
C =	40 PSF (1920)	67 PSF (3200)
D =	45 PSF (2160)	75 PSF (3600)
E =	50 PSF (2400)	83 PSF (4000)

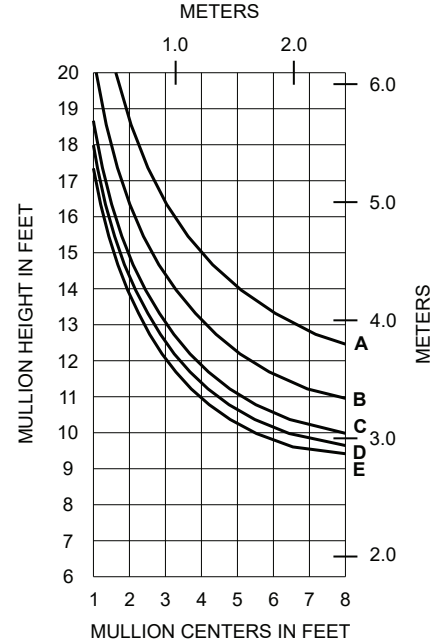
WITH HORIZONTALS



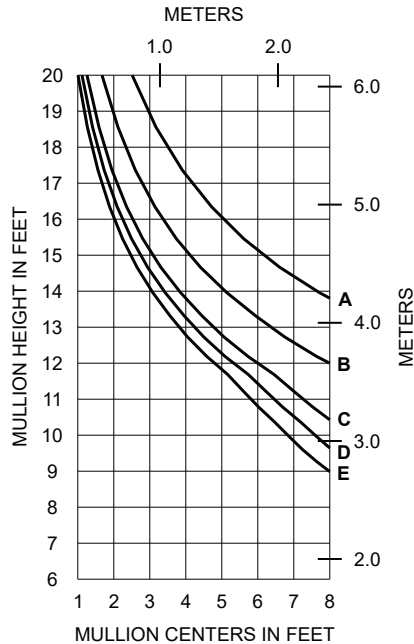
601UTVG014

WIND LOAD CHARTS ARE BASED ON COMPOSITE PROPERTIES WHICH ARE CALCULATED IN ACCORDANCE WITH AAMA TIR-A8 AND AAMA 505

WITHOUT HORIZONTALS



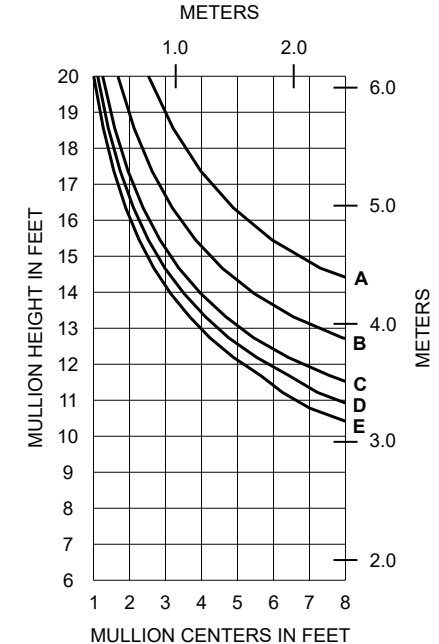
WITH HORIZONTALS



601UTVG014 WITH 427219 STEEL

WIND LOAD CHARTS ARE BASED ON COMPOSITE PROPERTIES WHICH ARE CALCULATED IN ACCORDANCE WITH AAMA TIR-A8 AND AAMA 505

WITHOUT HORIZONTALS

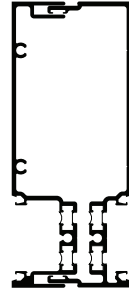
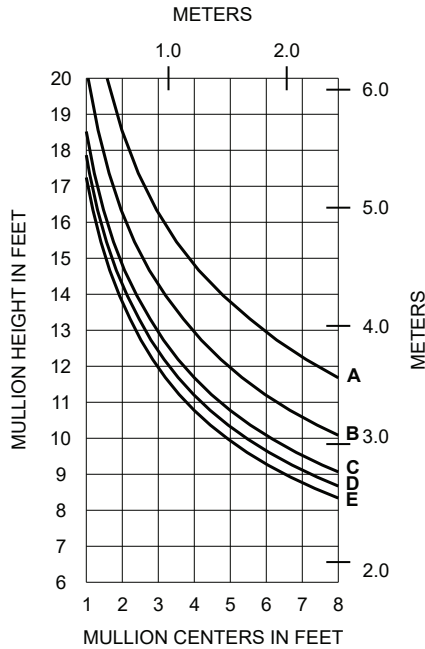


Laws and building and safety codes governing the design and use of Kawneer products, such as glazed entrance, window, and curtain wall products, vary widely. Kawneer does not control the selection of product configurations, operating hardware, or glazing materials, and assumes no responsibility therefor.

Kawneer reserves the right to change configuration without prior notice when deemed necessary for product improvement.
© 2020, Kawneer Company, Inc.

	Allowable Stress Design Load	LRFD Ultimate Design Load
A =	20 PSF (960)	33 PSF (1580)
B =	30 PSF (1440)	50 PSF (2400)
C =	40 PSF (1920)	67 PSF (3200)
D =	45 PSF (2160)	75 PSF (3600)
E =	50 PSF (2400)	83 PSF (4000)

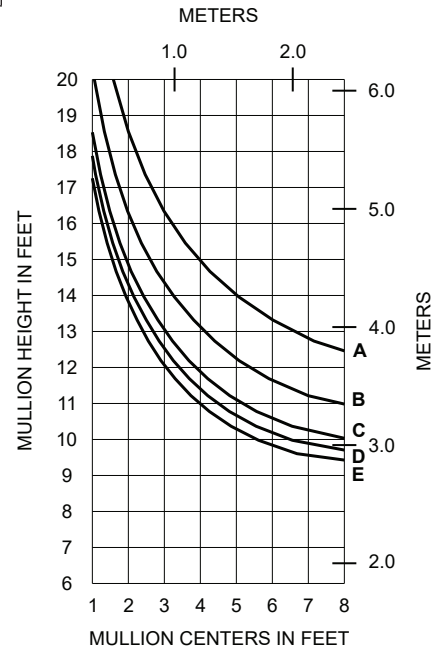
WITH HORIZONTALS



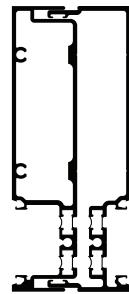
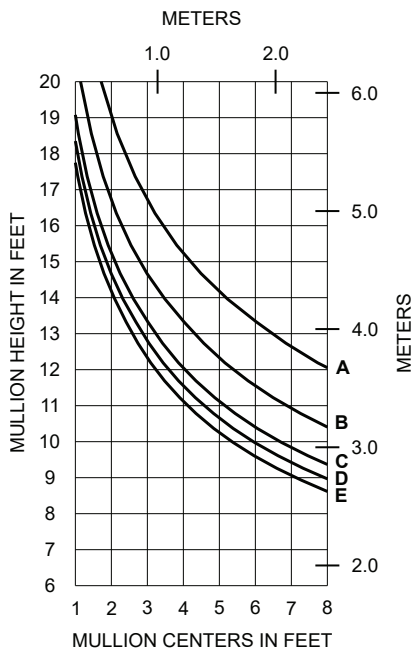
601UTVG010
601UTVG009

WIND LOAD CHARTS ARE BASED ON COMPOSITE PROPERTIES WHICH ARE CALCULATED IN ACCORDANCE WITH AAMA TIR-A8 AND AAMA 505

WITHOUT HORIZONTALS



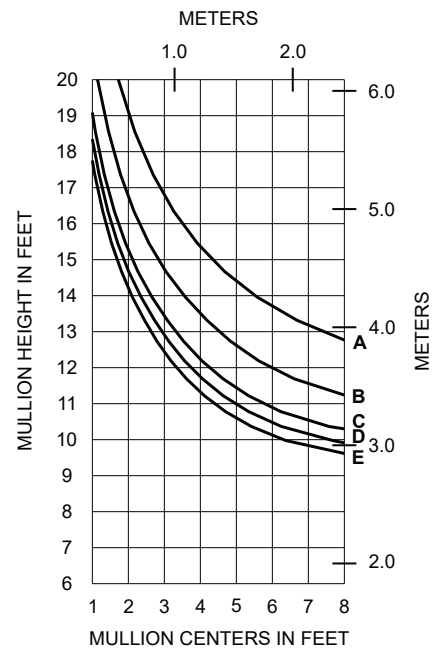
WITH HORIZONTALS



601UTVG010A
601UTVG009

WIND LOAD CHARTS ARE BASED ON COMPOSITE PROPERTIES WHICH ARE CALCULATED IN ACCORDANCE WITH AAMA TIR-A8 AND AAMA 505

WITHOUT HORIZONTALS

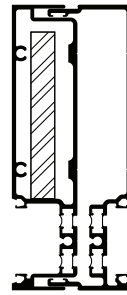
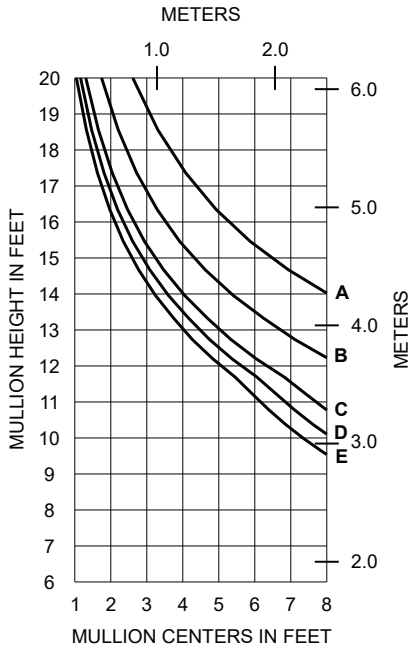


Laws and building and safety codes governing the design and use of Kawneer products, such as glazed entrance, window, and curtain wall products, vary widely. Kawneer does not control the selection of product configurations, operating hardware, or glazing materials, and assumes no responsibility therefor.

Kawneer reserves the right to change configuration without prior notice when deemed necessary for product improvement.
© 2020, Kawneer Company, Inc.

	Allowable Stress Design Load	LRFD Ultimate Design Load
A =	20 PSF (960)	33 PSF (1580)
B =	30 PSF (1440)	50 PSF (2400)
C =	40 PSF (1920)	67 PSF (3200)
D =	45 PSF (2160)	75 PSF (3600)
E =	50 PSF (2400)	83 PSF (4000)

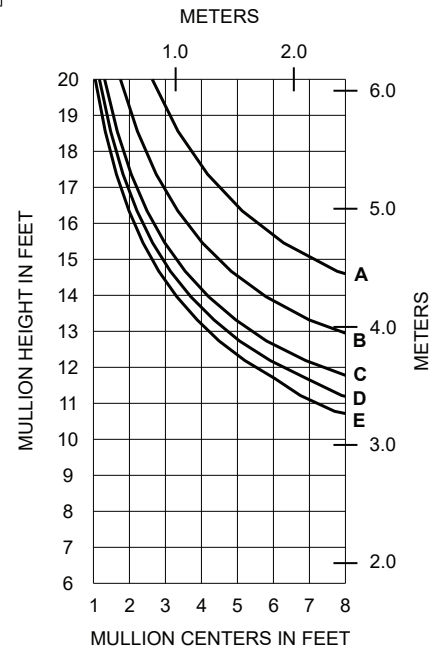
WITH HORIZONTALS



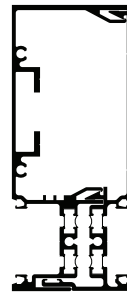
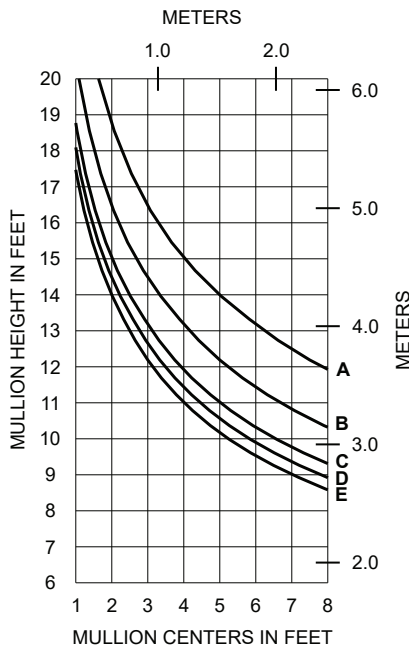
**601UTVG010A
601UTVG009
WITH 427219 STEEL**

WIND LOAD CHARTS ARE BASED ON COMPOSITE PROPERTIES WHICH ARE CALCULATED IN ACCORDANCE WITH AAMA TIR-A8 AND AAMA 505

WITHOUT HORIZONTALS



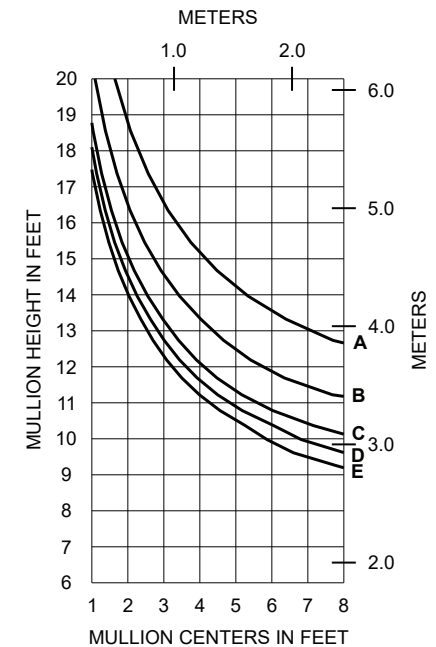
WITH HORIZONTALS



**601UTVG112
601UTVG113**

WIND LOAD CHARTS ARE BASED ON COMPOSITE PROPERTIES WHICH ARE CALCULATED IN ACCORDANCE WITH AAMA TIR-A8 AND AAMA 505

WITHOUT HORIZONTALS

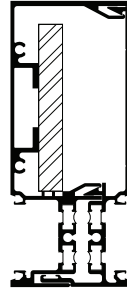
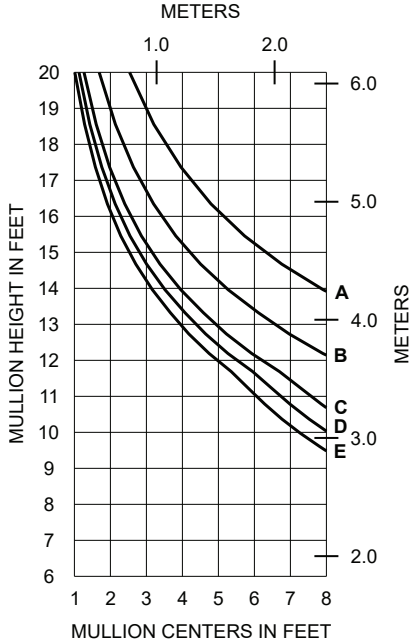


Laws and building and safety codes governing the design and use of Kawneer products, such as glazed entrance, window, and curtain wall products, vary widely. Kawneer does not control the selection of product configurations, operating hardware, or glazing materials, and assumes no responsibility therefor.

Kawneer reserves the right to change configuration without prior notice when deemed necessary for product improvement.
© 2020, Kawneer Company, Inc.

	Allowable Stress Design Load	LRFD Ultimate Design Load
A =	20 PSF (960)	33 PSF (1580)
B =	30 PSF (1440)	50 PSF (2400)
C =	40 PSF (1920)	67 PSF (3200)
D =	45 PSF (2160)	75 PSF (3600)
E =	50 PSF (2400)	83 PSF (4000)

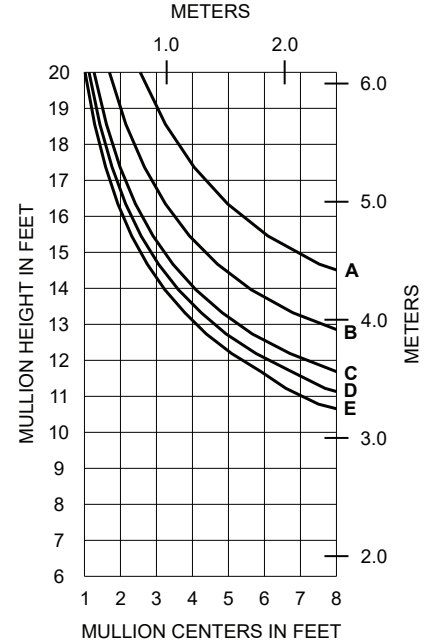
WITH HORIZONTALS



**601UTVG112
601UTVG113
WITH 427219 STEEL**

WIND LOAD CHARTS ARE BASED ON COMPOSITE PROPERTIES WHICH ARE CALCULATED IN ACCORDANCE WITH AAMA TIR-A8 AND AAMA 505

WITHOUT HORIZONTALS

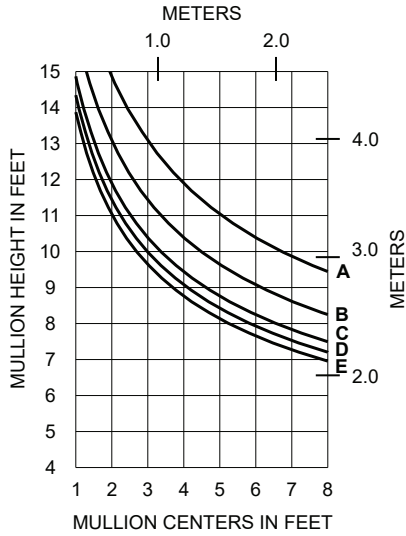


Laws and building and safety codes governing the design and use of Kawneer products, such as glazed entrance, window, and curtain wall products, vary widely. Kawneer does not control the selection of product configurations, operating hardware, or glazing materials, and assumes no responsibility therefor.

Kawneer reserves the right to change configuration without prior notice when deemed necessary for product improvement.
© 2020, Kawneer Company, Inc.

	Allowable Stress Design Load	LRFD Ultimate Design Load
A =	20 PSF (960)	33 PSF (1580)
B =	30 PSF (1440)	50 PSF (2400)
C =	40 PSF (1920)	67 PSF (3200)
D =	45 PSF (2160)	75 PSF (3600)
E =	50 PSF (2400)	83 PSF (4000)

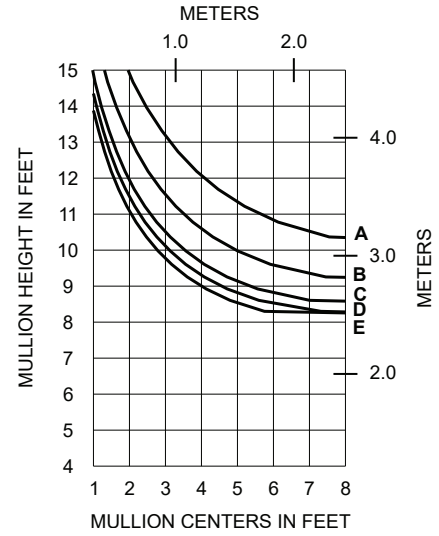
WITH HORIZONTALS



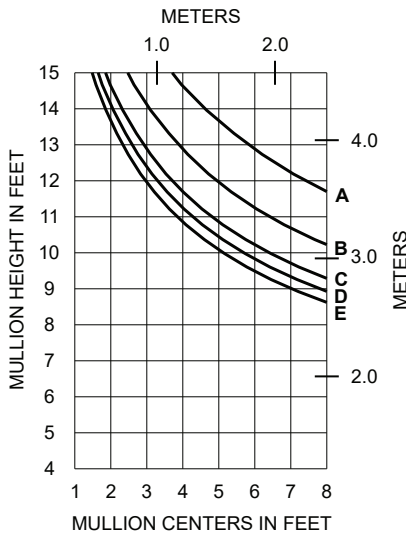
601SSG005

$I = 4.410 (183.56 \times 10^4)$
 $S = 2.033 (33.31 \times 10^3)$

WITHOUT HORIZONTALS



WITH HORIZONTALS

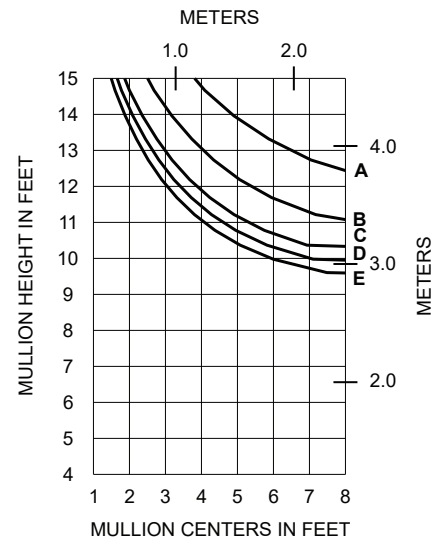


601SSG005

WITH 162303 STEEL

$I_A = 4.410 (183.56 \times 10^4)$
 $S_A = 0.2033 (33.31 \times 10^3)$
 $I_S = 1.378 (57.36 \times 10^4)$
 $S_S = 0.813 (13.32 \times 10^3)$

WITHOUT HORIZONTALS



Laws and building and safety codes governing the design and use of Kawneer products, such as glazed entrance, window, and curtain wall products, vary widely. Kawneer does not control the selection of product configurations, operating hardware, or glazing materials, and assumes no responsibility therefor.

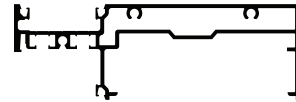
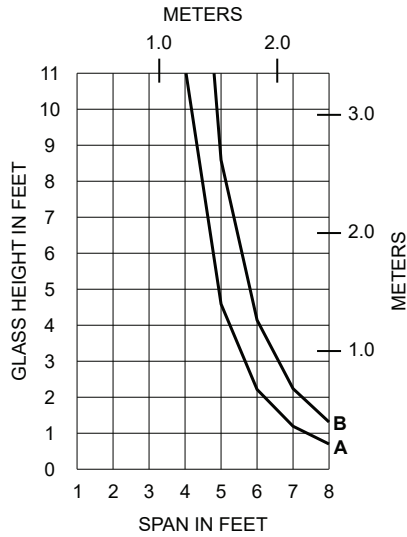
Kawneer reserves the right to change configuration without prior notice when deemed necessary for product improvement.
 © 2020, Kawneer Company, Inc.

Horizontal or deadload limitations are based upon 1/8" (3.2) maximum allowable deflection at the center of an intermediate horizontal member. The accompanying charts are calculated for 1" (25.4) thick insulating glass supported on two setting blocks at the loading points shown.

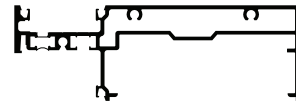
NOTE: Charts are for THERMAL and NON-THERMAL members.

A = (1/4 POINT LOADING)

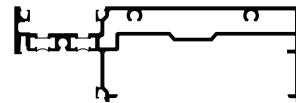
B = (1/8 POINT LOADING)



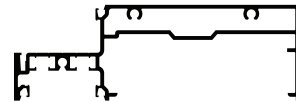
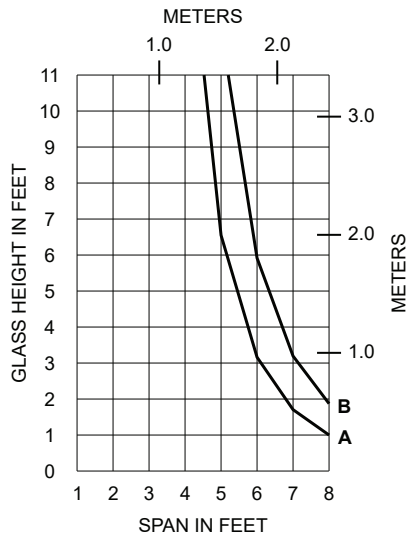
601VG011



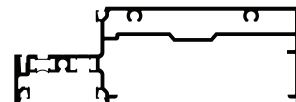
601TVG011



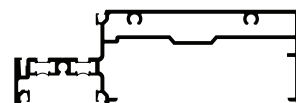
601UTVG011



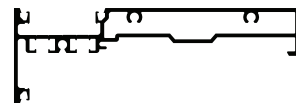
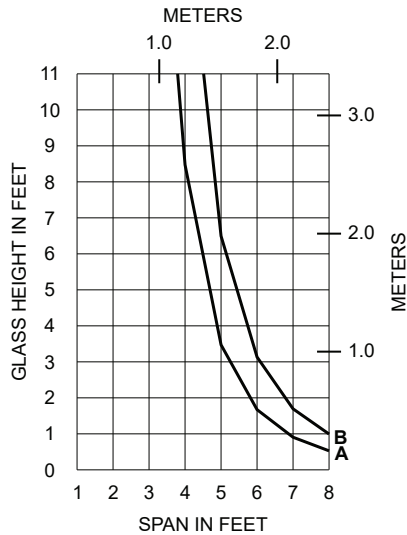
601VG011A



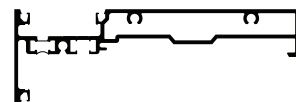
601TVG011A



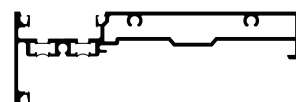
601UTVG011A



601VG111



601TVG111



601UTVG111

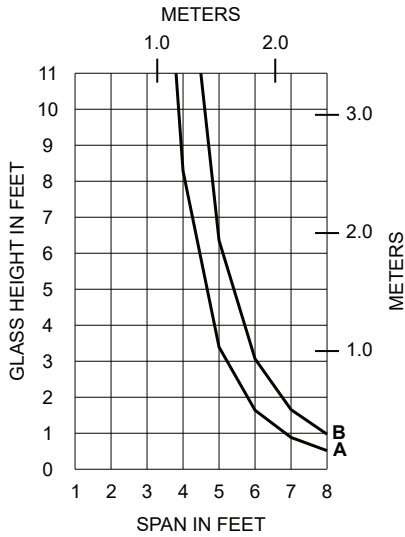
Laws and building and safety codes governing the design and use of Kawneer products, such as glazed entrance, window, and curtain wall products, vary widely. Kawneer does not control the selection of product configurations, operating hardware, or glazing materials, and assumes no responsibility therefor.

Kawneer reserves the right to change configuration without prior notice when deemed necessary for product improvement.
© 2020, Kawneer Company, Inc.

Horizontal or deadload limitations are based upon 1/8" (3.2) maximum allowable deflection at the center of an intermediate horizontal member. The accompanying charts are calculated for 1" (25.4) thick insulating glass supported on two setting blocks at the loading points shown.

NOTE: Charts are for THERMAL and NON-THERMAL members.

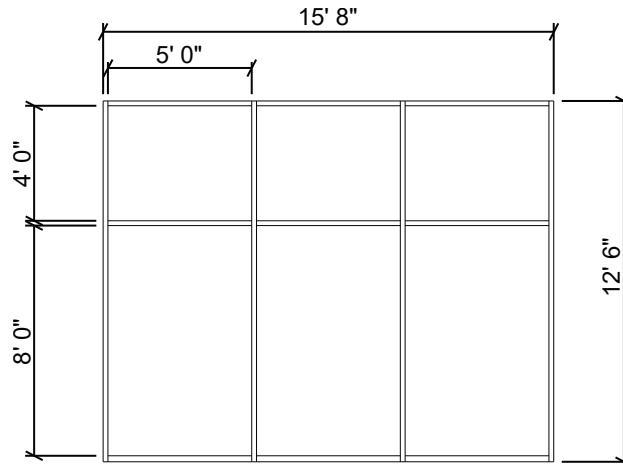
A = (1/4 POINT LOADING)
 B = (1/8 POINT LOADING)



Laws and building and safety codes governing the design and use of Kawneer products, such as glazed entrance, window, and curtain wall products, vary widely. Kawneer does not control the selection of product configurations, operating hardware, or glazing materials, and assumes no responsibility therefor.

Kawneer reserves the right to change configuration without prior notice when deemed necessary for product improvement.
 © 2020, Kawneer Company, Inc.

Generic Project Specific U-factor Example Calculation
 (Percent of Glass will vary on specific products depending on sitelines)



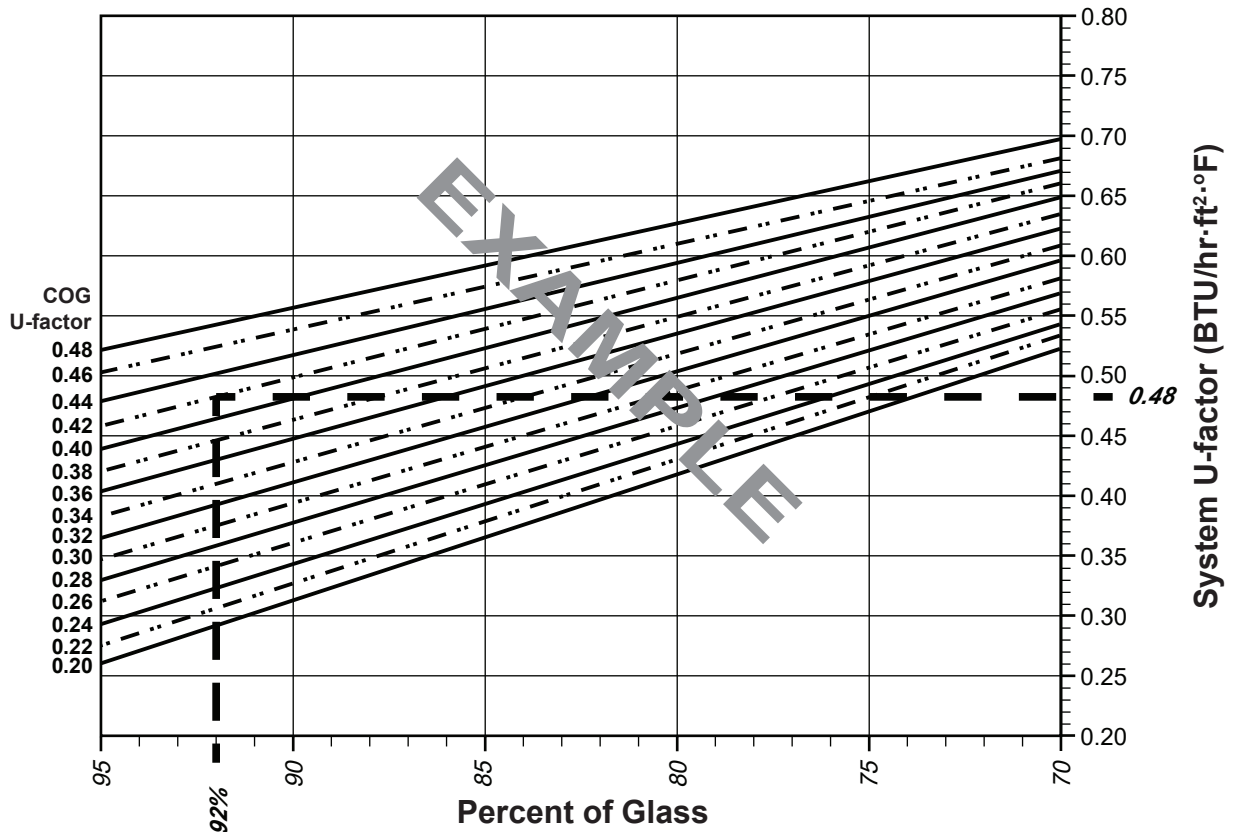
Example Glass U-factor = 0.42 Btu/hr·ft²·°F

Total Daylight Opening = 3(5' x 8') + 3(5' x 4') = 180ft²

Total Projected Area = (Total Daylight Opening + Total Area of Framing System)
 = 15' 8" x 12' 6" = 195.83ft²

Percent of Glass = (Total Daylight Opening ÷ Total Projected Area)
 = (180 ÷ 195.83)100 = 92%

System U-factor vs Percent of Glass Area



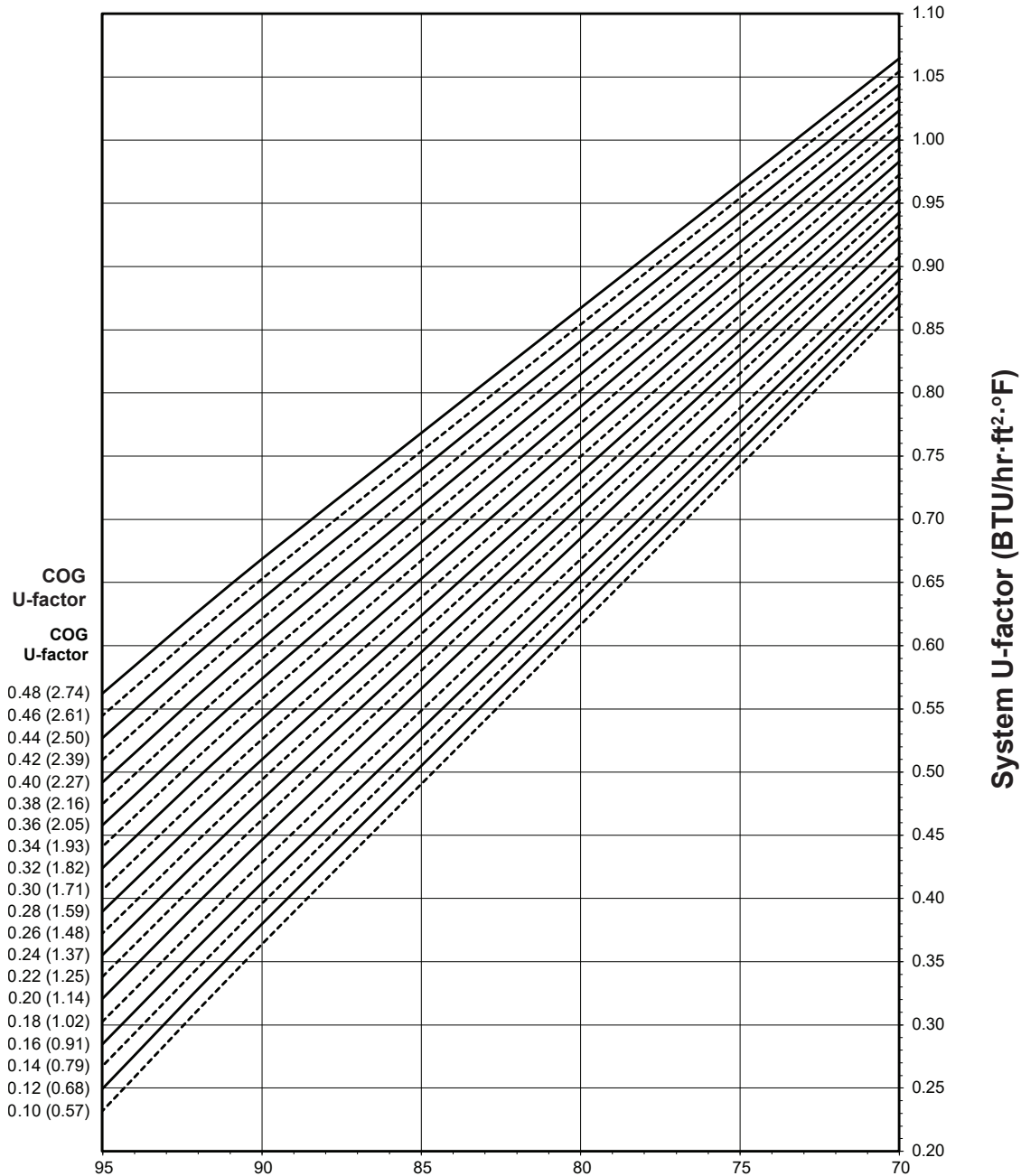
Based on 91% glass and center of glass (COG) U-factor of 0.42
System U-factor is equal to 0.49 Btu/hr x ft² x °F

Laws and building and safety codes governing the design and use of Kawneer products, such as glazed entrance, window, and curtain wall products, vary widely. Kawneer does not control the selection of product configurations, operating hardware, or glazing materials, and assumes no responsibility therefor.

Kawneer reserves the right to change configuration without prior notice when deemed necessary for product improvement.
 © 2020, Kawneer Company, Inc.

Trifab® VersaGlaze® 601 Screw Spline (Non-Thermal)

System U-factor vs Percent of Glass Area



Percent of Glass = Vision Area/Total Area
(Total Daylight Opening / Projected Area)

Notes for System U-Factor, SHGC and VT charts:

For glass values that are not listed, linear interpolation is permitted.

Glass properties are based on center of glass values and are obtained from your glass supplier.

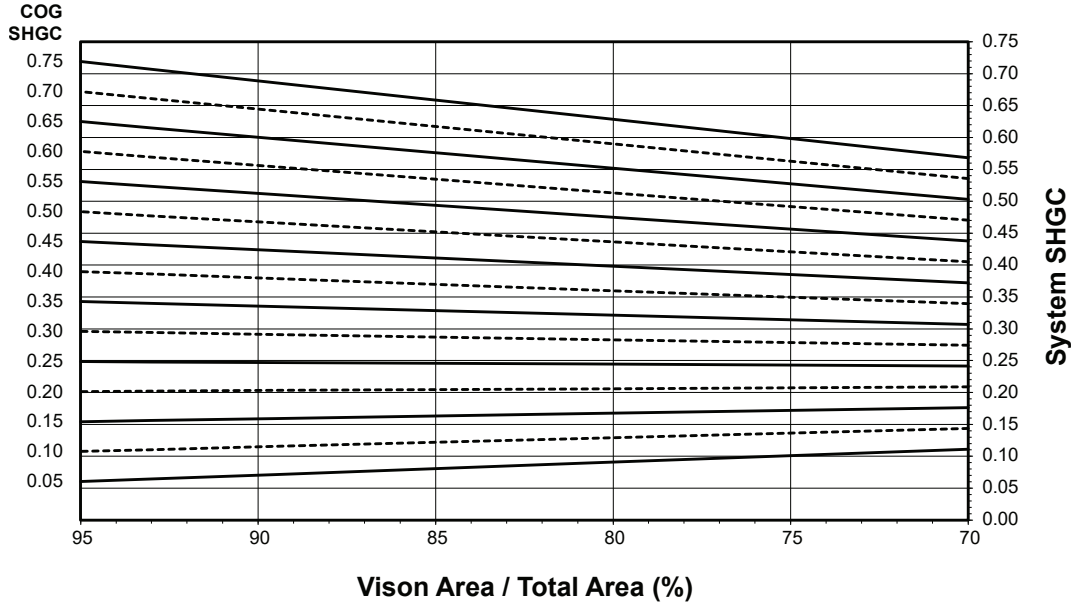
Laws and building and safety codes governing the design and use of Kawneer products, such as glazed entrance, window, and curtain wall products, vary widely. Kawneer does not control the selection of product configurations, operating hardware, or glazing materials, and assumes no responsibility therefor.

Kawneer reserves the right to change configuration without prior notice when deemed necessary for product improvement.

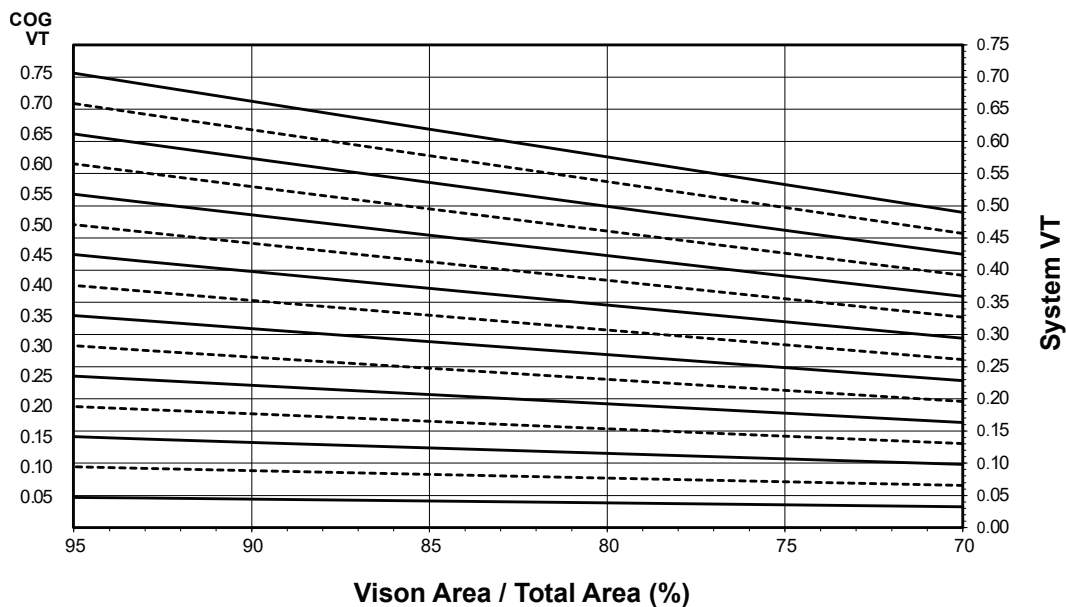
© 2020, Kawneer Company, Inc.

Trifab® VersaGlaze® 601 Screw Spline (Non-Thermal)

System Solar Heat Gain Coefficient (SHGC) vs Percent of Vision Area



System Visible Transmittance (VT) vs Percent of Vision Area



Laws and building and safety codes governing the design and use of Kawneer products, such as glazed entrance, window, and curtain wall products, vary widely. Kawneer does not control the selection of product configurations, operating hardware, or glazing materials, and assumes no responsibility therefor.

Kawneer reserves the right to change configuration without prior notice when deemed necessary for product improvement.
© 2020, Kawneer Company, Inc.

Thermal Transmittance ¹ (BTU/hr • ft² • °F)

Glass U-Factor ³	Overall U-Factor ⁴
0.48	0.68
0.46	0.66
0.44	0.65
0.42	0.63
0.40	0.62
0.38	0.60
0.36	0.58
0.34	0.57
0.32	0.55
0.30	0.54
0.28	0.52
0.26	0.51
0.24	0.49
0.22	0.47
0.20	0.46
0.18	0.44
0.16	0.42
0.14	0.41
0.12	0.39
0.10	0.38

Trifab® VersaGlaze® 601 Screw Spline (Non-Thermal)

NOTE: For glass values that are not listed, linear interpolation is permitted.

1. U-Factors are determined in accordance with NFRC 100.
2. SHGC and VT values are determined in accordance with NFRC 200.
3. Glass properties are based on center of glass values and are obtained from your glass supplier.
4. Overall U-Factor, SHGC, and VT Matricies are based on the standard NFRC specimen size of 2,000 mm wide by 2,000 mm high (78-3/4" by 78-3/4").

SHGC Matrix ²

Glass SHGC ³	Overall SHGC ⁴
0.75	0.69
0.70	0.64
0.65	0.60
0.60	0.55
0.55	0.51
0.50	0.47
0.45	0.42
0.40	0.38
0.35	0.33
0.30	0.29
0.25	0.25
0.20	0.20
0.15	0.16
0.10	0.12
0.05	0.07

Visible Transmittance ²

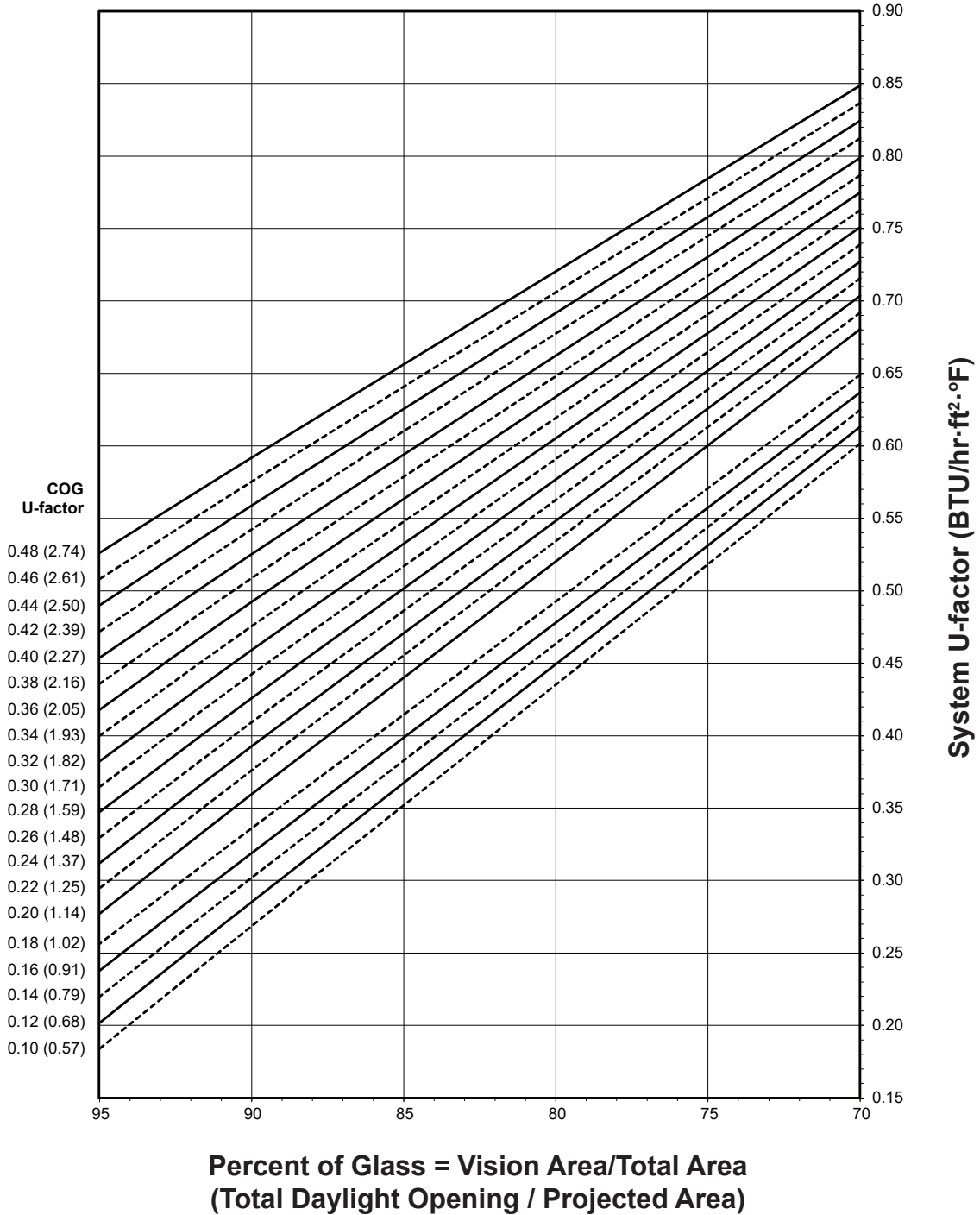
Glass VT ³	Overall VT ⁴
0.75	0.66
0.70	0.61
0.65	0.57
0.60	0.53
0.55	0.48
0.50	0.44
0.45	0.39
0.40	0.35
0.35	0.31
0.30	0.26
0.25	0.22
0.20	0.18
0.15	0.13
0.10	0.09
0.05	0.04

Laws and building and safety codes governing the design and use of Kawneer products, such as glazed entrance, window, and curtain wall products, vary widely. Kawneer does not control the selection of product configurations, operating hardware, or glazing materials, and assumes no responsibility therefor.

Kawneer reserves the right to change configuration without prior notice when deemed necessary for product improvement.
© 2020, Kawneer Company, Inc.

Trifab® VersaGlaze® 601 Receptor Adapted SSG Stick (Non-Thermal)

System U-factor vs Percent of Glass Area



Notes for System U-Factor, SHGC and VT charts:

For glass values that are not listed, linear interpolation is permitted.

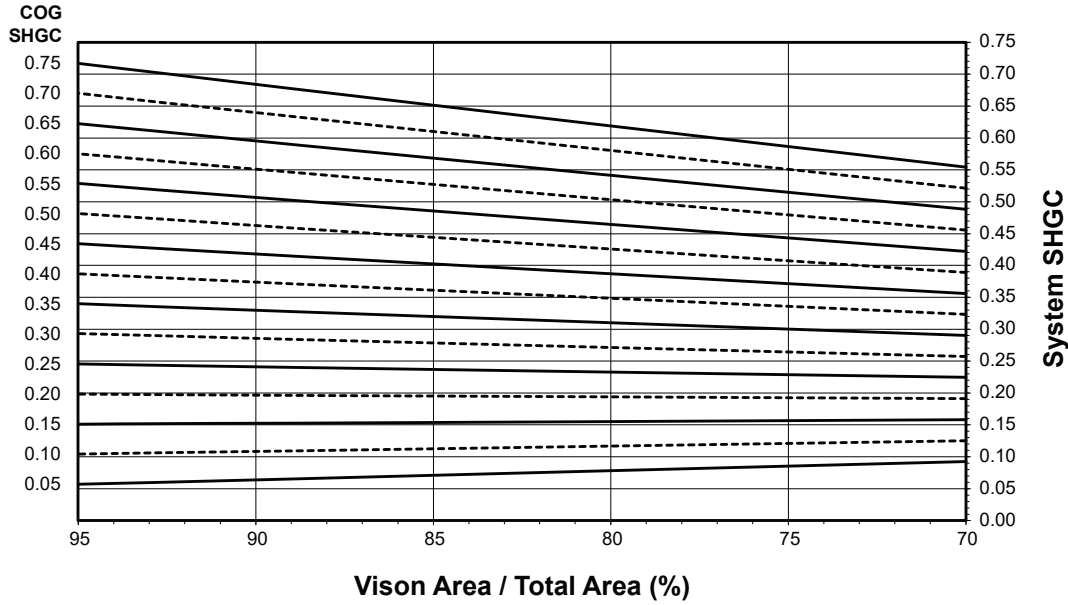
Glass properties are based on center of glass values and are obtained from your glass supplier.

Laws and building and safety codes governing the design and use of Kawneer products, such as glazed entrance, window, and curtain wall products, vary widely. Kawneer does not control the selection of product configurations, operating hardware, or glazing materials, and assumes no responsibility therefor.

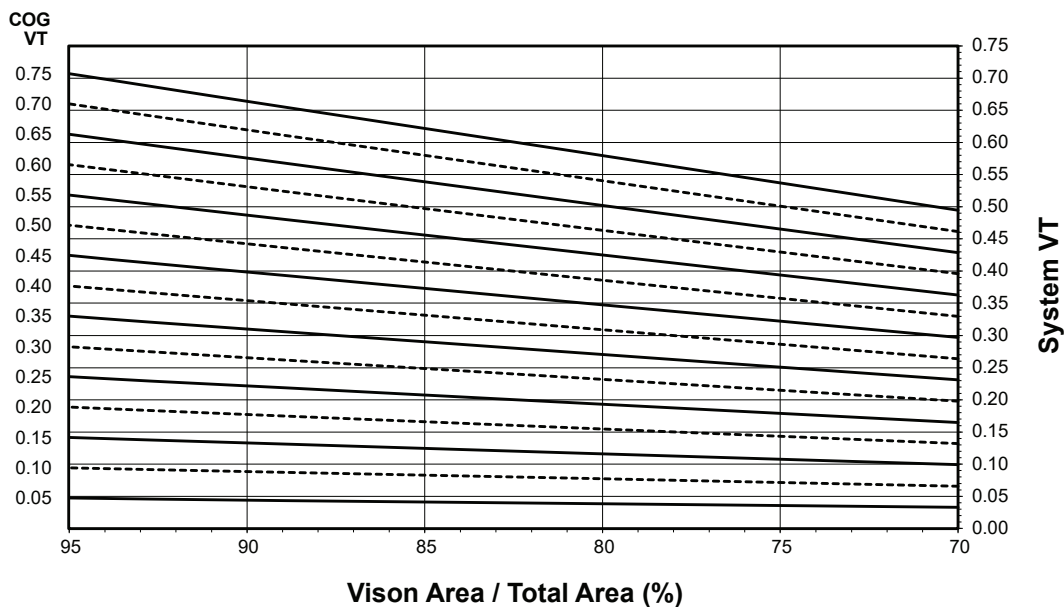
Kawneer reserves the right to change configuration without prior notice when deemed necessary for product improvement.
© 2020, Kawneer Company, Inc.

Trifab® VersaGlaze® 601 Receptor Adapted SSG Stick (Non-Thermal)

System Solar Heat Gain Coefficient (SHGC) vs Percent of Vision Area



System Visible Transmittance (VT) vs Percent of Vision Area



Laws and building and safety codes governing the design and use of Kawneer products, such as glazed entrance, window, and curtain wall products, vary widely. Kawneer does not control the selection of product configurations, operating hardware, or glazing materials, and assumes no responsibility therefor.

Kawneer reserves the right to change configuration without prior notice when deemed necessary for product improvement.
© 2020, Kawneer Company, Inc.

Thermal Transmittance ¹ (BTU/hr • ft² • °F)

Glass U-Factor ³	Overall U-Factor ⁴
0.48	0.61
0.46	0.59
0.44	0.57
0.42	0.56
0.40	0.54
0.38	0.52
0.36	0.51
0.34	0.49
0.32	0.48
0.30	0.46
0.28	0.44
0.26	0.43
0.24	0.41
0.22	0.39
0.20	0.38
0.18	0.35
0.16	0.34
0.14	0.32
0.12	0.30
0.10	0.29

**Trifab® VersaGlaze® 601
Receptor Adapted SSG Stick
(Non-Thermal)**

NOTE: For glass values that are not listed, linear interpolation is permitted.

1. U-Factors are determined in accordance with NFRC 100.
2. SHGC and VT values are determined in accordance with NFRC 200.
3. Glass properties are based on center of glass values and are obtained from your glass supplier.
4. Overall U-Factor, SHGC, and VT Matricies are based on the standard NFRC specimen size of 2,000 mm wide by 2,000 mm high (78-3/4" by 78-3/4").

SHGC Matrix ²

Glass SHGC ³	Overall SHGC ⁴
0.75	0.68
0.70	0.63
0.65	0.59
0.60	0.55
0.55	0.50
0.50	0.46
0.45	0.41
0.40	0.37
0.35	0.33
0.30	0.28
0.25	0.24
0.20	0.20
0.15	0.15
0.10	0.11
0.05	0.07

Visible Transmittance ²

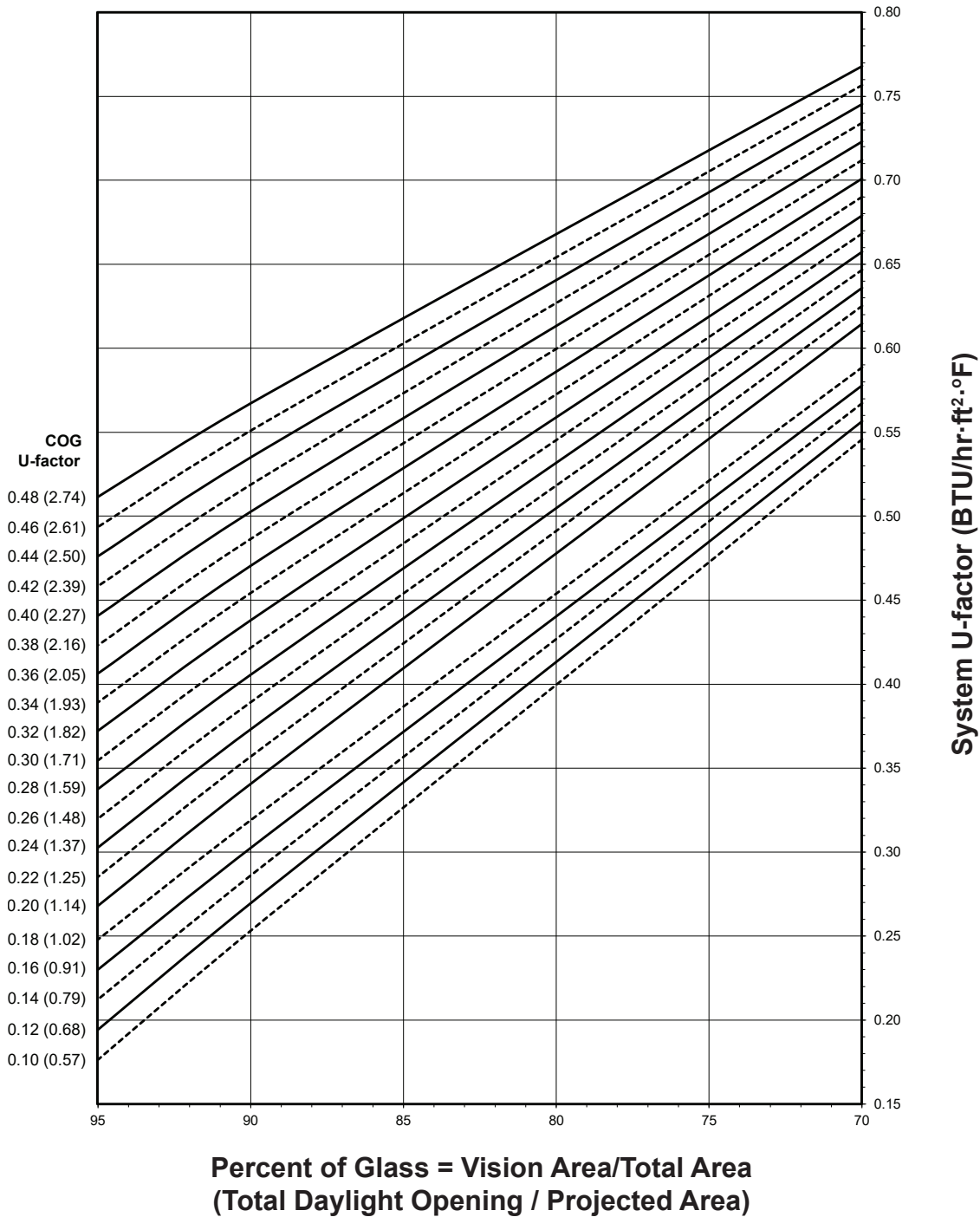
Glass VT ³	Overall VT ⁴
0.75	0.65
0.70	0.61
0.65	0.57
0.60	0.52
0.55	0.48
0.50	0.44
0.45	0.39
0.40	0.35
0.35	0.31
0.30	0.26
0.25	0.22
0.20	0.17
0.15	0.13
0.10	0.09
0.05	0.04

Laws and building and safety codes governing the design and use of Kawneer products, such as glazed entrance, window, and curtain wall products, vary widely. Kawneer does not control the selection of product configurations, operating hardware, or glazing materials, and assumes no responsibility therefor.

Kawneer reserves the right to change configuration without prior notice when deemed necessary for product improvement.
© 2020, Kawneer Company, Inc.

Trifab® VersaGlaze® 601T Screw Spline (Thermal)

System U-factor vs Percent of Glass Area



Notes for System U-Factor, SHGC and VT charts:

For glass values that are not listed, linear interpolation is permitted.

Glass properties are based on center of glass values and are obtained from your glass supplier.

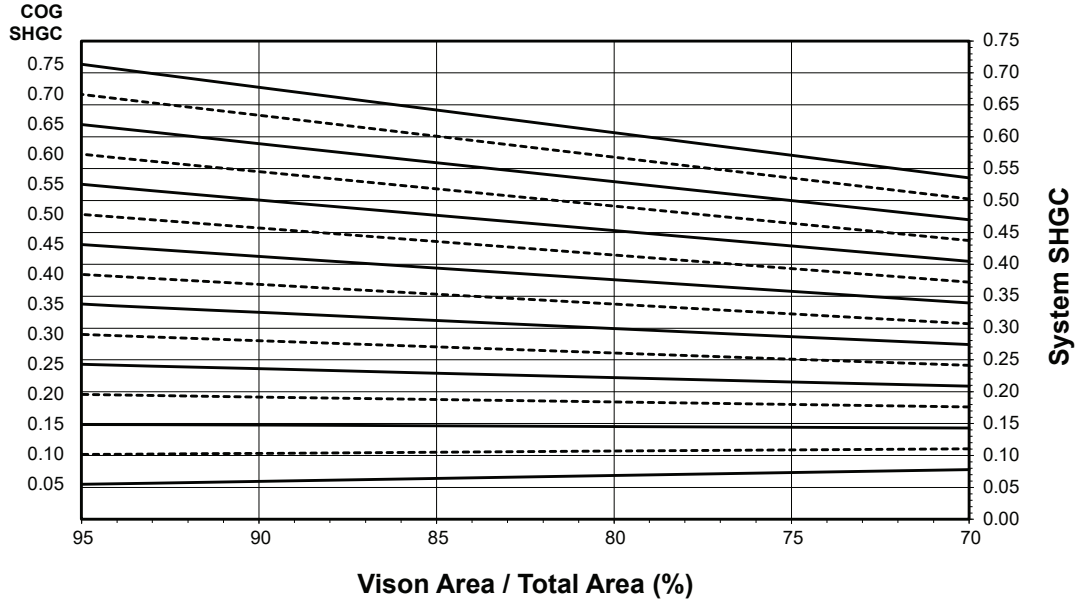
Laws and building and safety codes governing the design and use of Kawneer products, such as glazed entrance, window, and curtain wall products, vary widely. Kawneer does not control the selection of product configurations, operating hardware, or glazing materials, and assumes no responsibility therefor.

Kawneer reserves the right to change configuration without prior notice when deemed necessary for product improvement.

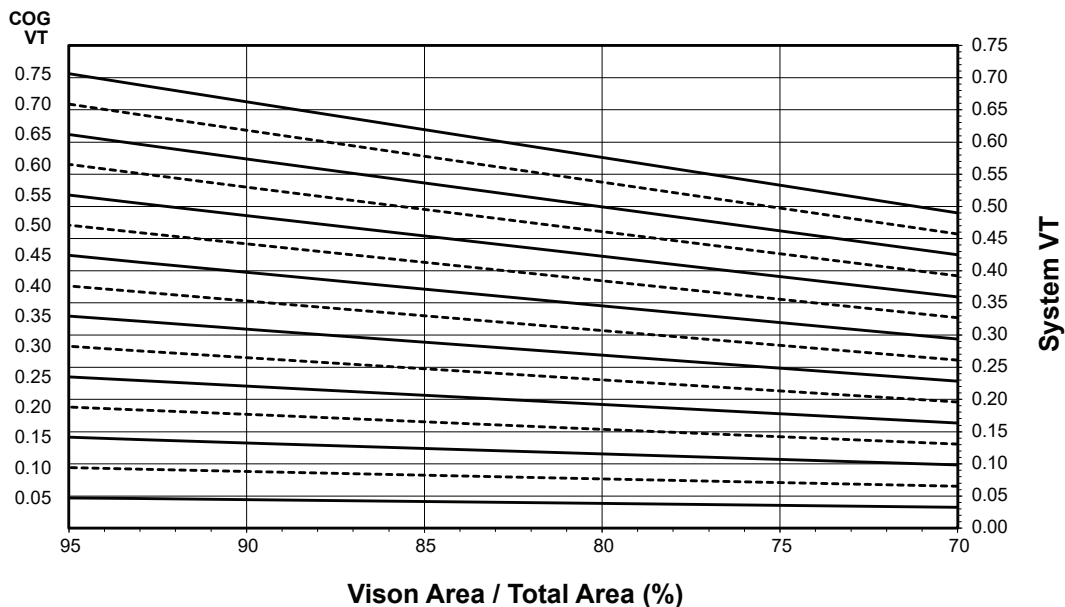
© 2020, Kawneer Company, Inc.

Trifab® VersaGlaze® 601T Screw Spline (Thermal)

System Solar Heat Gain Coefficient (SHGC) vs Percent of Vision Area



System Visible Transmittance (VT) vs Percent of Vision Area



Laws and building and safety codes governing the design and use of Kawneer products, such as glazed entrance, window, and curtain wall products, vary widely. Kawneer does not control the selection of product configurations, operating hardware, or glazing materials, and assumes no responsibility therefor.

Kawneer reserves the right to change configuration without prior notice when deemed necessary for product improvement.
© 2020, Kawneer Company, Inc.

Thermal Transmittance ¹ (BTU/hr • ft² • °F)

Glass U-Factor ³	Overall U-Factor ⁴
0.48	0.57
0.46	0.56
0.44	0.54
0.42	0.52
0.40	0.51
0.38	0.49
0.36	0.48
0.34	0.46
0.32	0.44
0.30	0.43
0.28	0.41
0.26	0.40
0.24	0.38
0.22	0.36
0.20	0.35
0.18	0.33
0.16	0.31
0.14	0.29
0.12	0.28
0.10	0.26

Trifab® VersaGlaze® 601T
Screw Spline
(Thermal)

NOTE: For glass values that are not listed, linear interpolation is permitted.

1. U-Factors are determined in accordance with NFRC 100.
2. SHGC and VT values are determined in accordance with NFRC 200.
3. Glass properties are based on center of glass values and are obtained from your glass supplier.
4. Overall U-Factor, SHGC, and VT Matricies are based on the standard NFRC specimen size of 2,000 mm wide by 2,000 mm high (78-3/4" by 78-3/4").

SHGC Matrix ²

Glass SHGC ³	Overall SHGC ⁴
0.75	0.67
0.70	0.63
0.65	0.59
0.60	0.54
0.55	0.50
0.50	0.45
0.45	0.41
0.40	0.37
0.35	0.32
0.30	0.28
0.25	0.24
0.20	0.19
0.15	0.15
0.10	0.10
0.05	0.06

Visible Transmittance ²

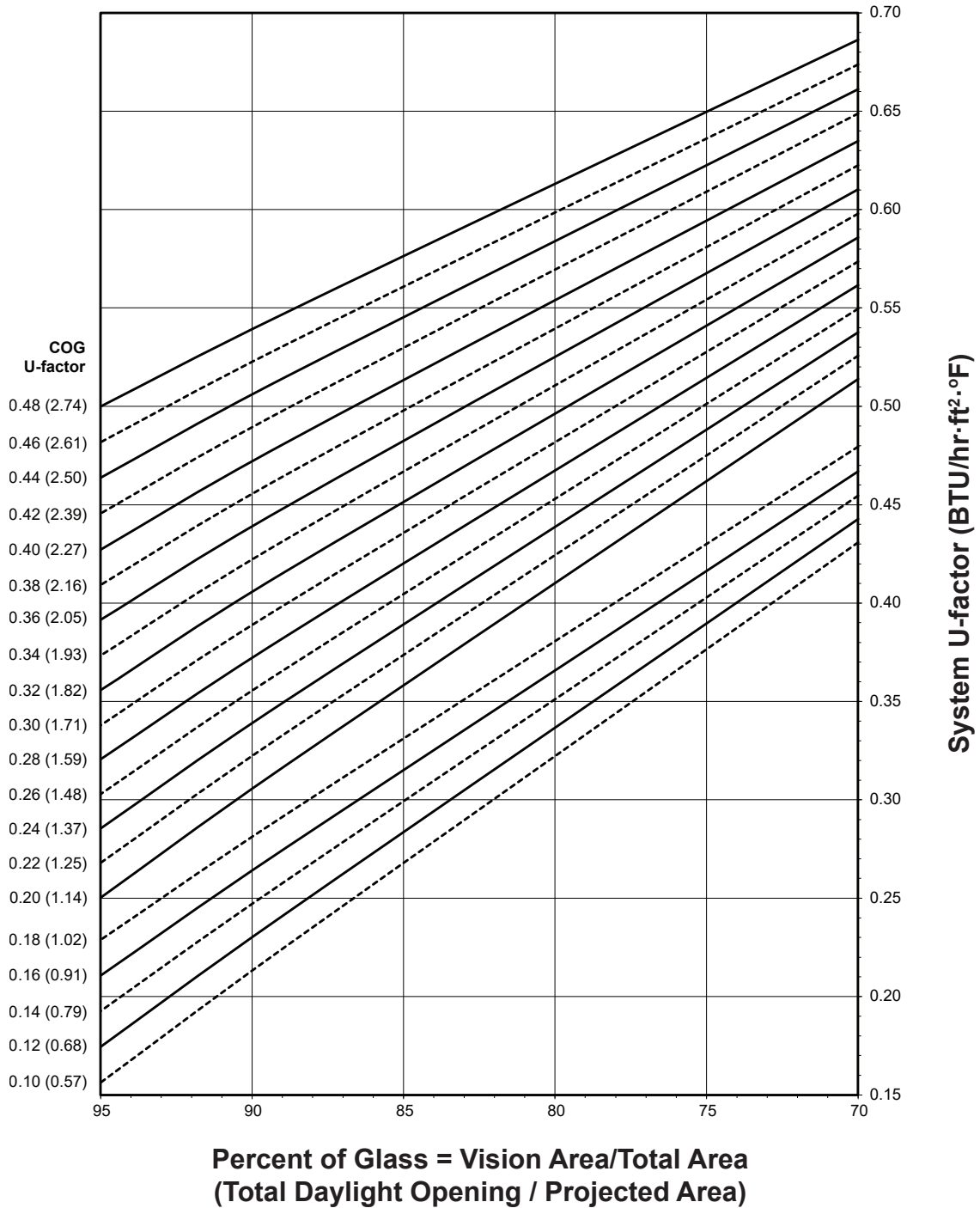
Glass VT ³	Overall VT ⁴
0.75	0.66
0.70	0.61
0.65	0.57
0.60	0.53
0.55	0.48
0.50	0.44
0.45	0.39
0.40	0.35
0.35	0.31
0.30	0.26
0.25	0.22
0.20	0.18
0.15	0.13
0.10	0.09
0.05	0.04

Laws and building and safety codes governing the design and use of Kawneer products, such as glazed entrance, window, and curtain wall products, vary widely. Kawneer does not control the selection of product configurations, operating hardware, or glazing materials, and assumes no responsibility therefor.

Kawneer reserves the right to change configuration without prior notice when deemed necessary for product improvement.
© 2020, Kawneer Company, Inc.

Trifab® VersaGlaze® 601T Receptor Adapted SSG Stick (Thermal)

System U-factor vs Percent of Glass Area



Notes for System U-Factor, SHGC and VT charts:

For glass values that are not listed, linear interpolation is permitted.

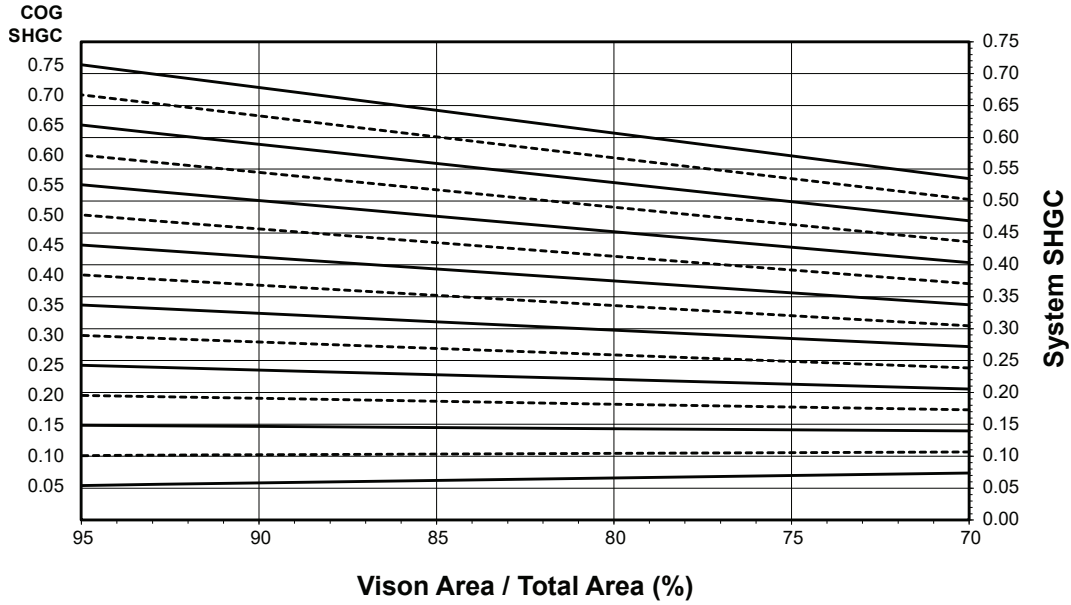
Glass properties are based on center of glass values and are obtained from your glass supplier.

Laws and building and safety codes governing the design and use of Kawneer products, such as glazed entrance, window, and curtain wall products, vary widely. Kawneer does not control the selection of product configurations, operating hardware, or glazing materials, and assumes no responsibility therefor.

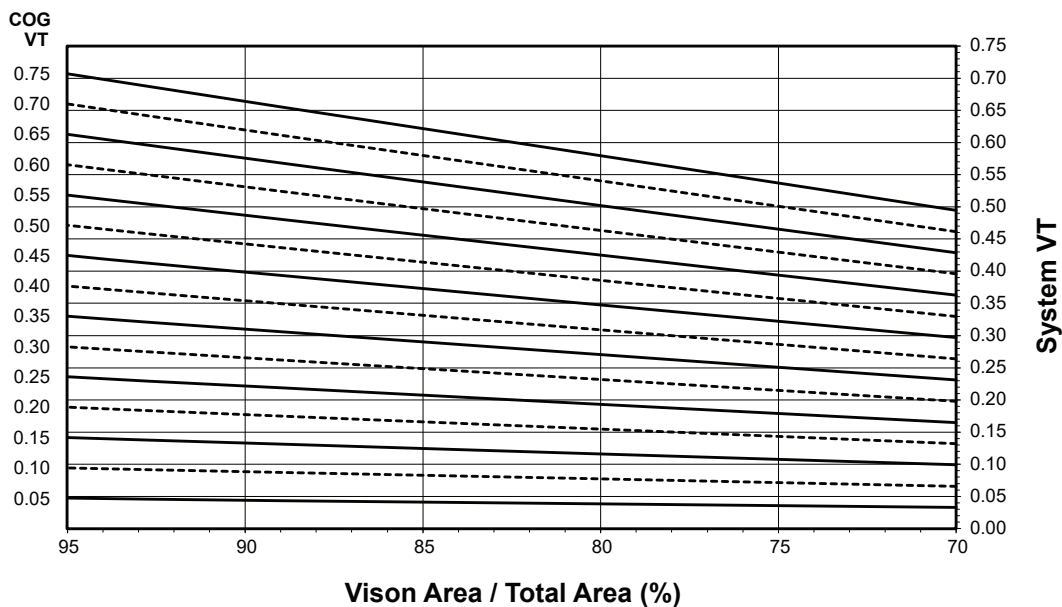
Kawneer reserves the right to change configuration without prior notice when deemed necessary for product improvement.
© 2020, Kawneer Company, Inc.

Trifab® VersaGlaze® 601T Receptor Adapted SSG Stick (Thermal)

System Solar Heat Gain Coefficient (SHGC) vs Percent of Vision Area



System Visible Transmittance (VT) vs Percent of Vision Area



Laws and building and safety codes governing the design and use of Kawneer products, such as glazed entrance, window, and curtain wall products, vary widely. Kawneer does not control the selection of product configurations, operating hardware, or glazing materials, and assumes no responsibility therefor.

Kawneer reserves the right to change configuration without prior notice when deemed necessary for product improvement.
© 2020, Kawneer Company, Inc.

Thermal Transmittance ¹ (BTU/hr • ft² • °F)

Glass U-Factor ³	Overall U-Factor ⁴
0.48	0.55
0.46	0.53
0.44	0.51
0.42	0.50
0.40	0.48
0.38	0.47
0.36	0.45
0.34	0.43
0.32	0.42
0.30	0.40
0.28	0.38
0.26	0.37
0.24	0.35
0.22	0.33
0.20	0.32
0.18	0.29
0.16	0.28
0.14	0.26
0.12	0.24
0.10	0.23

**Trifab® VersaGlaze® 601T
Receptor Adapted SSG Stick
(Thermal)**

NOTE: For glass values that are not listed, linear interpolation is permitted.

1. U-Factors are determined in accordance with NFRC 100.
2. SHGC and VT values are determined in accordance with NFRC 200.
3. Glass properties are based on center of glass values and are obtained from your glass supplier.
4. Overall U-Factor, SHGC, and VT Matricies are based on the standard NFRC specimen size of 2,000 mm wide by 2,000 mm high (78-3/4" by 78-3/4").

SHGC Matrix ²

Glass SHGC ³	Overall SHGC ⁴
0.75	0.67
0.70	0.63
0.65	0.58
0.60	0.54
0.55	0.50
0.50	0.45
0.45	0.41
0.40	0.36
0.35	0.32
0.30	0.28
0.25	0.23
0.20	0.19
0.15	0.15
0.10	0.10
0.05	0.06

Visible Transmittance ²

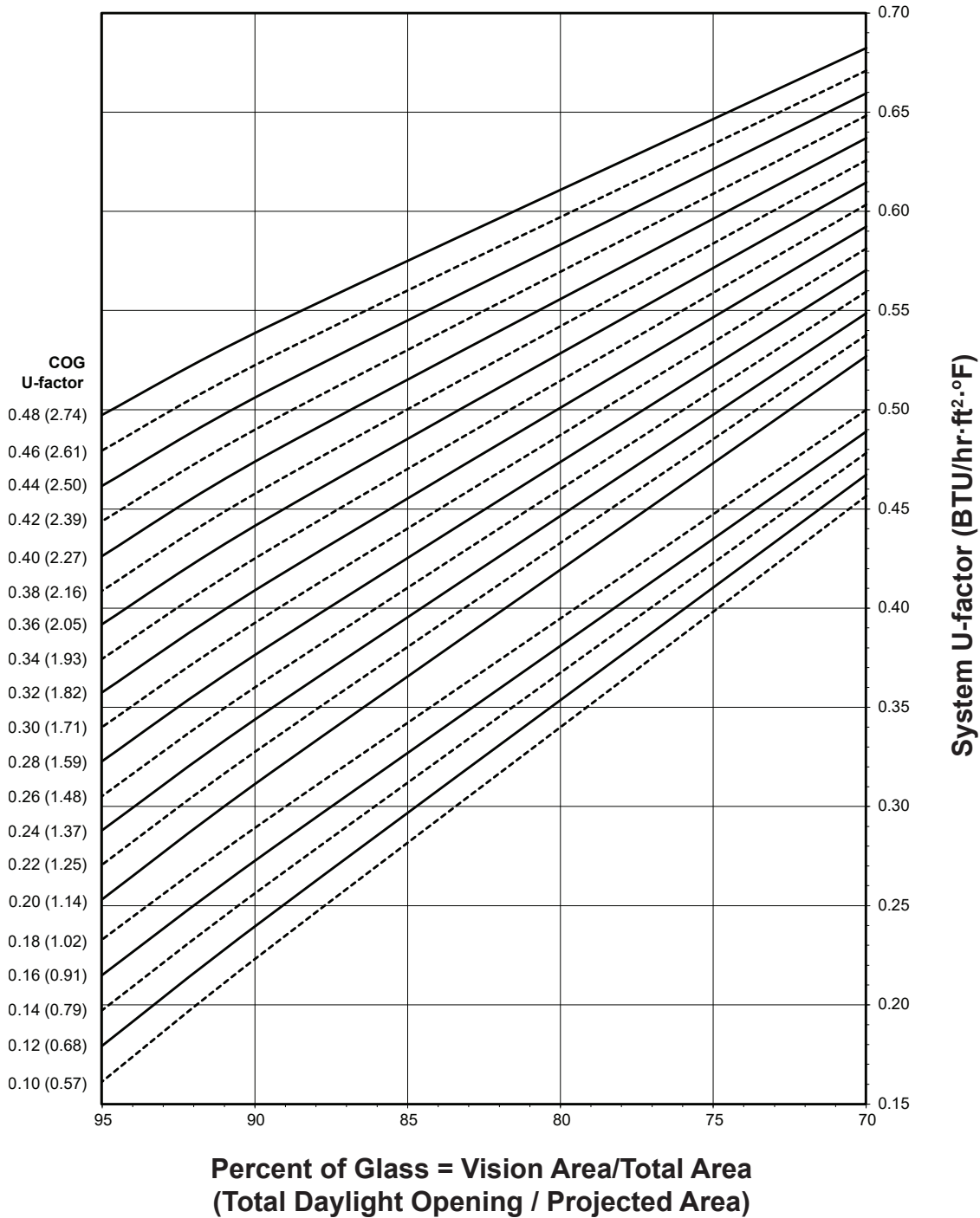
Glass VT ³	Overall VT ⁴
0.75	0.65
0.70	0.61
0.65	0.57
0.60	0.52
0.55	0.48
0.50	0.44
0.45	0.39
0.40	0.35
0.35	0.31
0.30	0.26
0.25	0.22
0.20	0.17
0.15	0.13
0.10	0.09
0.05	0.04

Laws and building and safety codes governing the design and use of Kawneer products, such as glazed entrance, window, and curtain wall products, vary widely. Kawneer does not control the selection of product configurations, operating hardware, or glazing materials, and assumes no responsibility therefor.

Kawneer reserves the right to change configuration without prior notice when deemed necessary for product improvement.
© 2020, Kawneer Company, Inc.

Trifab® VersaGlaze® 601UT Screw Spline (Ultra Thermal)

System U-factor vs Percent of Glass Area



Notes for System U-Factor, SHGC and VT charts:

For glass values that are not listed, linear interpolation is permitted.

Glass properties are based on center of glass values and are obtained from your glass supplier.

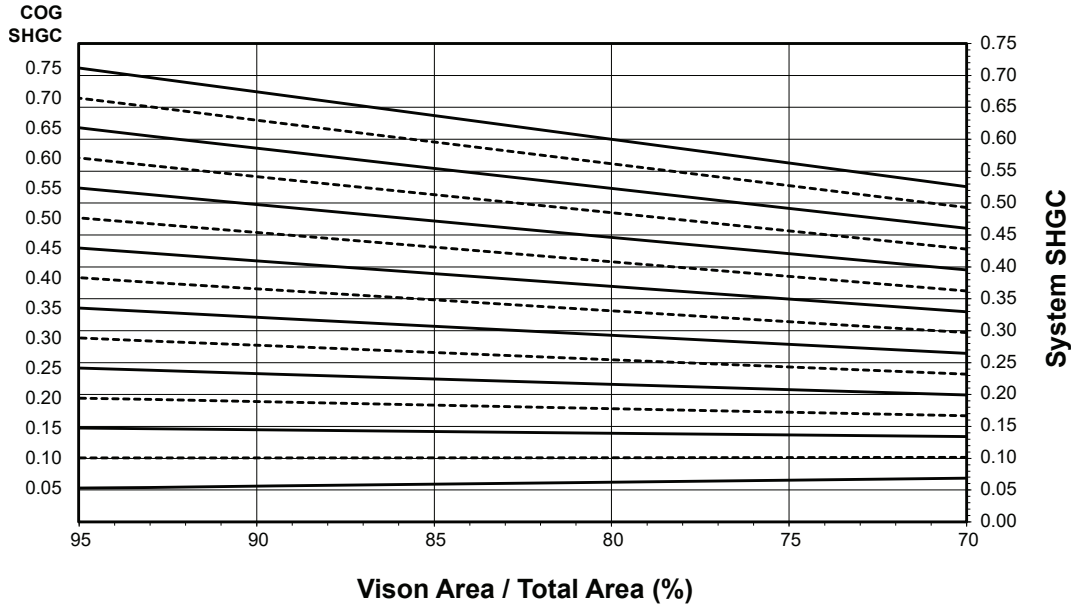
Laws and building and safety codes governing the design and use of Kawneer products, such as glazed entrance, window, and curtain wall products, vary widely. Kawneer does not control the selection of product configurations, operating hardware, or glazing materials, and assumes no responsibility therefor.

Kawneer reserves the right to change configuration without prior notice when deemed necessary for product improvement.

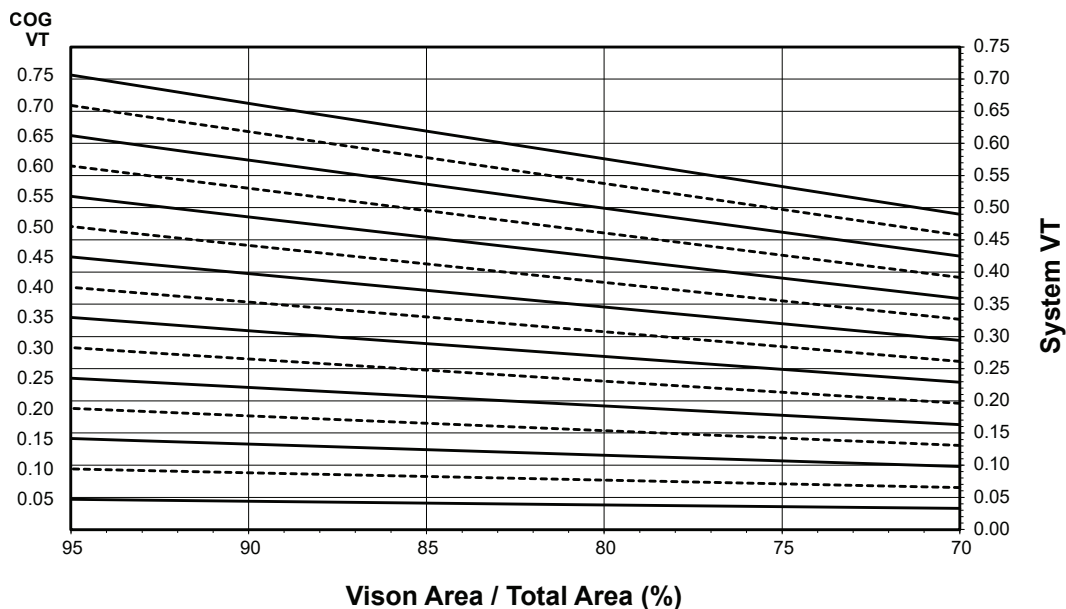
© 2020, Kawneer Company, Inc.

Trifab® VersaGlaze® 601UT Screw Spline (Ultra Thermal)

System Solar Heat Gain Coefficient (SHGC) vs Percent of Vision Area



System Visible Transmittance (VT) vs Percent of Vision Area



Laws and building and safety codes governing the design and use of Kawneer products, such as glazed entrance, window, and curtain wall products, vary widely. Kawneer does not control the selection of product configurations, operating hardware, or glazing materials, and assumes no responsibility therefor.

Kawneer reserves the right to change configuration without prior notice when deemed necessary for product improvement.
© 2020, Kawneer Company, Inc.

Thermal Transmittance ¹ (BTU/hr • ft² • °F)

Glass U-Factor ³	Overall U-Factor ⁴
0.48	0.54
0.46	0.53
0.44	0.51
0.42	0.49
0.40	0.48
0.38	0.46
0.36	0.45
0.34	0.43
0.32	0.41
0.30	0.40
0.28	0.38
0.26	0.37
0.24	0.35
0.22	0.33
0.20	0.32
0.18	0.29
0.16	0.28
0.14	0.26
0.12	0.25
0.10	0.23

Trifab® VersaGlaze® 601UT Screw Spline (Ultra Thermal)

NOTE: For glass values that are not listed, linear interpolation is permitted.

1. U-Factors are determined in accordance with NFRC 100.
2. SHGC and VT values are determined in accordance with NFRC 200.
3. Glass properties are based on center of glass values and are obtained from your glass supplier.
4. Overall U-Factor, SHGC, and VT Matricies are based on the standard NFRC specimen size of 2,000 mm wide by 2,000 mm high (78-3/4" by 78-3/4").

SHGC Matrix ²

Glass SHGC ³	Overall SHGC ⁴
0.75	0.67
0.70	0.63
0.65	0.58
0.60	0.54
0.55	0.50
0.50	0.45
0.45	0.41
0.40	0.36
0.35	0.32
0.30	0.28
0.25	0.23
0.20	0.19
0.15	0.14
0.10	0.10
0.05	0.06

Visible Transmittance ²

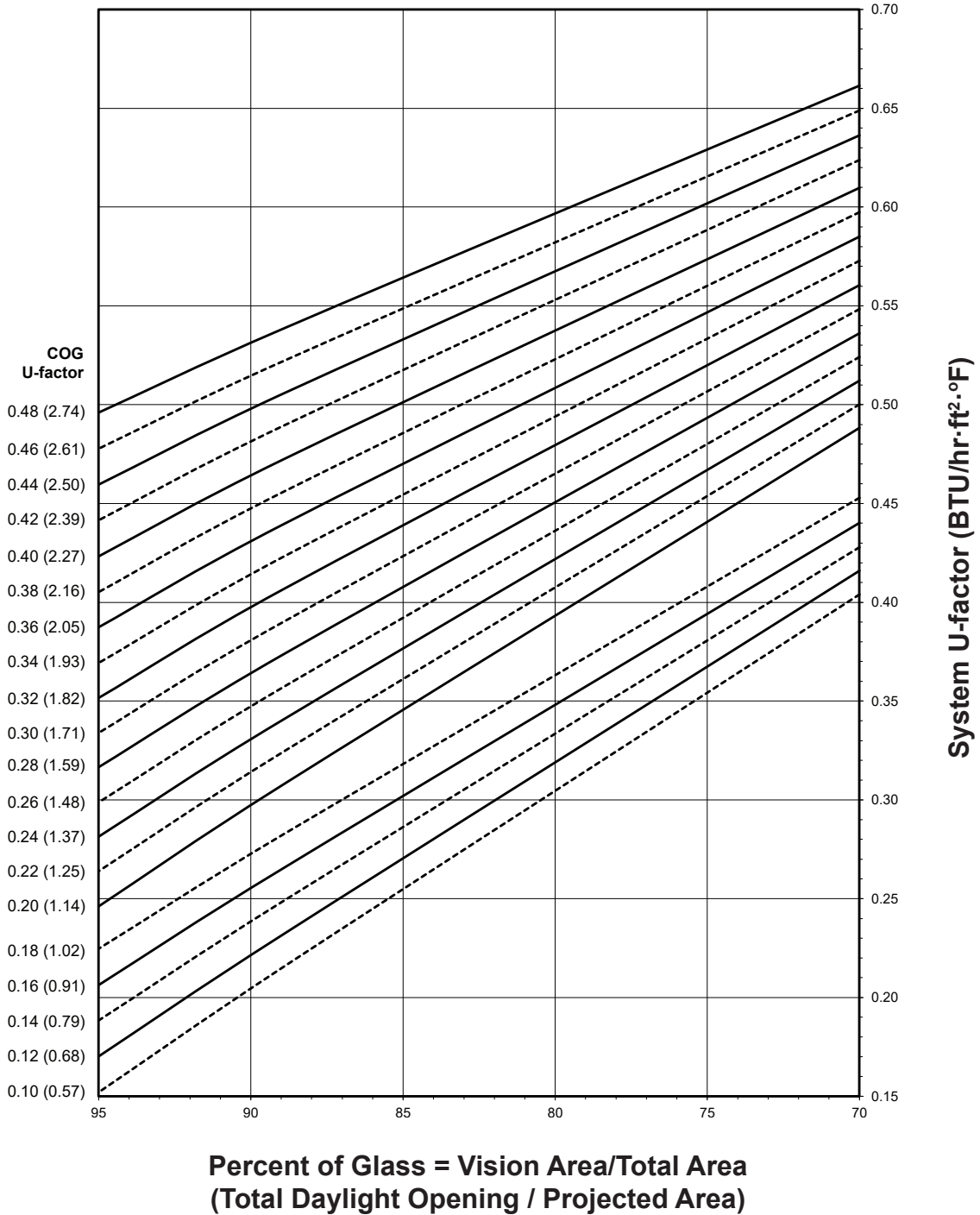
Glass VT ³	Overall VT ⁴
0.75	0.66
0.70	0.61
0.65	0.57
0.60	0.53
0.55	0.48
0.50	0.44
0.45	0.39
0.40	0.35
0.35	0.31
0.30	0.26
0.25	0.22
0.20	0.18
0.15	0.13
0.10	0.09
0.05	0.04

Laws and building and safety codes governing the design and use of Kawneer products, such as glazed entrance, window, and curtain wall products, vary widely. Kawneer does not control the selection of product configurations, operating hardware, or glazing materials, and assumes no responsibility therefor.

Kawneer reserves the right to change configuration without prior notice when deemed necessary for product improvement.
© 2020, Kawneer Company, Inc.

Trifab® VersaGlaze® 601UT Receptor Adapted SSG Stick (Ultra Thermal)

System U-factor vs Percent of Glass Area



Notes for System U-Factor, SHGC and VT charts:

For glass values that are not listed, linear interpolation is permitted.

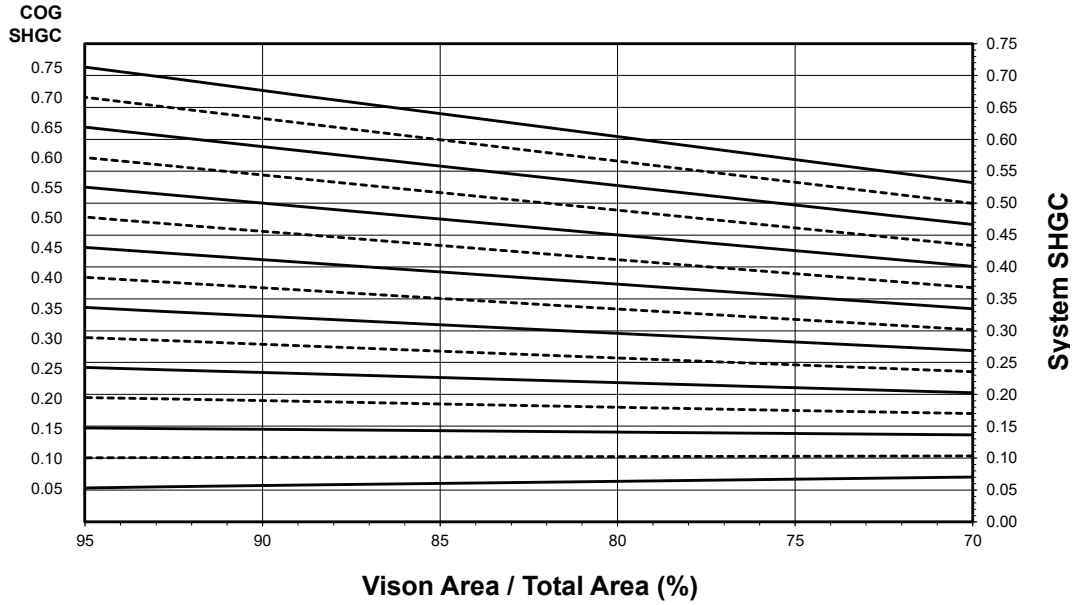
Glass properties are based on center of glass values and are obtained from your glass supplier.

Laws and building and safety codes governing the design and use of Kawneer products, such as glazed entrance, window, and curtain wall products, vary widely. Kawneer does not control the selection of product configurations, operating hardware, or glazing materials, and assumes no responsibility therefor.

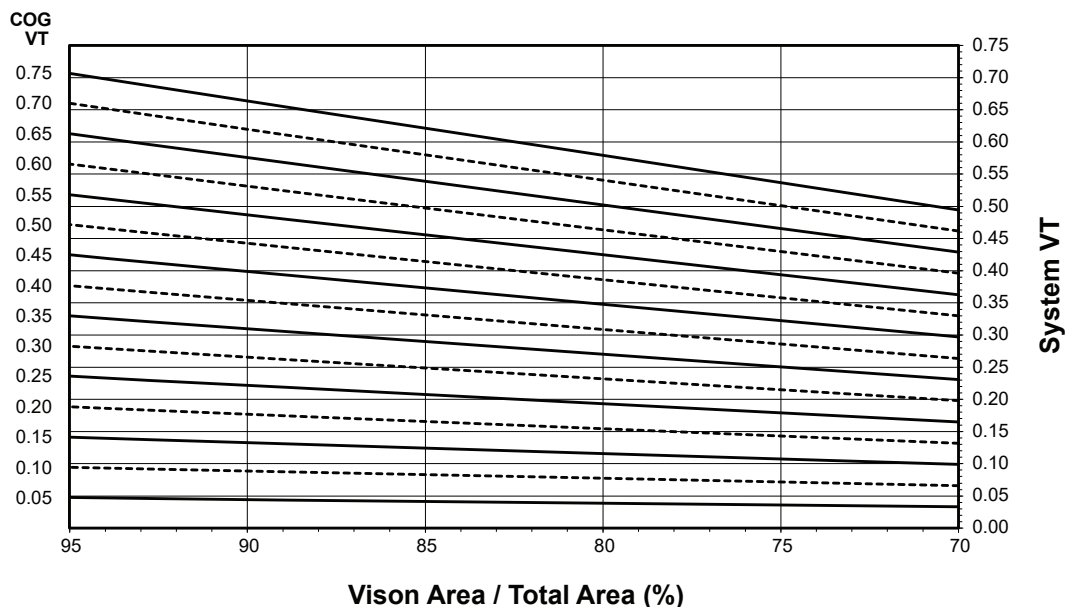
Kawneer reserves the right to change configuration without prior notice when deemed necessary for product improvement.
© 2020, Kawneer Company, Inc.

Trifab® VersaGlaze® 601UT Receptor Adapted SSG Stick (Ultra Thermal)

System Solar Heat Gain Coefficient (SHGC) vs Percent of Vision Area



System Visible Transmittance (VT) vs Percent of Vision Area



Laws and building and safety codes governing the design and use of Kawneer products, such as glazed entrance, window, and curtain wall products, vary widely. Kawneer does not control the selection of product configurations, operating hardware, or glazing materials, and assumes no responsibility therefor.

Kawneer reserves the right to change configuration without prior notice when deemed necessary for product improvement.
© 2020, Kawneer Company, Inc.

Thermal Transmittance ¹ (BTU/hr • ft² • °F)

Glass U-Factor ³	Overall U-Factor ⁴
0.48	0.54
0.46	0.52
0.44	0.51
0.42	0.49
0.40	0.47
0.38	0.46
0.36	0.44
0.34	0.42
0.32	0.41
0.30	0.39
0.28	0.37
0.26	0.36
0.24	0.34
0.22	0.32
0.20	0.31
0.18	0.28
0.16	0.27
0.14	0.25
0.12	0.23
0.10	0.22

**Trifab® VersaGlaze® 601UT
Receptor Adapted SSG Stick
(Ultra Thermal)**

NOTE: For glass values that are not listed, linear interpolation is permitted.

1. U-Factors are determined in accordance with NFRC 100.
2. SHGC and VT values are determined in accordance with NFRC 200.
3. Glass properties are based on center of glass values and are obtained from your glass supplier.
4. Overall U-Factor, SHGC, and VT Matricies are based on the standard NFRC specimen size of 2,000 mm wide by 2,000 mm high (78-3/4" by 78-3/4").

SHGC Matrix ²

Glass SHGC ³	Overall SHGC ⁴
0.75	0.67
0.70	0.63
0.65	0.58
0.60	0.54
0.55	0.49
0.50	0.45
0.45	0.41
0.40	0.36
0.35	0.32
0.30	0.28
0.25	0.23
0.20	0.19
0.15	0.15
0.10	0.10
0.05	0.06

Visible Transmittance ²

Glass VT ³	Overall VT ⁴
0.75	0.65
0.70	0.61
0.65	0.57
0.60	0.52
0.55	0.48
0.50	0.44
0.45	0.39
0.40	0.35
0.35	0.31
0.30	0.26
0.25	0.22
0.20	0.17
0.15	0.13
0.10	0.09
0.05	0.04

Laws and building and safety codes governing the design and use of Kawneer products, such as glazed entrance, window, and curtain wall products, vary widely. Kawneer does not control the selection of product configurations, operating hardware, or glazing materials, and assumes no responsibility therefor.

Kawneer reserves the right to change configuration without prior notice when deemed necessary for product improvement.
© 2020, Kawneer Company, Inc.

Laws and building and safety codes governing the design and use of Kawneer products, such as glazed entrance, window, and curtain wall products, vary widely. Kawneer does not control the selection of product configurations, operating hardware, or glazing materials, and assumes no responsibility therefor.

Kawneer reserves the right to change configuration without prior notice when deemed necessary for product improvement.
© 2020, Kawneer Company, Inc.