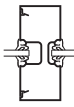
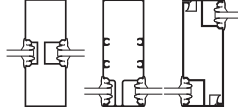
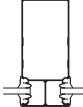
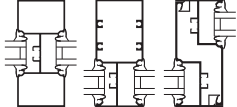
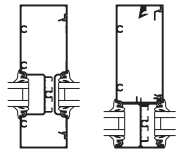
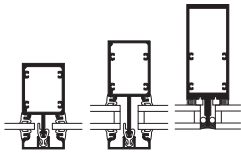


Product	Trifab® 400 Framing (1-3/4" x 4")	Trifab® VersaGlaze® 450 Framing System 1-3/4" sightline (1-3/4" x 4-1/2")	Trifab® VersaGlaze® 450 Framing System 2" sightline (2" x 4-1/2") (2" x 2-1/4" Veneer)	Trifab® VersaGlaze® 451 Framing System (2" x 4-1/2")
Catalog Section	Framing	Framing	Framing	Framing
Typical Detail				
Applications	Storefront Ribbon Windows Punched Openings	Storefront Ribbon Windows Punched Openings	Storefront Ribbon Windows Punched Openings	Storefront Ribbon Windows Punched Openings
Glass Plane Options	Center	Center Front Back Multi-Plane	Front	Center Front Back Multi-Plane
Infill Options	1/8", 1/4" & 3/8"	1/8", 1/4" & 3/8"	1/8", 1/4" & 3/8"	Up to 1-1/8"
Glazing Options	Inside Glazed Outside Glazed	Inside Glazed Outside Glazed	Inside Glazed Outside Glazed	Inside Glazed Outside Glazed
Thermal	No	No	No	No
SSG	No	Optional	Optional	Optional
Weatherseal	No	Optional	Optional	Optional
2 Color Option	No	No	No	Yes with Front Stick
Integrated Entrance Framing	Yes	Yes	Yes	Yes
Windows Integration	Yes	Yes	Yes	Yes
GLASSvent® Integration	Yes	Yes	Yes	Yes
Fabrication Method	Screw Spline, Shear Block, Stick	Screw Spline, Shear Block, Stick, Continuous Head and Sill	Stick	Screw Spline, Shear Block, Stick, Continuous Head and Sill
Product Description	A 1-3/4" x 4" flush glazed system for 1/4" glass. Designed for quick installation on low rise buildings. It offers design economy with flexibility.	A 1-3/4" x 4-1/2" flush glazed system for 1/4" glass. VersaGlaze® is engineered for design and fabrication versatility with variable glass plane choices, SSG or Weatherseal options and four types of fabrication.	A 2" x 2-1/4" Veneer and a 2" x 4-1/2" Captured, flush glazed system for 1/4" glass with SSG and Weatherseal options. Designed for quick installation on low to mid-rise buildings.	A 2" x 4-1/2" flush glazed system for 1" glass. VersaGlaze® is engineered for design and fabrication versatility with variable glass plane choices, SSG or Weatherseal options, and four types of fabrication.
Testing for Protective Glazing	—	—	—	—
Performance Test Standards	AAMA 501 ASTM E283 ASTM E330 ASTM E331	AAMA 501 ASTM E283 ASTM E330 ASTM E331	AAMA 501 ASTM E283 ASTM E330 ASTM E331	AAMA 501, AAMA 507, AAMA1801, ASTM E283, ASTM E330, ASTM E331, ASTM E1425, NFRC 100/200/500

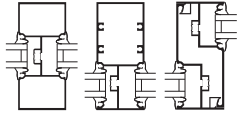
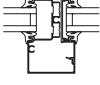
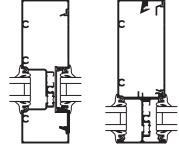
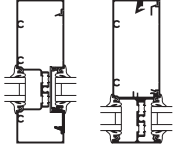
Laws and building and safety codes governing the design and use of Kawneer products, such as glazed entrance, window, and curtain wall products, vary widely. Kawneer does not control the selection of product configurations, operating hardware, or glazing materials, and assumes no responsibility therefor.

Kawneer reserves the right to change configuration without prior notice when deemed necessary for product improvement.
© 2014, Kawneer Company, Inc.

Product	Trifab® VersaGlaze® 601 Framing System (2" x 6")	EnCORE® Framing System (1-3/4" x Variable)		
Catalog Section	Framing	Framing		
Typical Detail				
Applications	Storefront Ribbon Windows Punched Openings	Storefront Ribbon Windows Punched Openings		
Glass Plane Options	Center Front	Center Front		
Infill Options	Up to 1-1/8"	Up to 1-1/8"		
Glazing Options	Inside Glazed Outside Glazed	Outside Glazed		
Thermal	Dual IsoLock® Pour and Debridge	Polymer Glazing Clip		
SSG	Yes (Front)	Optional		
Weatherseal	No	No		
2 Color Option	No	Yes		
Integrated Entrance Framing	Yes	Yes		
Windows Integration	Yes	Yes		
GLASSvent® Integration	Yes	Yes		
Versoleil® Sunshade Integration	Yes (Center Only)	No		
Fabrication Method	Screw Spline, Shear Block, Stick	Screw Spline Shear Block Continuous Head and Sill		
Product Description	A versatile 2" x 6" flush glazed system for 1" glass available in Center Set and Front Set options. Engineered to perform to current energy code requirements using a dual IsoLock® thermal break.	A versatile two-piece face and gutter system that incorporates an engineered polymer glazing clip for thermal performance. It offers a variety of depth combinations to meet various design possibilities including SSG and curved applications.		
Testing for Protective Glazing	—	—		
Performance Test Standards	AAMA 501, AAMA 505, AAMA 507, AAMA 1503, AAMA 1801, AAMA TIR-A8, ASTM E283, ASTM E330, ASTM E331, ASTM E1425, CSA-A440, NFRC 100/200/500	AAMA 150 AAMA 501 AAMA 507 ASTM E283 ASTM E330 ASTM E331 NFRC 100/200/500		


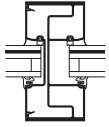
Laws and building and safety codes governing the design and use of Kawneer products, such as glazed entrance, window, and curtain wall products, vary widely. Kawneer does not control the selection of product configurations, operating hardware, or glazing materials, and assumes no responsibility therefor.

Kawneer reserves the right to change configuration without prior notice when deemed necessary for product improvement.
© 2014, Kawneer Company, Inc.

Product	Trifab® VersaGlaze® 451T Framing System (2" x 4-1/2")	Trifab® 451UT Framing (2" x 4-1/2")	Trifab® VersaGlaze® 601T Framing System (2" x 6")	Trifab® VersaGlaze® 601UT Framing System (2" x 6")
Catalog Section	Framing	Framing	Framing	Framing
Typical Detail				
Applications	Storefront Ribbon Windows Punched Openings	Storefront Ribbon Windows Punched Openings	Storefront Ribbon Windows Punched Openings	Storefront Ribbon Windows Punched Openings
Glass Plane Options	Center, Front, Back, Multi-Plane	Center	Center Front	Center Front
Infill Options	Up to 1-1/8"	Up to 1-1/8"	Up to 1-1/8"	Up to 1-1/8"
Glazing Options	Inside Glazed Outside Glazed	Inside Glazed Outside Glazed	Inside Glazed Outside Glazed	Inside Glazed Outside Glazed
Thermal	IsoLock® Pour and Debridge	Dual IsoLock® Pour and Debridge	Dual IsoLock® Pour and Debridge	Dual IsoLock® Pour and Debridge
SSG	Optional	No	Yes (Front)	Yes (Front)
Weatherseal	Optional	No	No	No
2 Color Option	Yes with Front Stick	No	No	No
Integrated Entrance Framing	Yes	Yes	Yes	Yes
Windows Integration	Yes	Yes	Yes	Yes
GLASSvent® Integration	Yes	Yes	Yes	Yes
Versoleil® Sunshade Integration	Yes	Yes	Yes (Center Only)	Yes (Center Only)
Fabrication Method	Screw Spline, Shear Block, Stick, Continuous Head and Sill	Screw Spline	Screw Spline, Shear Block, Stick	Screw Spline, Shear Block, Stick
Product Description	A 2" x 4-1/2" flush glazed system for 1" glass. VersaGlaze® is engineered for design and fabrication versatility with variable glass planes choices, SSG or Weatherseal options, IsoLock® thermal break option and four types of fabrication.	A 2" x 4-1/2" flush glazed system for 1" glass. Engineered to perform to current energy code requirements using a dual IsoLock® thermal break.	A 2" x 6" flush glazed system for 1" glass. Engineered to perform to current energy code requirements using a dual IsoLock® thermal break.	A 2" x 6" flush glazed system for 1" glass. Engineered to perform to current energy code requirements using a dual IsoLock® thermal break.
Testing for Protective Glazing	—	—	—	—
Performance Test Standards	AAMA 501.1, AAMA 507, AAMA 501, AAMA 505, AAMA 1503, AAMA1801, AAMA TIR-A8, ASTM E283, ASTM E330, ASTM E331, ASTM E1425, NFRC 100/200/500	AAMA 501, AAMA 505, AAMA 1503, AAMA 507, AAMA 1801, AAMA TIR-A8, ASTM E283, ASTM E330, ASTM E331, ASTM E1425, CSA-A440, NFRC 100/200/500	AAMA 501, AAMA 505, AAMA 507, AAMA 1503, AAMA 1801, AAMA TIR-A8, ASTM E283, ASTM E330, ASTM E331, ASTM E1425, CSA-A440, NFRC 100/200/500	AAMA 501, AAMA 505, AAMA 507, AAMA 1503, AAMA 1801, AAMA TIR-A8, ASTM E283, ASTM E330, ASTM E331, ASTM E1425, CSA-A440, NFRC 100/200/500

Laws and building and safety codes governing the design and use of Kawneer products, such as glazed entrance, window, and curtain wall products, vary widely. Kawneer does not control the selection of product configurations, operating hardware, or glazing materials, and assumes no responsibility therefor.

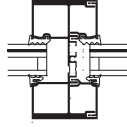
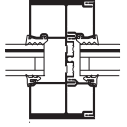
Kawneer reserves the right to change configuration without prior notice when deemed necessary for product improvement.
© 2014, Kawneer Company, Inc.

Product	IR 500 Framing 2-1/2" x 5" (Wind-borne Debris)	IR 501 Framing 2-1/2" x 5" (Wind-borne Debris)		
Catalog Section	Framing	Framing		
Typical Detail				
Applications	Storefront Ribbon Windows Punched Openings	Storefront Ribbon Windows Punched Openings		
Glass Plane Options	Center	Center		
Infill Options	9/16", 5/8" (Impact) 1/4" (Non-Impact)	1-5/16" (Impact) 1" (Non-Impact)		
Glazing Options	Outside Glazed	Outside Glazed		
Thermal	No	No		
SSG	No	No		
Weatherseal	No	No		
2 Color Option	No	No		
Integrated Entrance Framing	Yes	Yes		
Windows Integration	No	No		
GLASSvent® Integration	No	No		
Versoleil® Sunshade Integration	No	No		
Fabrication Method	Screw Spline	Screw Spline		
Product Description	A 2-1/2" x 5" framing system for wind-borne debris applications. It offers a center flush glazed look with either a interior structural silicone seal (wet glazed) or EPDM gasket (dry glazed) for large missile applications.	A 2-1/2" x 5" framing system for wind-borne debris applications. It offers a center flush glazed look with either a interior structural silicone seal (wet glazed) or EPDM gasket (dry glazed) for large missile applications.		
Testing for Protective Glazing	Large Missile	Small Missile Large Missile		
Performance Test Standards	AAMA 501 ASTM E283 ASTM E330 ASTM E331 ASTM E1886 ASTM E1996 TAS 201, 202, 203	AAMA 501 ASTM E283 ASTM E330 ASTM E331 ASTM E1886 ASTM E1996 TAS 201, 202, 203		

Laws and building and safety codes governing the design and use of Kawneer products, such as glazed entrance, window, and curtain wall products, vary widely. Kawneer does not control the selection of product configurations, operating hardware, or glazing materials, and assumes no responsibility therefor.

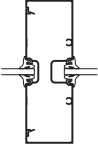
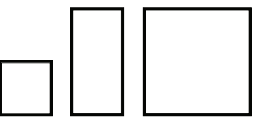
Kawneer reserves the right to change configuration without prior notice when deemed necessary for product improvement.

© 2014, Kawneer Company, Inc.

Product	IR 501T Framing 2-3/4" x 5" (Wind-borne Debris)	IR 501UT Framing 2-3/4" x 5" (Wind-borne Debris)		
Catalog Section	Framing	Framing		
Typical Detail				
Applications	Storefront Ribbon Windows Punched Openings	Storefront Ribbon Windows Punched Openings		
Glass Plane Options	Center	Center		
Infill Options	1-5/16" (Impact)	1-5/16" (Impact)		
Glazing Options	Outside Glazed	Outside Glazed		
Thermal	Yes	Yes		
SSG	No	No		
Weatherseal	No	No		
2 Color Option	No	No		
Integrated Entrance Framing	Yes	Yes		
Windows Integration	No	No		
GLASSvent® Integration	No	No		
Versoleil® Sunshade Integration	Yes	Yes		
Fabrication Method	Screw Spline	Screw Spline		
Product Description	A 2-3/4" x 5" thermal framing system for wind-borne debris applications. It offers a center flush glazed look with either a interior structural silicone seal (wet glazed) or EPDM gasket (dry glazed) for large missile applications.	A 2-3/4" x 5" thermal framing system for wind-borne debris applications. It offers a center flush glazed look with either a interior structural silicone seal (wet glazed) or EPDM gasket (dry glazed) for large missile applications.		
Testing for Protective Glazing	Small Missile Large Missile	Small Missile Large Missile		
Performance Test Standards	AAMA 501, ASTM E283, ASTM E330, ASTM E331, ASTM E1886, ASTM E1996, TAS 201, 202, 203	AAMA 501, AAMA 1503, AAMA 1801, ASTM E283, ASTM E330, ASTM E331, ASTM E1886, ASTM E1996, CAN/CSAA440, TAS 201, 202, 203		


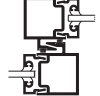

Laws and building and safety codes governing the design and use of Kawneer products, such as glazed entrance, window, and curtain wall products, vary widely. Kawneer does not control the selection of product configurations, operating hardware, or glazing materials, and assumes no responsibility therefor.

Kawneer reserves the right to change configuration without prior notice when deemed necessary for product improvement.
© 2014, Kawneer Company, Inc.

Product	InFrame® Interior Framing System (2" x 6")	Miscellaneous Framing		
Catalog Section	Framing	Framing		
Typical Detail				
Applications	Interior Framing for Partitions	Safety Rails Glazing Moldings Tubes		
Glass Plane Options	Center	—		
Infill Options	1/8", 1/4" & 3/8"	—		
Glazing Options	Inside Glazed	—		
Thermal	No	—		
SSG	No	—		
Weatherseal	No	—		
2 Color Option	No	—		
Integrated Entrance Framing	Yes	—		
Windows Integration	No	—		
GLASSvent® Integration	No	—		
Versoleil® Sunshade Integration	No	—		
Fabrication Method	Screw Spline	—		
Product Description	A 2" x 6" flush glazed system for 1/4" glass. Two-piece perimeter profiles for interior framing partitions that capture drywall to simplify and speed the installation process.	Safety Rails, Glazing Moldings and Tubes.		
Testing for Protective Glazing	—	—		
Performance Test Standards				

Laws and building and safety codes governing the design and use of Kawneer products, such as glazed entrance, window, and curtain wall products, vary widely. Kawneer does not control the selection of product configurations, operating hardware, or glazing materials, and assumes no responsibility therefor.

Kawneer reserves the right to change configuration without prior notice when deemed necessary for product improvement.
© 2014, Kawneer Company, Inc.

Product	1010 Sliding Mall Front	1010C Sliding Mall Front	1040 Sliding Mall Front	
Catalog Section	Sliding Doors	Sliding Doors	Sliding Doors	
Typical Detail				
Sightline	1", 1-3/4", 3-7/16", 5-1/8"	1-3/4", 2-5/16", 2-15/16"	2-1/8", 4"	
Depth	Varies by # of panels	Varies by # of panels	1-3/4"	
Applications	Interior	Interior	Interior or Exterior	
Infill Options	Up to 1"	3/16" & 1/4"	1/4" & 1"	
Cross Rails/Muntins	Yes	Yes	Yes	
Product Description	The 1010 sliding mall front is a floor supported, multi-track (surface or recessed), sliding door offering parallel in-line stacking. The 1010 sliding mall front is intended to be used primarily as an interior unit. It may be used as an exterior unit when optimum weathering performance is not required.	The 1010C sliding mall front is a floor supported, multi-track (surface or recessed), sliding door offering parallel in-line stacking. The 1010C sliding mall front is intended to be used primarily as an interior unit. It may be used as an exterior unit when optimum weathering performance is not required. It accepts a swinging entrance door within the sliding panels.	The 1040 sliding mall front is a floor supported, single track (surface or recessed), sliding door offering three separate stacking options (parallel staggered, parallel even and 90° stacking). The 1040 sliding mall front is intended to be used primarily as an interior unit. It may be used as an exterior unit when optimum weathering performance is not required.	
Testing for Protective Glazing	—	—	—	
Performance Class/Rating	—	—	—	
Performance Test Standards	—	—	—	

Laws and building and safety codes governing the design and use of Kawneer products, such as glazed entrance, window, and curtain wall products, vary widely. Kawneer does not control the selection of product configurations, operating hardware, or glazing materials, and assumes no responsibility therefor.

Kawneer reserves the right to change configuration without prior notice when deemed necessary for product improvement.
© 2014, Kawneer Company, Inc.